

# 4 PLEX - ALLEY LOAD



**FRONT ELEVATION**  
1/4" = 1'-0"



**LEFT ELEVATION**  
1/8" = 1'-0"



**REAR ELEVATION**  
1/8" = 1'-0"



**RIGHT ELEVATION**  
1/8" = 1'-0"

**GREEN MOUNTAIN  
4-PLEX (ALLEY)**

FILE NAME :  
LOTS 101-104\_4-PLEX  
DRAWN BY:  
EDRAFT  
SCALE :  
As indicated  
PLOT DATE :  
3/24/2023  
8:18:36 AM

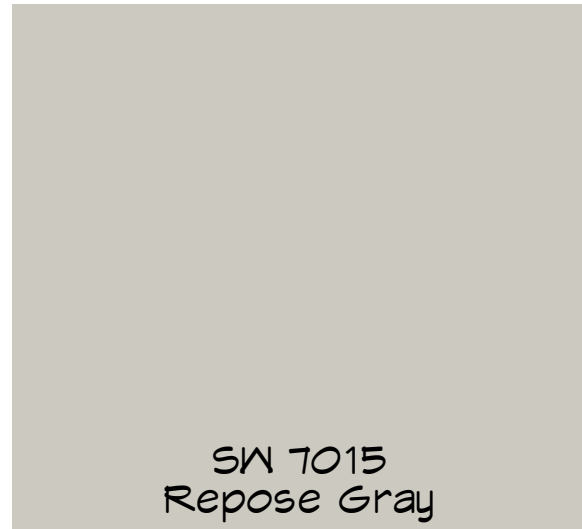
Written dimensions on these drawings shall have precedence over scaled dimensions. Contractor shall assume responsibility for all dimensions and conditions on the job. The designer must be notified and consent to any variations from dimensions set forth herein. The type of exterior finish, the installation and waterproofing details are all to be the full responsibility of the owner/builder. This Designer assumes no responsibility for the integrity of the building envelope. This document is the property of E Drafting Corp. No reuse or reproduction is allowed without the written consent from E Drafting Corp.

**SHEET  
Elevations**

**A5**

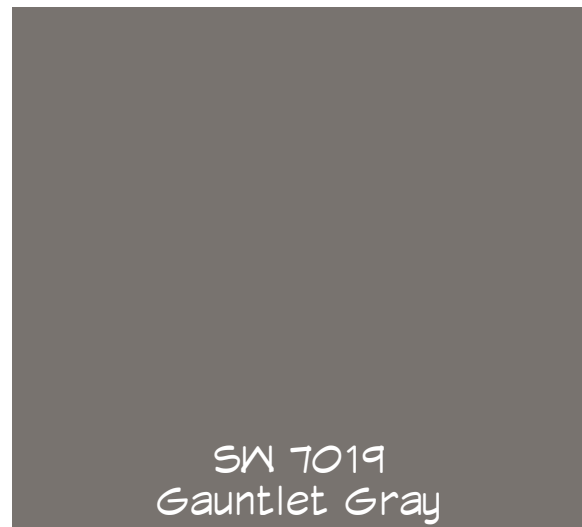
# LOTS 101-104 - 4-PLEX ALLEY LOAD

## BODY

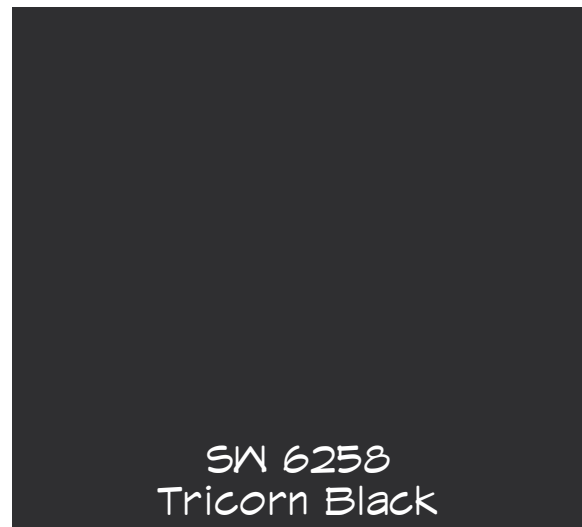


COLOR  
SCHEME  
No. 5B

## ACCENT



## TRIM



GREEN MOUNTAIN  
4-PLEX (ALLEY)

FILE NAME :  
LOTS 101-104\_4-PLEX  
DRAWN BY:  
EDRAFT  
SCALE :  
As indicated  
PLOT DATE :  
3/24/2023  
8:18:36 AM

Written dimensions on these drawings shall have precedence over scaled dimensions. Contractor shall assume responsibility for all dimensions and conditions on the job. The designer must be notified and consent to any variations from dimensions set forth herein. The type of exterior finish, the installation and waterproofing details are all to be the full responsibility of the owner/builder. This Designer assumes no responsibility for the integrity of the building envelope. This document is the property of E Drafting Corp. No reuse or reproduction is allowed without the written consent from E Drafting Corp.

SHEET  
Elevations

A5