

City of Burnet Financial Report

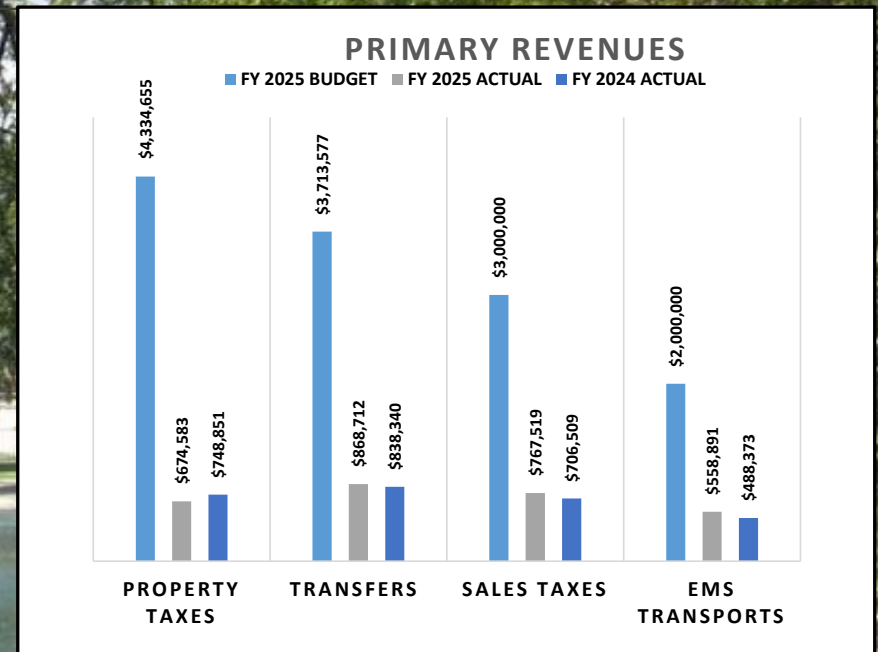
FISCAL YEAR TO DATE

DECEMBER 31, 2024



General Fund

	Annual Budget	Actual FYTD Dec 2024	% of Budget
Revenues	\$16,407,735	\$3,875,839	24%
Expenses	15,918,387	3,869,498	24%
Profit (Loss)	\$489,348	\$6,341	



Golf Fund

	Annual Budget	Actual FYTD Dec 2024	% of Budget
Revenues	\$2,574,361	\$851,609	33%
Expenses	2,429,146	583,804	24%
Profit (Loss)	\$145,215	\$267,805	



Golf Fund Rounds



Average Revenue Per Round:

FYTD Dec 2024 \$49.44

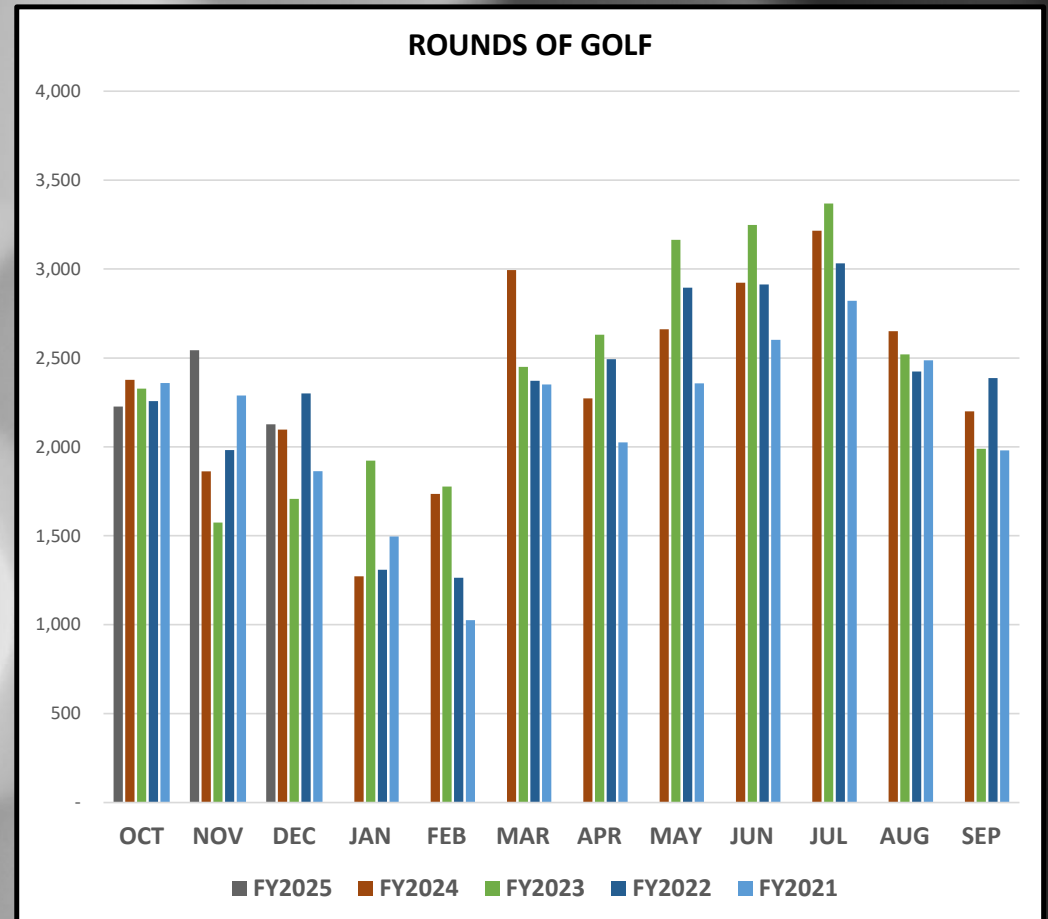
FYTD Dec 2023 \$43.77

Rounds of Golf:

FYTD Dec 2024 – 6,898

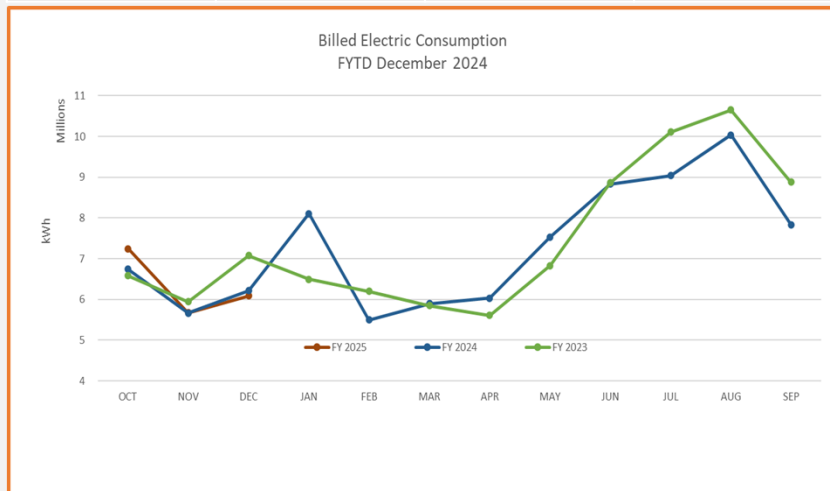
FYTD Dec 2023 – 6,336

➤ Increase 562 rounds, 9%

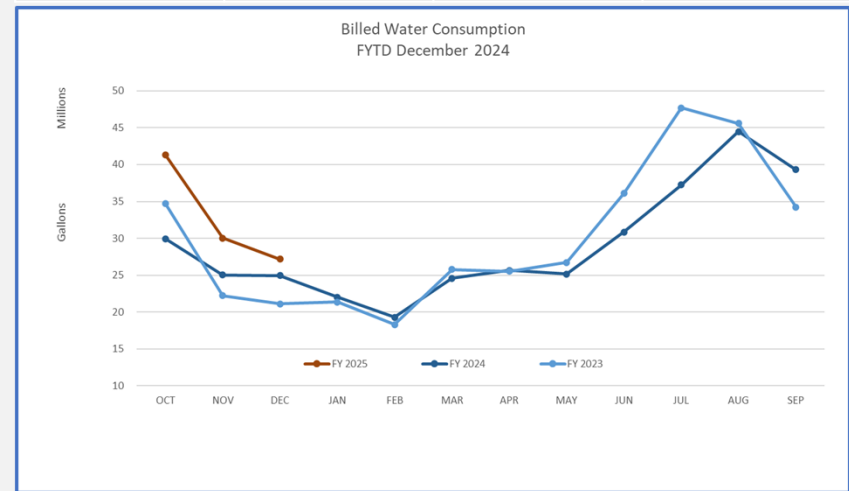


Utility Funds

ELECTRIC	Annual Budget	Actual FYTD Dec 2024	% of Budget
Revenues	\$4,805,522	\$1,048,618	22%
Expenses	4,280,628	894,498	21%
Profit(Loss)	\$524,894	\$154,119	

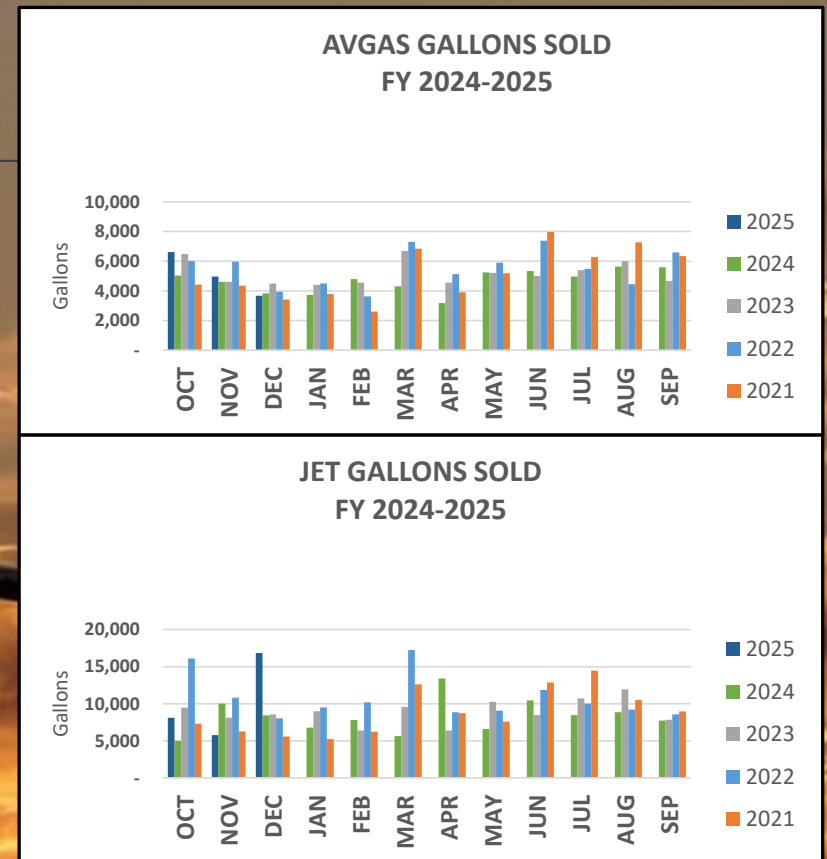


WATER/WW	Annual Budget	Actual FYTD Dec 2024	% of Budget
Revenues	\$4,844,000	\$1,217,994	25%
Expenses	4,592,268	1,190,894	26%
Profit (Loss)	\$251,732	\$27,100	



Airport Fund

	Annual Budget	Actual FYTD Dec 2024
Revenues	\$335,336	\$92,209
Expenses	231,353	49,145
Profit (Loss)	\$103,983	\$43,064



Cash Reserves

As of December 31, 2024



Unrestricted Cash Reserve Balance	\$5,875,163
90 Day Reserve Requirement	<u>4,810,000</u>
“Unrestricted” Cash Balance over 90 Day Reserve	<u>\$1,065,163</u>
“Restricted by Council” Cash Balance	<u>\$5,621,533</u>





Questions?

