



City Council
Regular Meeting

April 22, 2025

City of Burnet Financial Report

FYTD March 31, 2025



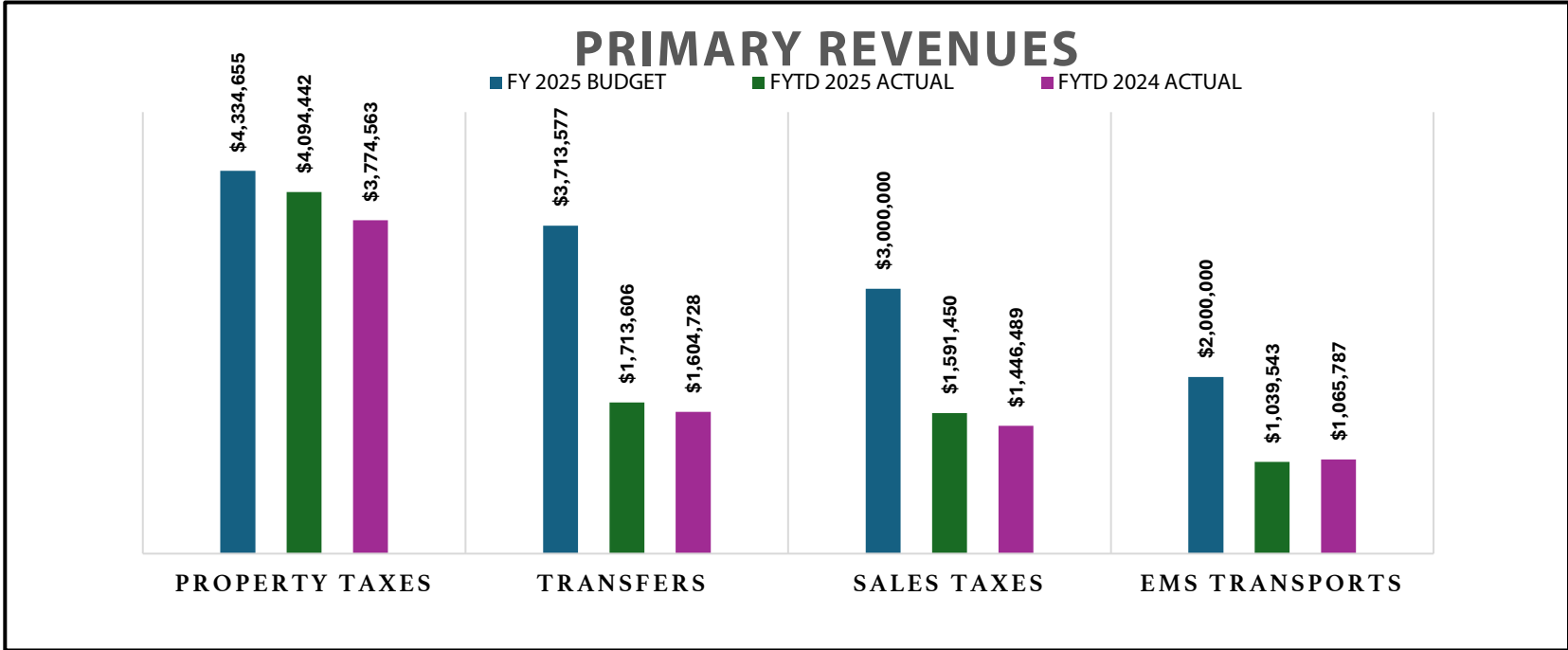


City of Burnet Financial Report

FYTD March 2025

General Fund

	Annual Budget	Actual FYTD Mar 2025	% of Budget
Revenues	\$16,407,735	\$10,307,003	63%
Expenditures	15,918,387	7,603,084	48%
Profit (Loss)	\$489,348	\$2,703,919	



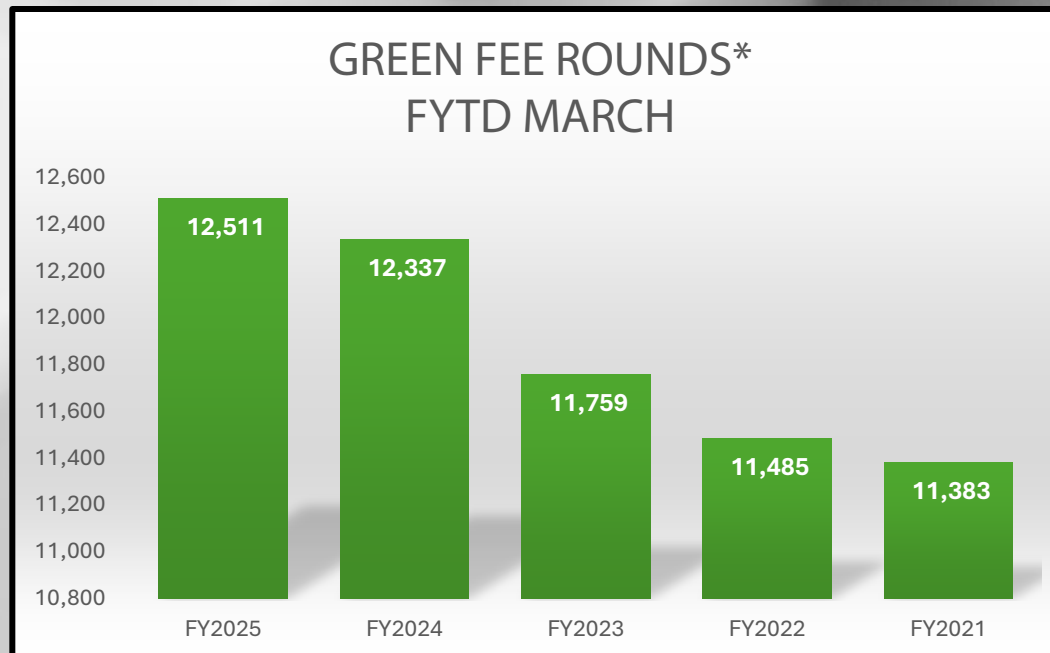


City of Burnet Financial Report

FYTD March 2025

Golf Fund

	Annual Budget	Actual FYTD Mar 2025	% of Budget
Revenues	\$2,574,361	\$1,382,209	54%
Expenditures	2,429,146	1,128,936	46%
Profit (Loss)	\$145,215	\$253,273	



*Does not include annual dues or tournament rounds played.

Avg Green Fee Rev per Round

- \$49.44
- Increase of \$5.41 over prior year



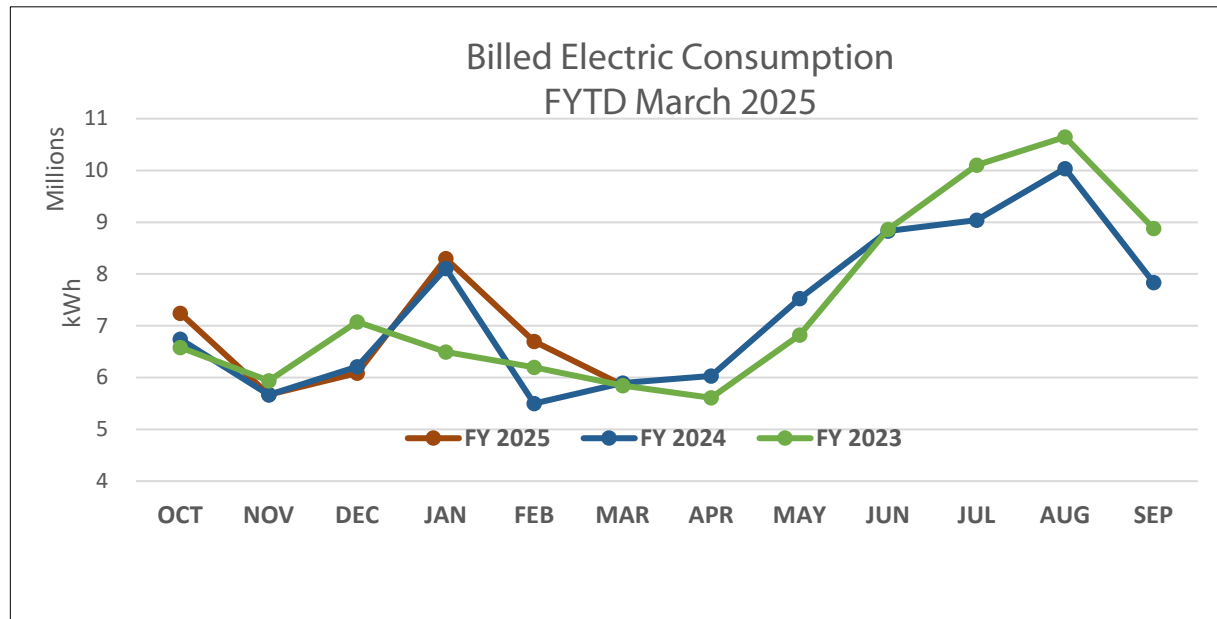


City of Burnet Financial Report

FYTD March 2025

Electric Fund

	Annual Budget	Actual FYTD Mar 2025	% of Budget
Revenues	\$4,805,522	\$2,246,697	47%
Expenditures	4,280,628	1,848,415	43%
Profit (Loss)	\$524,894	\$398,282	



Billed Consumption:	
FYTD 2025	39,844,634
FYTD 2024	38,115,787
Increase	1,728,847
% increase	4.54%



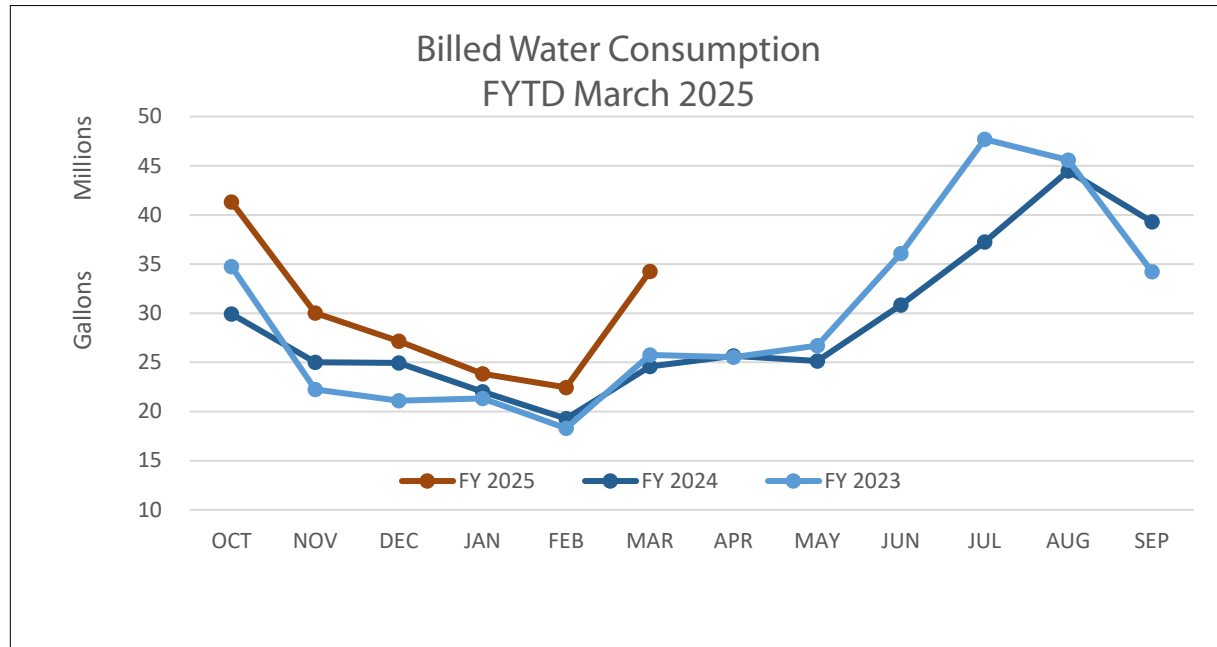


City of Burnet Financial Report

FYTD March 2025

Water/Wastewater Fund

	Annual Budget	Actual FYTD Mar 2025	% of Budget
Revenues	\$4,844,000	\$2,370,151	49%
Expenditures	4,592,268	2,269,901	49%
Profit (Loss)	\$251,732	\$100,250	



Billed Consumption in gallons:

FYTD 2025	179,075,752
FYTD 2024	145,818,873
Variance	33,256,879
% variance	22.81%





City of Burnet Financial Report

FYTD March 2025

Airport Fund

	Annual Budget	Actual FYTD Mar 2025	% of Budget
Revenues	\$335,336	\$171,504	51%
Expenditures	231,353	106,889	46%
Profit (Loss)	\$103,983	\$64,615	





City of Burnet Financial Report

FYTD March 2025

Cash Reserves As of March 31, 2025

Unrestricted Cash Reserve Balance	\$9,011,201
90 Day Reserve Requirement	<u>4,810,000</u>
"Unrestricted" Cash Balance over 90 Day Reserve	<u>\$4,201,201</u>
"Restricted by Council" Cash Balance	<u>\$5,136,108</u>





City of Burnet Financial Report

FYTD March 2025

Questions

