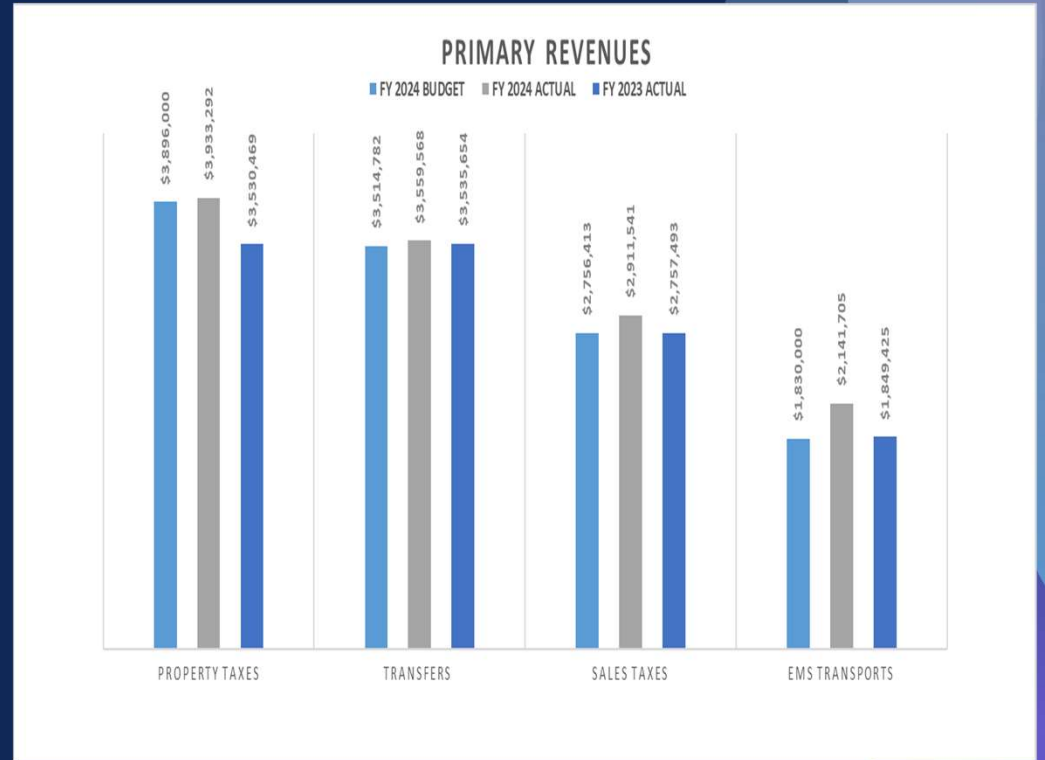


CITY OF BURNET FINANCIAL REPORT

For the Period Ended September 30, 2024

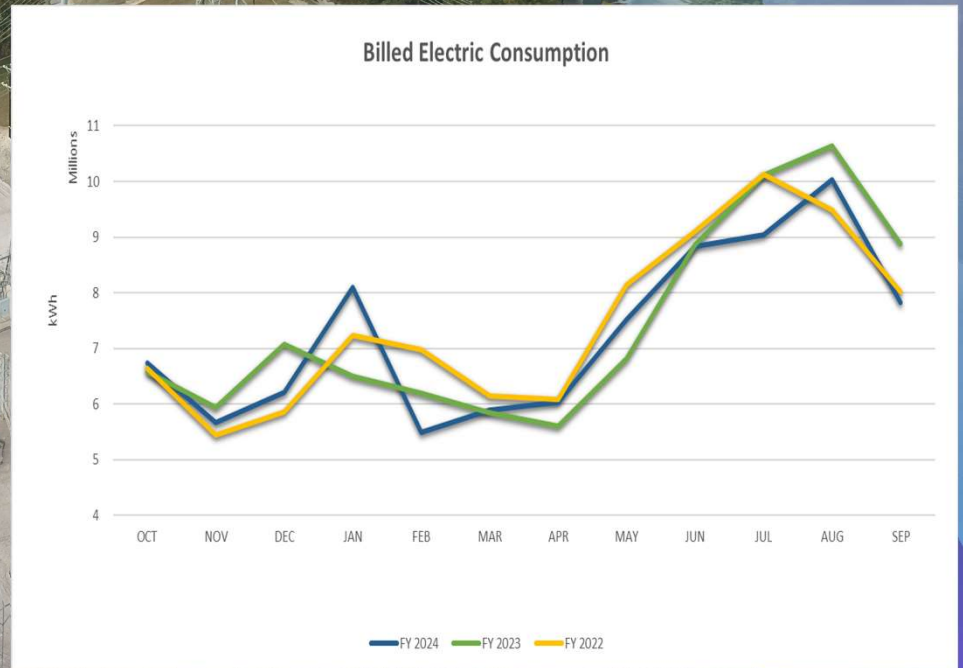
GENERAL FUND

	ANNUAL BUDGET	ACTUAL FYTD SEP 2024	% OF BUDGET
REVENUES	\$15,442,407	\$16,204,192	105%
EXPENDITURES	14,878,137	\$14,431,196	97%
PROFIT (LOSS)	\$564,270	\$1,772,996	



ELECTRIC FUND

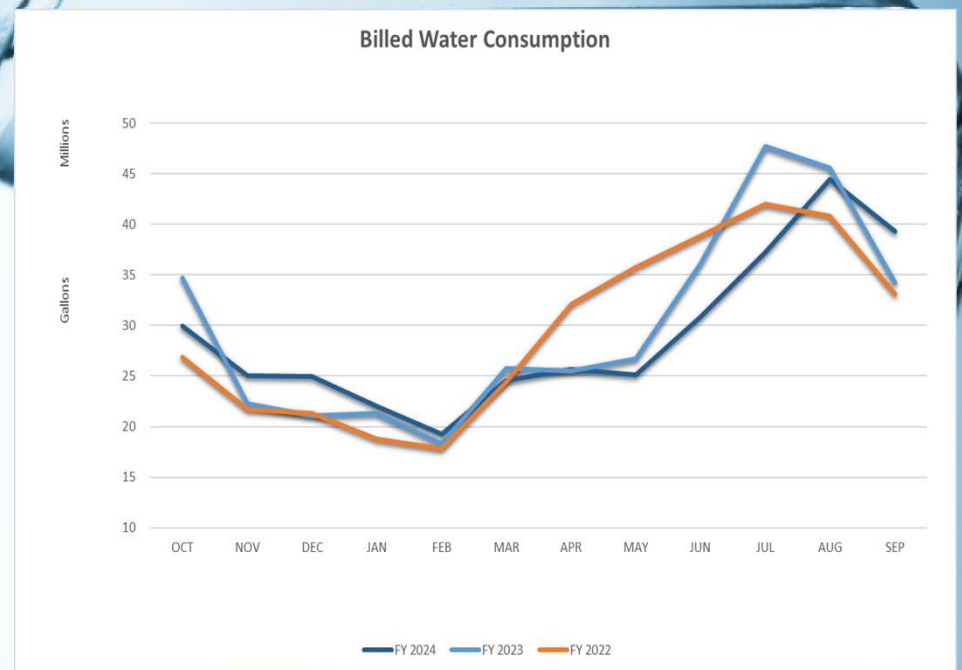
	ANNUAL BUDGET	ACTUAL FYTD SEP 2024	% OF BUDGET
REVENUES	\$4,300,026	\$4,529,064	105%
EXPENSES	3,926,232	3,938,228	100%
PROFIT (LOSS)	\$373,794	\$590,836	



YTD Consumption has decreased 1.84% over the prior year

WATER/WASTEWATER FUND

	ANNUAL BUDGET	ACTUAL FYTD SEP 2024	% OF BUDGET
REVENUES	\$4,707,667	\$4,827,852	103%
EXPENSES	4,465,763	4,427,947	99%
PROFIT (LOSS)	\$241,904	\$399,905	



YTD Consumption has decreased 3% over the prior year.

THE “BOTTOM LINE” FOR UNRESTRICTED FUNDS FOR FISCAL YEAR 2023-2024

	Annual Budget	Actual FYTD Sep 2024	Variance
General Fund	\$564,270	\$1,772,996	\$1,208,726
Electric Fund	373,794	590,836	217,042
Water/WW Fund	241,904	399,905	158,001
Total	\$1,179,968	\$2,763,737	\$1,583,769

GOLF FUND

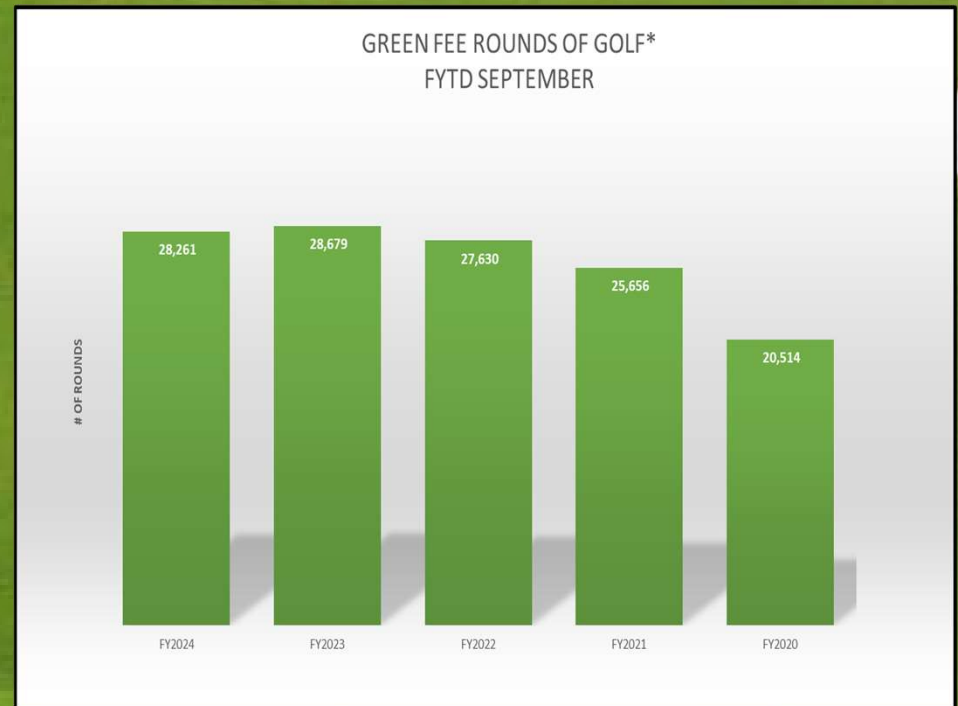
	ANNUAL BUDGET	ACTUAL FYTD SEP 2024	% OF BUDGET
REVENUES	\$2,144,918	\$2,595,151	121%
EXPENSES	2,077,634	2,068,592	100%
PROFIT (LOSS)	\$67,284	\$526,559	

AVERAGE REVENUE PER ROUND:

↑\$5.91

FYTD SEP 24 \$45.79

FYTD SEP 23 \$39.88



*Does not include annual dues or tournament rounds played.

AIRPORT FUND

	ANNUAL BUDGET	ACTUAL FYTD SEP 2024	% OF BUDGET
REVENUES	\$335,757	\$362,755	108%
EXPENSES	254,246	189,856	75%
PROFIT (LOSS)	\$81,511	\$172,899	



CASH RESERVES AS OF SEPTEMBER 30, 2024

UNRESTRICTED CASH RESERVE BALANCE	\$6,838,184
90 RESERVE REQUIREMENT	<u>4,500,000</u>
➤ UNRESTRICTED CASH BALANCE OVER 90 DAY RESERVE	<u>\$2,338,184</u>
➤ RESTRICTED BY COUNCIL CASH BALANCE	<u>\$4,763,428</u>

QUESTIONS
