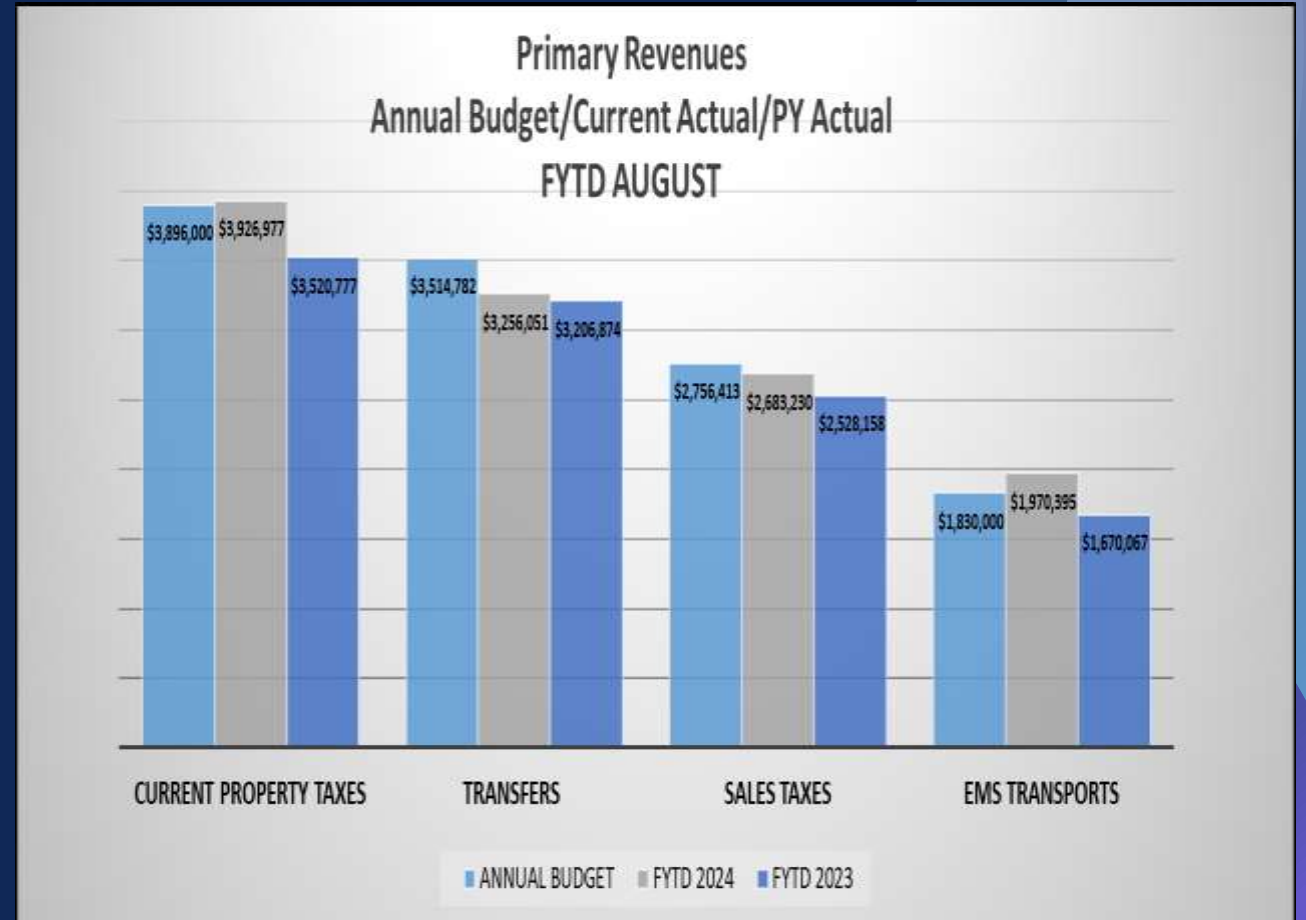


CITY OF BURNET FINANCIAL REPORT

For the Period Ended August 31, 2024

GENERAL FUND

	ANNUAL BUDGET	ACTUAL FYTD AUG 2024	% OF BUDGET
REVENUES	\$15,442,407	\$15,167,788	98%
EXPENDITURES	14,878,137	\$13,298,272	89%
PROFIT (LOSS)	\$564,270	\$1,869,515	



GOLF FUND

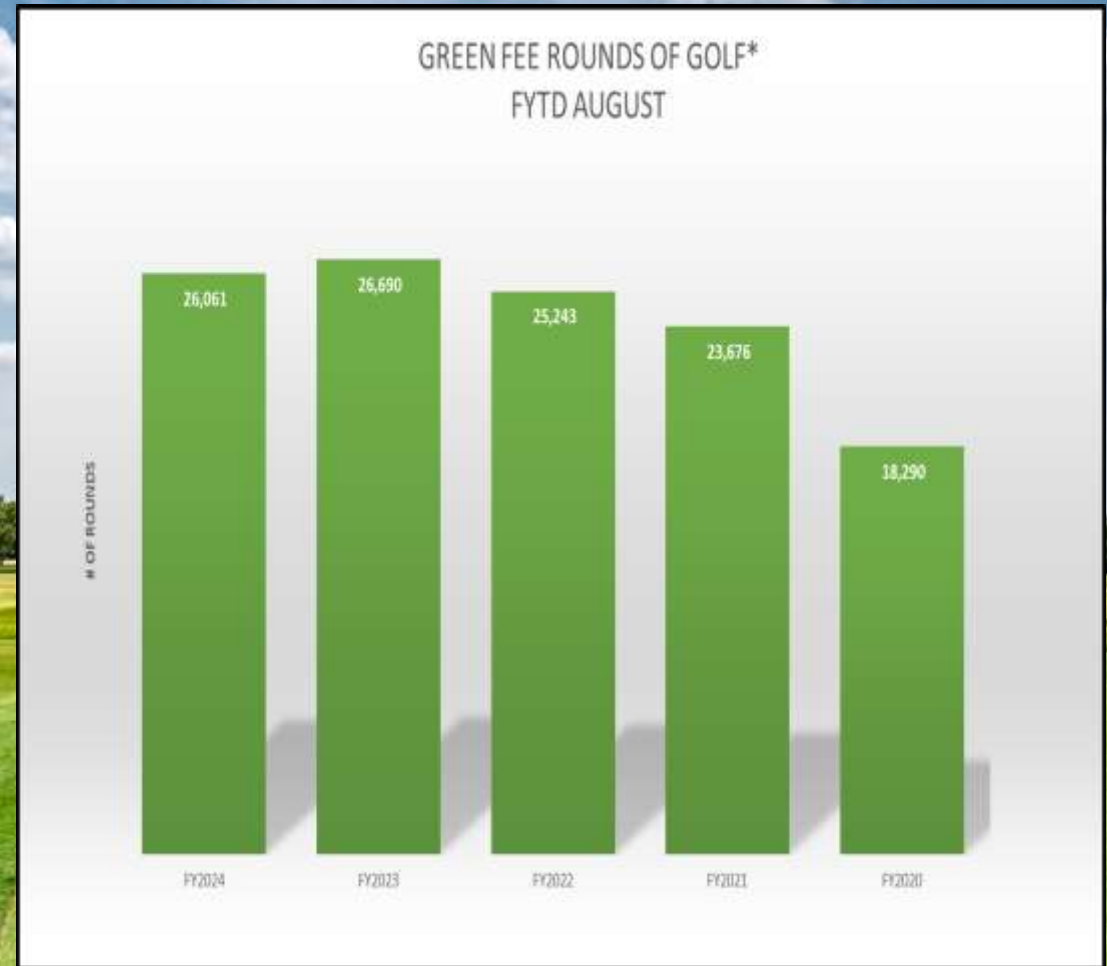
	ANNUAL BUDGET	ACTUAL FYTD AUG 2024	% OF BUDGET
REVENUES	\$2,144,918	\$2,397,900	112%
EXPENSES	2,077,634	1,886,401	91%
PROFIT (LOSS)	\$67,284	\$511,499	

AVERAGE REVENUE PER ROUND:

↑\$5.90

FYTD AUG 24 \$45.62

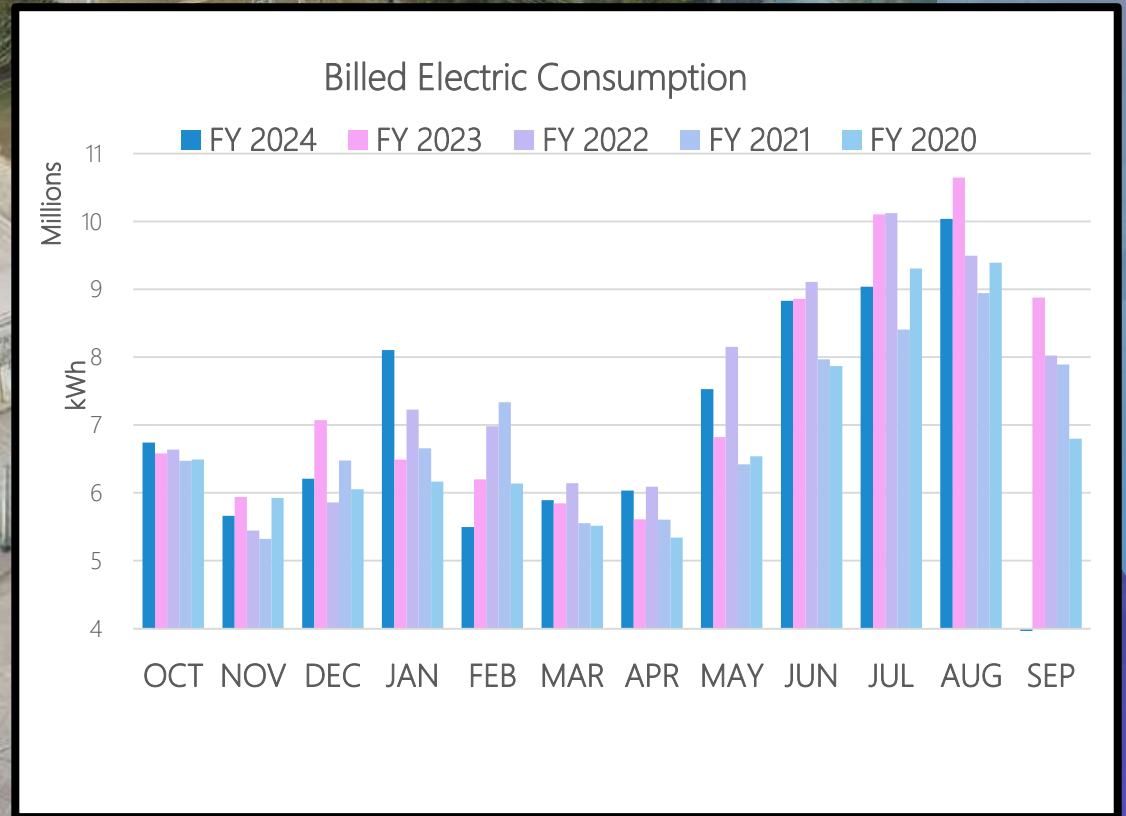
FYTD AUG 23 \$39.72



*Does not include annual dues or tournament rounds played.

ELECTRIC FUND

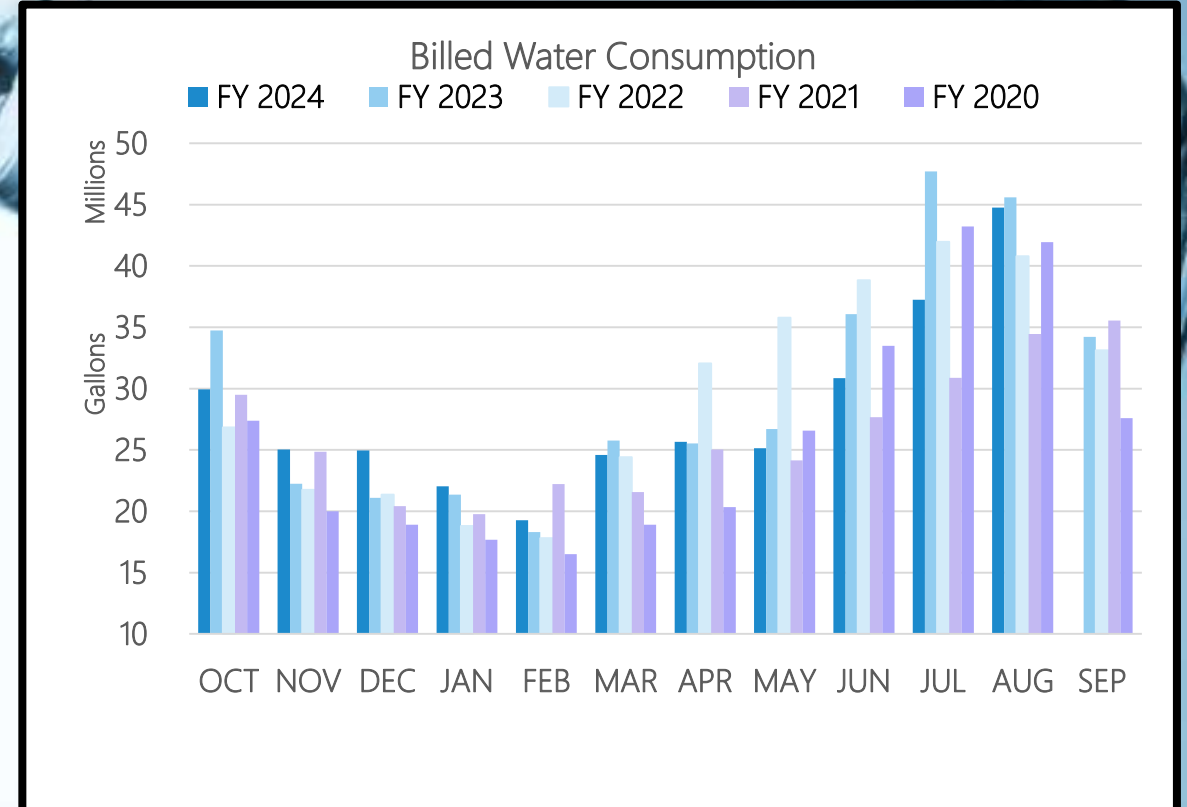
	ANNUAL BUDGET	ACTUAL FYTD AUG 2024	% OF BUDGET
REVENUES	\$4,300,026	\$4,102,816	95%
EXPENSES	3,926,232	3,593,186	92%
PROFIT (LOSS)	\$373,794	\$509,630	



YTD Consumption has decreased 0.74% over the prior year

WATER/WASTEWATER FUND

	ANNUAL BUDGET	ACTUAL FYTD AUG 2024	% OF BUDGET
REVENUES	\$4,707,667	\$4,394,565	93%
EXPENSES	4,465,763	3,948,430	88%
PROFIT (LOSS)	\$241,904	\$446,135	



YTD Consumption has decreased 4.79% over the prior year.

AIRPORT FUND

	ANNUAL BUDGET	ACTUAL FYTD AUG 2024	% OF BUDGET
REVENUES	\$335,757	\$328,809	98%
EXPENSES	254,246	182,499	72%
PROFIT (LOSS)	\$81,511	\$146,311	

A hand is shown dropping a coin into a light blue piggy bank. The background is blurred, showing a person's legs in blue pants. The text is overlaid on a dark blue rectangular area on the right side of the image.

CASH RESERVES AS OF AUGUST 31, 2024

UNRESTRICTED CASH RESERVE BALANCE	\$6,874,203
90 RESERVE REQUIREMENT	<u>4,500,000</u>
➤ UNRESTRICTED CASH BALANCE OVER 90 DAY RESERVE	<u>\$2,374,203</u>
➤ RESTRICTED BY COUNCIL CASH BALANCE	<u>\$4,497,098</u>

QUESTIONS
