



MONTHLY FINANCIAL REPORT

March 31, 2024

**Prepared by
Valley View Consulting, L.L.C.**



Month End Results by Investment Category:

<u>Interest Earnings (Approximate)</u>	
Monthly Interest Income	\$ 582,306
Fiscal Year-to-date	\$ 3,356,164

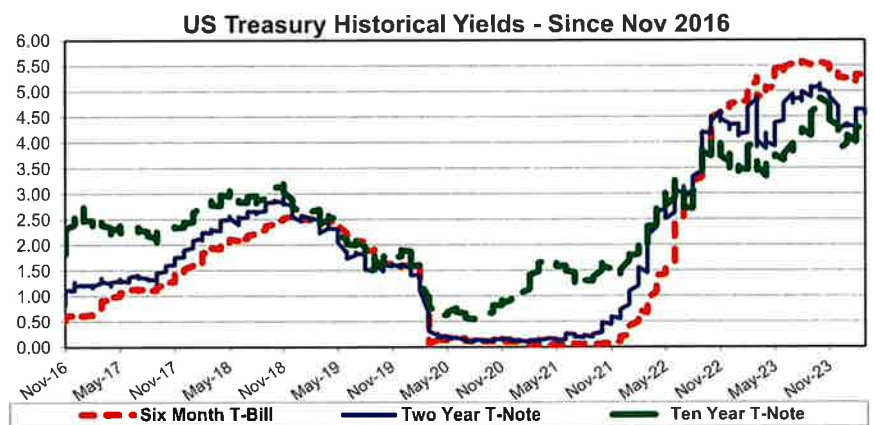
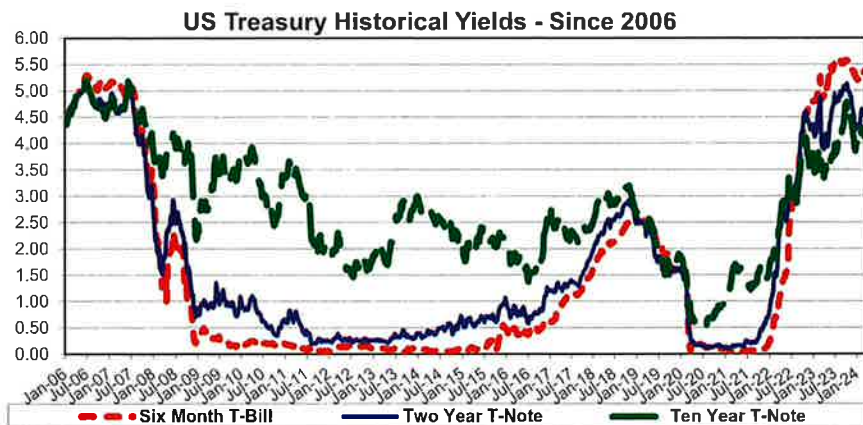
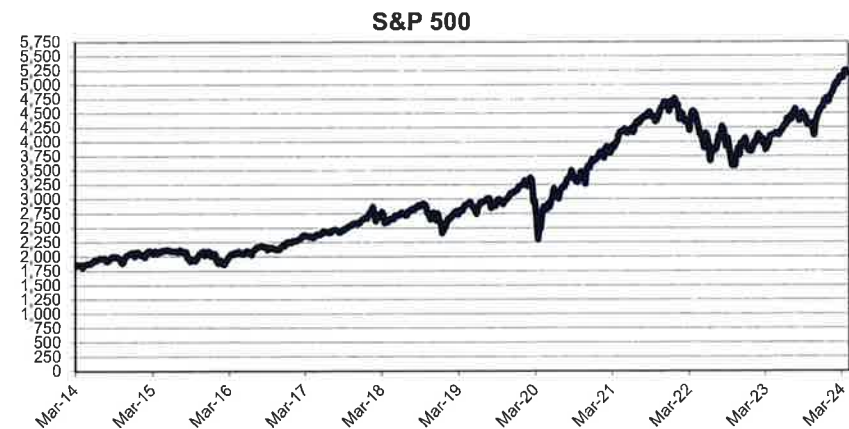
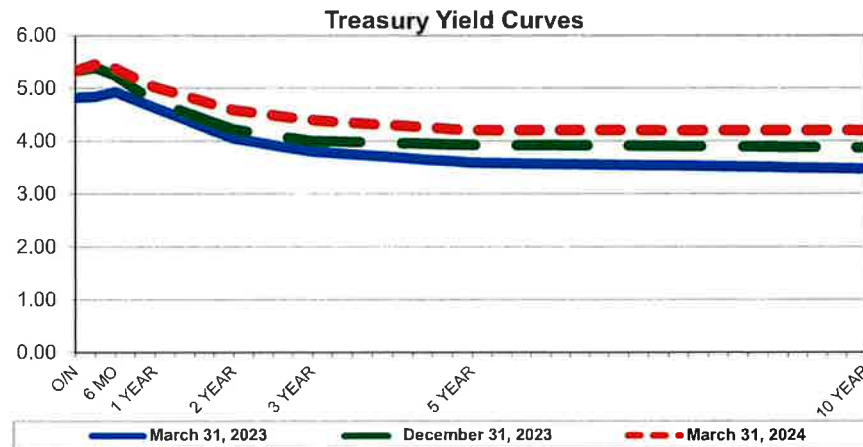
(2) **Fiscal Year-to-Date Average Yield** - calculated using quarter end report yields and adjusted book values and does not reflect a total return analysis or account for advisory fees.

Valley View Consulting, L.L.C.

Economic Overview

3/31/2024

The Federal Open Market Committee (FOMC) maintained the Fed Funds target range 5.25% - 5.50% (Effective Fed Funds are trading +/-5.33%). All expectations are for reduced future rates, but any actions will be meeting-by-meeting and "data-dependent." Fourth Quarter 2023 GDP recorded a stronger than expected 3.4%. The S&P 500 Stock Index reached another new high closing over 5,200. The yield curve remains inverted but longer yields rose slightly. Crude Oil traded over \$87 per barrel. Inflation stubbornly remained above the FOMC 2% target (Core PCE +/-2.8% and Core CPI +/-3.8%). Reduced global economic outlooks and ongoing/expanding military conflicts continue increasing uncertainty.



Investment Holdings
March 31, 2024

Description	Ratings	Coupon/ Discount	Maturity Date	Settlement Date	Par Value	Book Value	Market Price	Market Value	Life (Days)	Yield
American National Bank MMA		0.11%	04/01/24	03/31/24	488,249	488,249	1.00	488,249	1	0.11%
American Nat'l Bank of TX MMA #2		5.10%	04/01/24	03/31/24	2,941,467	2,941,467	1.00	2,941,467	1	5.10%
InterBank MMA		5.78%	04/01/24	03/31/24	100,469	100,469	1.00	100,469	1	5.78%
InterBank ICS		5.65%	04/01/24	03/31/24	5,095,777	5,095,777	1.00	5,095,777	1	5.65%
Independent Financial Bank Cash		0.00%	04/01/24	03/31/24	1,480,136	1,480,136	1.00	1,480,136	1	0.00%
Independent Financial Bank MMA		5.62%	04/01/24	03/31/24	1,930,028	1,930,028	1.00	1,930,028	1	5.62%
NexBank IntraFi MMA Savings		5.55%	04/01/24	03/31/24	10,869,787	10,869,787	1.00	10,869,787	1	5.55%
TexPool	AAAm	5.32%	04/01/24	03/31/24	17,191,523	17,191,523	1.00	17,191,523	1	5.32%
LOGIC	AAAm	5.47%	04/01/24	03/31/24	36,621,635	36,621,635	1.00	36,621,635	1	5.47%
BOK Financial CDARS		4.88%	04/11/24	04/13/23	5,242,287	5,242,287	100.00	5,242,287	11	5.00%
East West Bank CD		5.61%	05/28/24	07/25/23	5,196,645	5,196,645	100.00	5,196,645	58	5.77%
East West Bank CD		5.33%	06/14/24	06/15/23	5,217,033	5,217,033	100.00	5,217,033	75	5.47%
Federal Farm Credit Bank	Aaa/AA+	3.25%	06/17/24	06/17/22	5,000,000	4,997,948	99.57	4,978,393	78	3.45%
Federal National Mortgage Ass'n	Aaa/AA+	1.75%	07/02/24	01/31/22	5,000,000	5,005,958	99.09	4,954,404	93	1.27%
East West Bank CD		5.41%	08/20/24	11/20/23	3,105,844	3,105,844	100.00	3,105,844	142	5.56%
East West Bank CD		5.58%	10/25/24	10/25/23	3,118,601	3,118,601	100.00	3,118,601	208	5.74%
East West Bank CD		5.17%	11/15/24	02/15/24	5,220,534	5,220,534	100.00	5,220,534	229	5.31%
East West Bank CD		5.14%	02/24/25	03/22/24	15,021,137	15,021,137	100.00	15,021,137	330	5.27%
East West Bank CD		5.14%	03/24/25	03/22/24	5,007,046	5,007,046	100.00	5,007,046	358	5.27%
Total Portfolio					\$ 133,848,198	\$ 133,852,104		\$ 133,780,995	80	5.11%

(1) (2)

(1) **Weighted average life** - For purposes of calculating weighted average life, overnight bank and pool balances are assumed to have a one day maturity.

(2) **Weighted average yield to maturity** - The weighted average yield to maturity is based on Book Value, realized and unrealized gains/losses and investment advisory fees are not included. The yield for the reporting month is used for overnight bank and pool balances.

