



City Manager's Proposed FY 2023-24 Budget

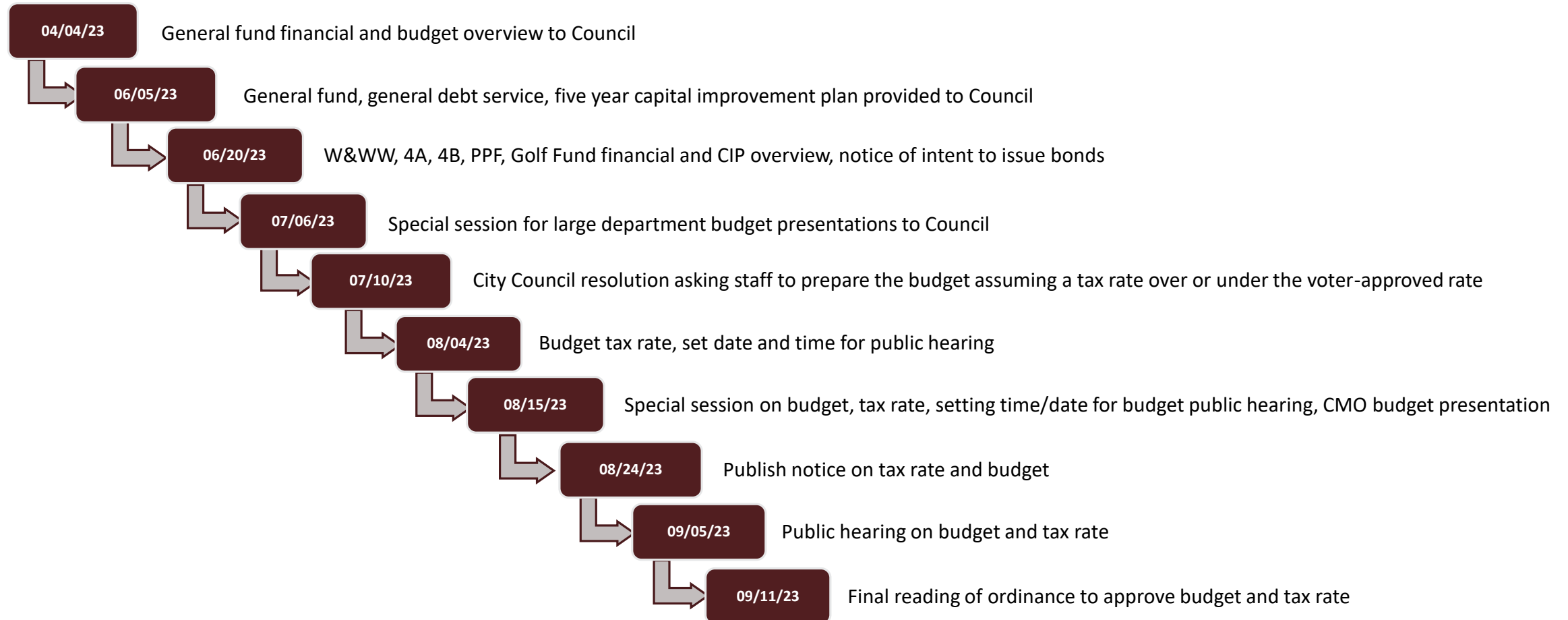
PRESENTED TO THE CITY COUNCIL ON
AUGUST 15, 2023

Presentation Overview

- Building the Budget
- Fund Overviews
- Key Decision Packages
- Five Year Capital Improvement Program
- Summary Information and Next Steps

Building the Budget

Transparent Budget Process

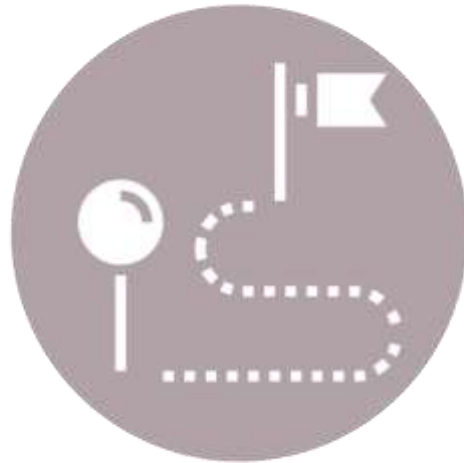


Strategic Focus Areas

Proposed Budget is designed to accomplish the goals outlined in the City's Strategic Plan. The Plan is organized in **four Strategic Focus Areas** as selected by city council during their planning fall/winter retreat.



High Performing City Organization
Providing Exceptional,
People Focused Services



Dynamic & Preferred City
through Managed Growth



**Beautiful, Safe &
Vibrant Community**



Great Place to Live
through Expanded Quality of Life Amenities

- Serves as a roadmap for achieving our long-term goals and objectives.
- Includes specific action plan items that are tied to the budget.
- Council will be asked to formally approve the strategic plan in September along with the budget.

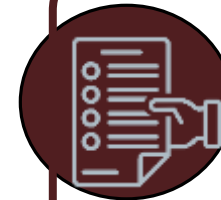
Key Budget Areas



Strong fund balance
for all funds



Resiliency and flexibility
to economic impacts



Focused on
departmental
enhancements



Conservative revenue
estimates



Five-Year financial
projections



Efficient and effective
operations

City Budget Survey Results

*513 responded with their top 3 priorities

2023 Top Three Priorities

- Streets & Traffic Control
- Police
- Parks and Recreation

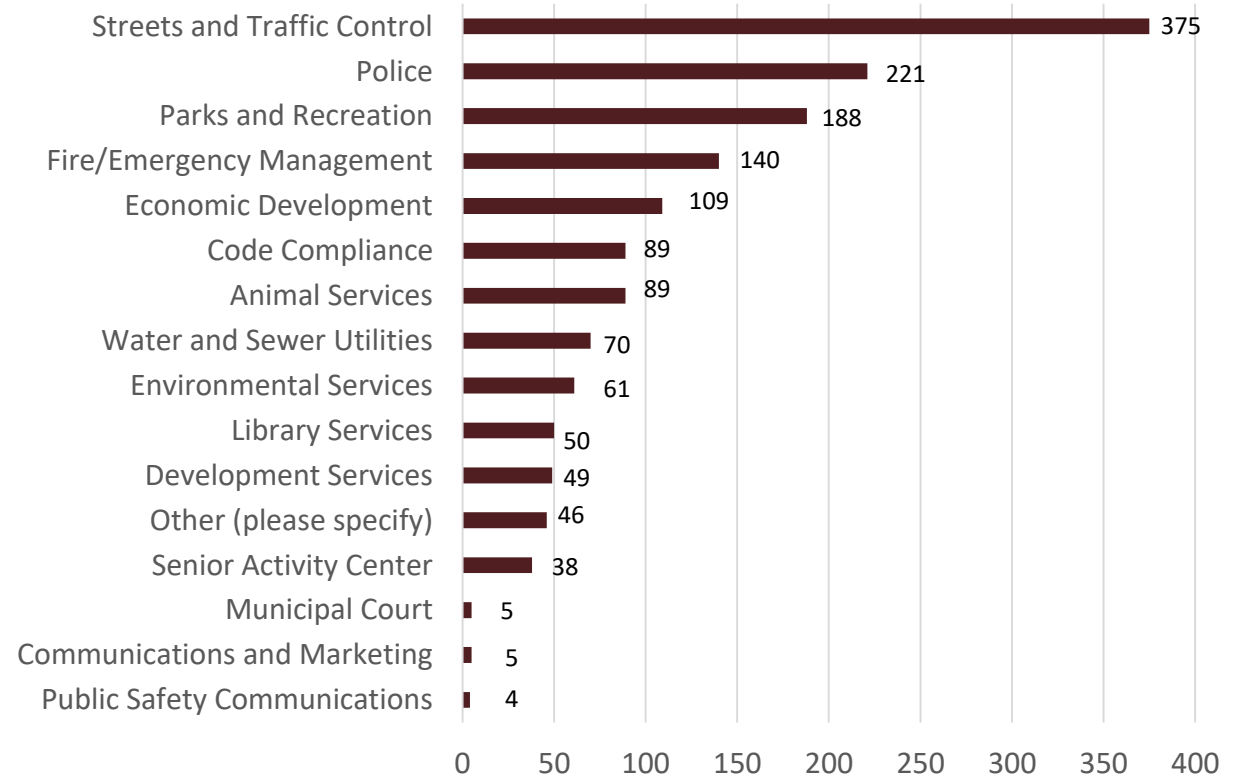
2022 Top Three Priorities

- Streets & Traffic Control
- Parks and Recreation
- Police

Survey Demographics

- 91.62% Burleson Residents
- 6.43% Tarrant/Johnson County Residents
- 1.36% Work in or near Burleson
- 0.39% Business Owner
- 0.19% Visitors

Departmental Priority Ranking



Compensation and Benefits: FY 2023-24

Market Adjustments

- Targeted all Fund Market Adjustments \$443,232
- Analyzed and evaluated every city position. Regraded all positions that are out of correct market placement without immediate cost impact

Merit/Step Increase

- Police and Fire Sworn Positions (full-time and part-time) will receive a 3% STEP increase on Oct. 1, 2023 at a cost of \$479,397
- All other employees budgeted to receive an avg. 3.5% merit increase effective Oct. 1, 2023 at a cost of \$934,311 for non-sworn positions

Health Insurance

- City contribution into the Health Insurance Fund will not increase in FY 2024. Fund will be monitored for changes in FY 2025 to 2028
- Premiums will not increase in FY 2024, projected to increase by 5% from FY 2025 to 2028

Benefits

- Implementing a City paid Basic Dependent Life coverage
- Adding a First Responder benefit
- Adding dental option with higher annual benefit

Economic Development

Retail Recruitment

- Alley Cats is under construction and plans to be open to the public in August of 2024
- Razzoo's is opening in August and Heim BBQ is slated for October on Ellison Street
- Pei Wei and Cava are under construction on John Jones. Hawaiian Bros, Fatburger, Cool Greens and another restaurant are coming soon on Wilshire
- There are more announcements coming prior to the end of 2024

Chisholm Summit Master Planned Community

- Phase 1 of Lakewood Drive to FM 1902 is under construction
- Estimated \$1.15B taxable value
- 915-acre planned site
- 3,065 residential units
- Over 10 miles of interconnected trail system
- 102 acres dedicated parkland
- Return on city investment \$1.66 in revenue for every \$1 in expenditure

Hooper Business Park

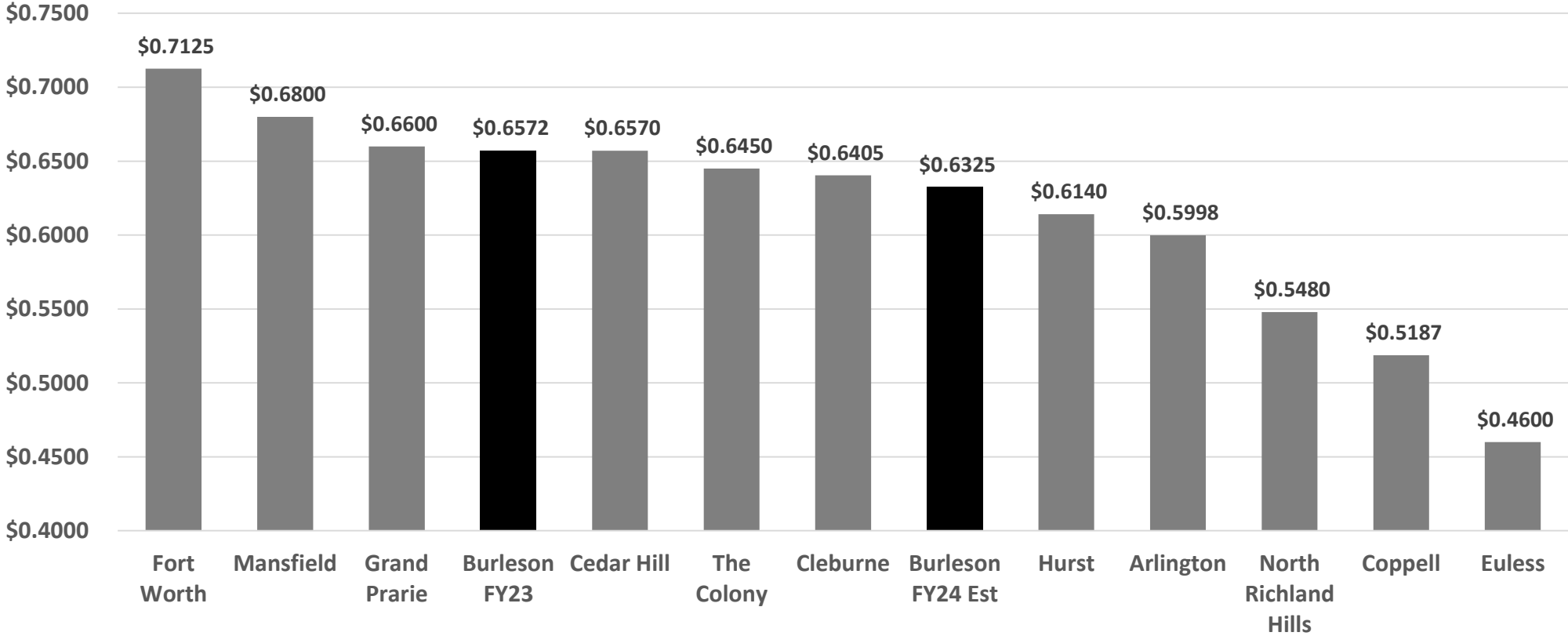
- The Performance Agreement was approved for Craftmasters, a new for-profit trade school to be located on 62 acres of the park
- This will be a 5,000 student campus with 400 new jobs with an average wage of \$54,000

HighPoint Business Park

- Arcadia has secured a lease on the 350,000 square foot cold storage facility and will be moving in by the end of 2024
- Completion of the 125,000 cold storage facility will be in 2024
- Completion of an 152,000 square foot distribution center was occupied in Highpoint Business Park East with Breitling Distribution being the tenant

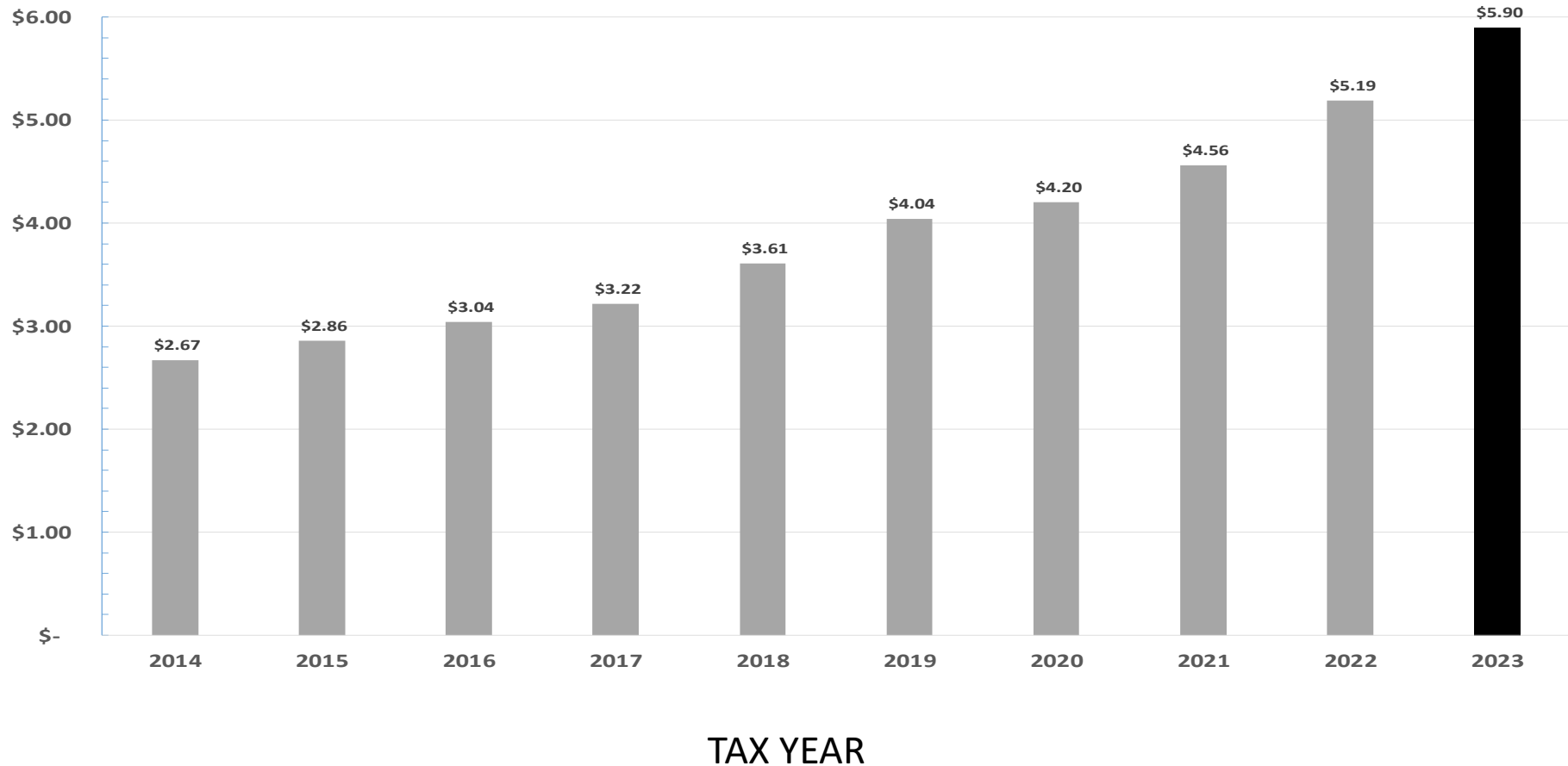
General Fund

Other City Tax Rates Comparative



*Unless otherwise noted chart data contains FY2022-23 data
Sources: Tarrant Appraisal District, Dallas County, Johnson County*

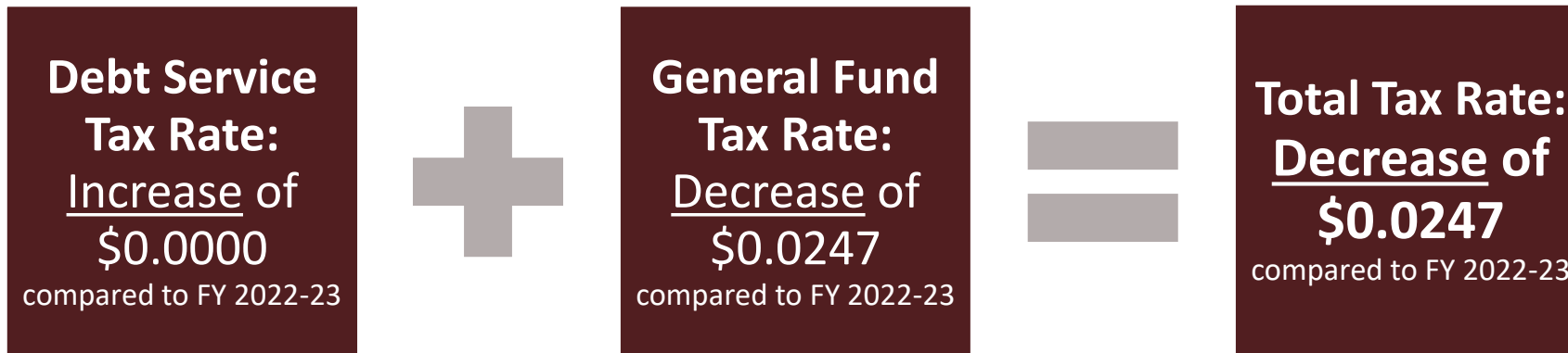
Certified Value History (In Billions)



Assumptions for General Fund

Assessed Value Increases

- FY 2025-28: Assumes 3.5% growth of existing properties and 2% new improvements
- FY 2025-27: Assumes an additional 1% homestead exemption each year.



Sales Tax

FY 2023:
Assumes 6%



FY 2024 Proposed:
Assumes 3% increase



FY 2025-2028:
Assumes 3% increase



Tax Rate History

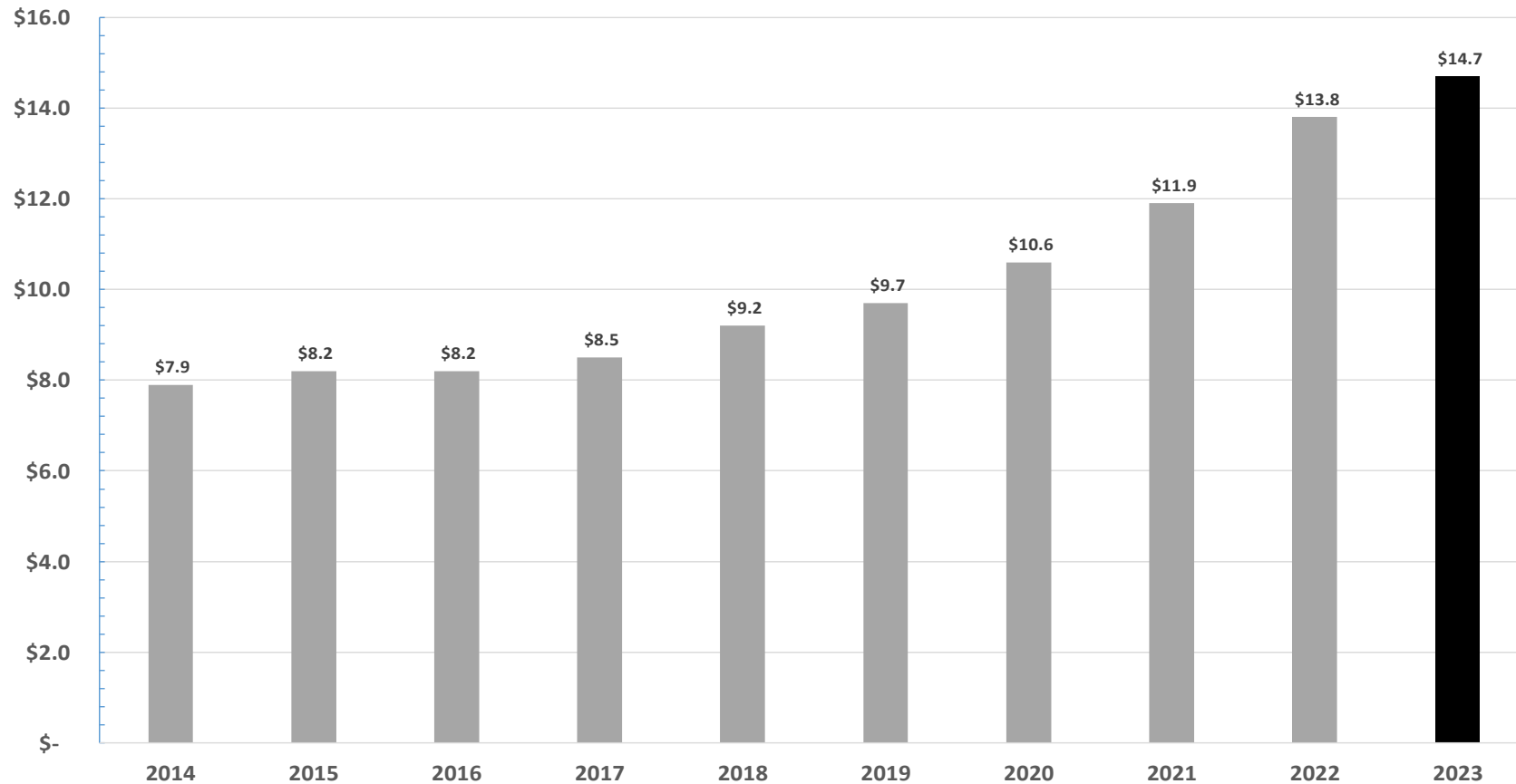
Tax Year	GF Rate	Debt Rate	Total Rate	
Proposed FY2023-24	\$0.4402	\$0.1923	\$0.6325	Decrease \$0.0247
FY2022-23	\$0.4649	\$0.1923	\$0.6572	
FY2021-22	\$0.4974	\$0.1885	\$0.6859	
FY2020-21	\$0.5187	\$0.1924	\$0.7111	
FY2019-20	\$0.5106	\$0.2094	\$0.7200	
FY2018-19	\$0.5228	\$0.2122	\$0.7350	
FY2017-18	\$0.5228	\$0.2122	\$0.7350	
FY2016-17	\$0.5228	\$0.2122	\$0.7350	
FY2015-16	\$0.5278	\$0.2122	\$0.7400	
FY2014-15	\$0.5278	\$0.2122	\$0.7400	
FY2013-14	\$0.5278	\$0.1622	\$0.6900	

Average Home Value

Fiscal Year	Average Home Value	Tax Rate	Tax Levy	Homestead	Net Tax Bill
FY 2023	\$253,812	\$0.6572	\$1,668.05	(\$33.36)	\$1,634.69
FY 2024	\$282,966	\$0.6325	\$1,789.76	(\$53.69)	\$1,736.08
Net Difference	\$29,154	(\$0.0247)	\$121.71	\$20.33	\$101.39

- Monthly net tax bill increase of \$8.45 per month.

GF Sales Tax (In Millions)



Summary of Assumptions

	FY 24	FY 25	FY 26	FY 27	FY 28
Tax Levy	3.5%	3.5%	3.5%	3.5%	3.5%
New Construction Growth	2%	2%	2%	2%	2%
Sales Tax Growth	3%	3%	3%	3%	3%
Compensation	3.5%	3.0%	3.0%	3.0%	3.0%
Cash Funding – Capital Projects	\$1.4M	\$.64K	\$.88K	\$1.38M	\$0
Future Bond Sales	\$93.7M	\$74.5M	\$40.92M	\$15.93M	\$22.0M

General Fund Forecast

	FY 22-23 Estimate	FY 23-24 Projected	FY 24-25 Projected	FY 25-26 Projected	FY 26-27 Projected	FY 27-28 Projected
Beginning Fund Balance	\$ 22,149,009	\$ 18,101,795	\$ 16,609,303	\$ 15,535,474	\$ 14,461,737	\$ 14,157,753
Property Tax	\$ 24,775,000	\$ 26,745,080	\$ 28,207,047	\$ 29,749,152	\$ 31,375,794	\$ 33,091,614
Property Tax- Chisholm Summit	\$ -	\$ -	\$ -	\$ 500,000	\$ 1,030,000	\$ 1,575,900
Homestead exemption	\$ -	\$ -	\$ (350,000)	\$ (525,000)	\$ (700,000)	\$ (700,000)
Sales Tax	\$ 14,946,030	\$ 15,394,411	\$ 15,856,243	\$ 16,331,930	\$ 16,821,888	\$ 17,326,545
Other Revenue	\$ 13,880,120	\$ 16,545,267	\$ 16,725,984	\$ 17,366,701	\$ 18,152,433	\$ 18,980,720
Total Revenue	\$ 53,601,150	\$ 58,684,758	\$ 60,439,273	\$ 63,422,783	\$ 66,680,115	\$ 70,274,778
Base Expenses	\$ 57,648,364	\$ 56,594,995	\$ 58,899,350	\$ 61,092,233	\$ 61,430,822	\$ 63,163,822
Proposed Supplementals	\$ -	\$ 2,182,254	\$ 1,476,558	\$ 1,525,028	\$ 1,579,237	\$ 1,633,878
Future Supplementals			\$ 500,000	\$ 1,000,000	\$ 1,500,000	\$ 2,000,000
Cash Funding Projects	\$ -	\$ 1,400,000	\$ 637,194	\$ 879,259	\$ 1,383,547	\$ -
Safer Grant 9 Fire Fighters	\$ -	\$ -	\$ -	\$ -	\$ 1,090,493	\$ 1,139,565
Fire Station 4 - Operation and Equip	\$ -	\$ -	\$ -	\$ -	\$ -	\$ 1,747,611
Total Expenditures	\$ 57,648,364	\$ 60,177,249	\$ 61,513,102	\$ 64,496,520	\$ 66,984,099	\$ 69,684,876
Change in Fund Balance	\$ (4,047,214)	\$ (1,492,491)	\$ (1,073,829)	\$ (1,073,737)	\$ (303,984)	\$ 589,903
Ending Fund Balance	\$ 18,101,795	\$ 16,609,303	\$ 15,535,474	\$ 14,461,737	\$ 14,157,753	\$ 14,747,656
FB % of Expenditure	31.40%	27.60%	25.26%	22.42%	21.14%	21.16%

Debt Service Funds

Total Outstanding Bond Debt

Supporting Debt	Outstanding Principal 9/30/2023	Percent
Tax Supported Debt	\$61,154,257	35%
Water & Sewer	\$59,723,840	34%
4A	\$23,911,088	14%
4B	\$19,380,116	11%
TIF	\$8,016,391	5%
Golf	\$723,285	1%
Total Outstanding Debt	\$172,908,977	100%

Proprietary Funds

Water/Wastewater

Key issues in the development of the budget:

Projects	Capital Improvement Program	Rates
<ul style="list-style-type: none">• Water Line Rehabilitation \$2.0M• Hulen Ground Storage Tank Rehabilitation \$1.4M• Sewer Line Rehabilitation \$3.0M	<ul style="list-style-type: none">• \$9 million bond issue proposed in FY 2023/24• 5 year Capital Improvement Plan 2024-2028:<ul style="list-style-type: none">• Water - \$48.8 million• Sewer - \$33.7 million	<ul style="list-style-type: none">• Propose 3 percent for both water and sewer in FY 2024• 3% increase for both water and sewer for FY2025– 2028

Water/Sewer Fund Financial Overview

	FY 22-23 Estimated	FY 23-24 Projected	FY 24-25 Projected	FY 25-26 Projected	FY 26-27 Projected	FY 27-28 Projected
Beginning Fund Balance	\$ 14,925,007	\$ 14,731,909	\$ 14,450,390	\$ 13,328,089	\$ 11,479,939	\$ 9,645,836
Water Revenues	\$ 13,019,920	\$ 13,622,915	\$ 14,303,311	\$ 15,017,726	\$ 15,917,890	\$ 16,872,063
Sewer Revenues	\$ 11,131,330	\$ 11,672,309	\$ 12,255,924	\$ 12,868,720	\$ 13,640,844	\$ 14,459,294
Other Revenues	\$ 2,338,497	\$ 2,401,000	\$ 2,515,544	\$ 2,557,418	\$ 2,606,041	\$ 2,682,652
Total Revenues	\$ 26,489,747	\$ 27,696,224	\$ 29,074,780	\$ 30,443,865	\$ 32,164,774	\$ 34,014,010
Personnel	\$ 3,017,150	\$ 3,177,806	\$ 3,173,389	\$ 3,291,535	\$ 3,414,169	\$ 3,541,466
Operating	\$ 16,932,338	\$ 16,921,461	\$ 17,482,635	\$ 18,184,313	\$ 18,944,265	\$ 19,741,481
Debt service	\$ 6,733,357	\$ 7,401,282	\$ 9,066,554	\$ 10,338,312	\$ 11,159,086	\$ 11,221,090
Proposed Supplemental	\$ -	\$ 477,194	\$ 474,502	\$ 477,855	\$ 481,358	\$ 485,019
Total Expenditures	\$ 26,682,845	\$ 27,977,743	\$ 30,197,081	\$ 32,292,015	\$ 33,998,878	\$ 34,989,057
Change in Fund Balance	\$ (193,098)	\$ (281,519)	\$ (1,122,301)	\$ (1,848,150)	\$ (1,834,103)	\$ (975,047)
Ending Fund Balance	\$ 14,731,909	\$ 14,450,390	\$ 13,328,089	\$ 11,479,939	\$ 9,645,836	\$ 8,670,789
FB % of Expenditure	55.21%	51.65%	44.14%	35.55%	28.37%	24.78%
Proposed Rate Increase		3.00%	3.00%	3.00%	4.00%	4.00%

Solid Waste Fund

Revenues	
Projected 20% fee increase for FY 24 – \$3.64 per residential account	
Projected 10% fee increase for FY 25	
Project a 3% fee increase in FY 26-29	
2.50% increase in growth for FY 23-24	
Expenditures	
Collection contract	FY24 project cost - \$3 million
Recycling program	FY24 project cost - \$522,000
Current contract expires in FY 2029	

Solid Waste Fund Forecast

	FY 22-23 Estimate	FY 23-24 Projected	FY 24-25 Projected	FY 25-26 Projected	FY 26-27 Projected	FY 27-28 Projected
Beginning Fund Balance	\$ 249,117	\$ 376,613	\$ 244,829	\$ 283,144	\$ 337,530	\$ 409,256
Total Revenues	\$ 4,258,467	\$ 4,195,273	\$ 4,704,683	\$ 4,963,028	\$ 5,235,582	\$ 5,519,626
Total Expenditures	\$ 4,130,971	\$ 4,327,057	\$ 4,666,368	\$ 4,908,641	\$ 5,163,856	\$ 5,432,716
Net Revenue (loss)	\$ 127,496	\$ (131,784)	\$ 38,314	\$ 54,387	\$ 71,725	\$ 86,911
Ending Fund Balance	\$ 376,613	\$ 244,829	\$ 283,144	\$ 337,530	\$ 409,256	\$ 496,166
Fund Balance % of Expenditure	9.12%	5.66%	6.07%	6.88%	7.93%	9.13%
Customer Rate Increase	0.00%	20.00%	10.00%	3.00%	3.00%	3.00%

Internal Service Funds

I.T. Support Services Fund

- Supports City-wide information technology infrastructure and networks
- Total FY2024 proposed base budget: \$7,155,162
 - Personnel cost: \$1,631,146
- Recommended supplemental requests: \$271,790
- FY 2024 Key Projects
 - Tyler Munis ERP Implementation– HR/Payroll and Utility Billing
 - Implementation of CAD- Computer Aided Dispatch System
 - Implement third data center location- Service Center
 - Implementation of Axon Body and Squad Camera System
 - City Wide Wireless Access improvements
 - Cloud Backup Implementation

I.T. Support Services Fund

- FY2024 Proposed Beginning Fund Balance: \$787,094
- FY2024 Proposed Total Revenues/Contributions: \$6,724,089
- FY2024 Proposed Total Expenditures: \$7,155,162
- FY2024 Estimated Ending Fund Balance: \$356,021

- \$2.6M to be transferred into I.T. over the next three years

Health Insurance Fund

- City is self insured for medical and dental employee benefits
- Health insurance activity operates using it's own Internal Service Fund
- Claims and health costs are funded by City and Employee contributions
- Assumptions for contributions:
 - City contributions – Projected increase of 5% for FY2024-2028
 - Employee contributions – no increase in FY2024 and projected increase of 5% for 2025-2028
- Assumptions for expenses (Provided by benefit consultant)
 - Claims paid – 7% increase for FY2024-2028
 - Stop Loss Premiums – 13% increase – FY2024-2028

Health Insurance Fund

Health Insurance Projected Revenues and Expenditures:

- FY2024 Proposed Beginning Fund Balance: \$3,615,931
- FY2024 Proposed Total Revenues/Contributions: \$6,365,900
- FY2024 Proposed Total Expenditures: \$6,866,688
- FY2024 Estimated Ending Fund Balance: \$3,115,143

Equipment Services Fund

- Supports maintenance and repairs of City's fleet and heavy equipment
- Inflation rate increase impacting cost of repairs and fuel prices
- Contributions from operating departments to support operations
 - Additional 5% increase in department contributions to true up cost increases and establish a positive fund balance
- FY2024 Proposed Beginning Fund Balance: (\$36,237)
- FY2024 Proposed Total Revenues/Contributions: \$2,325,024
- FY2024 Proposed Total Expenditure: \$2,107,627
- Proposed supplemental requests: \$202,548
- FY2024 Estimated Ending Fund Balance: \$181,160

Equipment Replacement Fund- Governmental

- Maintains vehicles and equipment replacement schedule
 - Supported by General Fund, PPF and ESF funds
- FY2024 Proposed Beginning Fund Balance: \$4,122,428
- FY2024 Projected Total Revenues: \$1,699,463
- FY2024 Projected Total Expenditures: \$1,158,543
- FY2024 Estimated Ending Fund Balance: \$4,663,348

Equipment Replacement Fund-Proprietary

- Maintains vehicle and equipment replacement schedule
 - Water, Wastewater and Golf Funds
- FY2024 Proposed Beginning Fund Balance: \$868,892
- FY2024 Projected Total Revenues: \$505,000
- FY2024 Projected Total Expenses: \$445,295
- FY2024 Estimated Ending Fund Balance: \$928,597

Special Revenue Funds

4A Fund Highlights

- 4A fund supports economic development operations, incentives and capital improvement plan
- FY 2023 Year-end estimated fund balance: \$5,172,130
- Key Items
 - FY2024 bond issue
 - \$10,000,000 – Lakewood Drive
 - \$10,000,000 – Industrial Park
 - \$6,500,000 – Retention Pond
 - FY2024 4A Incentives: \$4,491,060
 - Craftmasters: \$3,500,000 (offset with \$2,500,000 land purchase)
 - Alley Cats: \$342,500
 - Project Facelift: \$648,560

4A Financial Overview

	FY 22-23 Estimate	FY 23-24 Projected	FY 24-25 Projected	FY 25-26 Projected	FY 26-27 Projected	FY 27-28 Projected
Beginning Fund Balance	\$ 1,226,246	\$ 5,172,130	\$ 6,417,450	\$ 6,968,154	\$ 7,165,627	\$ 7,486,843
Sales Tax Revenue	\$ 7,372,950	\$ 7,594,138	\$ 7,821,962	\$ 8,056,621	\$ 8,298,320	\$ 8,547,270
Other Revenues	\$ 419,468	\$ 2,765,000	\$ 393,000	\$ 396,090	\$ 399,273	\$ 402,551
Total Revenues	\$ 7,792,418	\$ 10,359,138	\$ 8,214,962	\$ 8,452,711	\$ 8,697,593	\$ 8,949,820
Personnel	\$ 460,888	\$ 475,753	\$ 479,724	\$ 497,558	\$ 516,068	\$ 535,280
Debt Service	\$ 1,826,505	\$ 2,757,636	\$ 5,094,562	\$ 6,073,495	\$ 6,071,088	\$ 6,069,100
380 Incentives	\$ 225,000	\$ 4,491,060	\$ 658,000	\$ 336,300	\$ 400,000	\$ 400,000
Other Expenditures	\$ 1,334,141	\$ 1,389,369	\$ 1,431,973	\$ 1,347,885	\$ 1,389,221	\$ 1,419,425
Supplemental	\$ -	\$ -	\$ -	\$ -	\$ -	\$ -
Total Expenditures	\$ 3,846,534	\$ 9,113,818	\$ 7,664,259	\$ 8,255,238	\$ 8,376,377	\$ 8,423,805
Change in Fund Balance	\$ 3,945,884	\$ 1,245,320	\$ 550,704	\$ 197,474	\$ 321,216	\$ 526,015
Ending Fund Balance	\$ 5,172,130	\$ 6,417,450	\$ 6,968,154	\$ 7,165,627	\$ 7,486,843	\$ 8,012,859
FB % of Expenditure	134.46%	70.41%	90.92%	86.80%	89.38%	95.12%

4B Fund Highlights

- 4B Fund Supports:
 - Parks Administration
 - Subsidizes Parks Performance Fund operations
 - Subsidizes Golf Fund operations
 - Parks Capital Improvement Plan
- 4B Fund Highlights
 - FY2024 Beginning Balance \$4,604,521
 - Revenues \$7,724,397
 - Expenses \$8,080,943
 - Ending Balance \$4,247,975

4B Financial Overview

	FY 22-23 Estimate	FY 23-24 Projected	FY 24-25 Projected	FY 25-26 Projected	FY 26-27 Projected	FY 27-28 Projected
Beginning Fund Balance	\$ 6,656,926	\$ 4,604,521	\$ 4,247,975	\$ 3,457,074	\$ 2,829,438	\$ 2,350,515
Sales Tax Revenue	\$ 7,372,950	\$ 7,594,138	\$ 7,821,962	\$ 8,056,621	\$ 8,298,320	\$ 8,547,270
Other Revenues	\$ 122,259	\$ 130,259	\$ 132,959	\$ 135,740	\$ 138,604	\$ 141,555
Total Revenues	\$ 7,495,209	\$ 7,724,397	\$ 7,954,921	\$ 8,192,361	\$ 8,436,924	\$ 8,688,824
Debt Service	\$ 1,672,631	\$ 2,224,218	\$ 3,197,350	\$ 3,478,125	\$ 3,479,650	\$ 3,602,500
Golf Course Debt	\$ 376,086	\$ 370,532	\$ 382,208	\$ -	\$ -	\$ -
Golf Transfer	\$ 1,266,489	\$ 859,472	\$ 825,556	\$ 856,102	\$ 888,015	\$ 921,354
PPF Transfer	\$ 3,364,037	\$ 3,453,234	\$ 3,515,824	\$ 3,631,713	\$ 3,761,400	\$ 3,895,798
Other Expenditures	\$ 2,868,371	\$ 1,173,487	\$ 824,885	\$ 854,057	\$ 786,783	\$ 778,270
Total Expenditures	\$ 9,547,614	\$ 8,080,943	\$ 8,745,822	\$ 8,819,997	\$ 8,915,847	\$ 9,197,922
Change in Fund Balance	\$ (2,052,405)	\$ (356,546)	\$ (790,901)	\$ (627,636)	\$ (478,923)	\$ (509,097)
Ending Fund Balance	\$ 4,604,521	\$ 4,247,975	\$ 3,457,074	\$ 2,829,438	\$ 2,350,515	\$ 1,841,418
FB % of Expenditure	48.23%	52.57%	39.53%	32.08%	26.36%	20.02%

PPF Fund Highlights

- Parks Performance Fund (PPF) created to monitor park divisions that generate revenue
 - BRiCk Recreation Center
 - Athletic Fields
 - Russell Farm and Art Center
- Revenues offset the amount of money received from 4B fund to cover cost
 - Fiscal Year 2023 Year end Estimates
 - Fund Balance for PPF: \$0
 - Operation Revenue: \$2,118,340
 - Total Expenditures: \$5,440,330
 - 4B Subsidy: \$3,321,990

Parks Performance Fund

All Operations

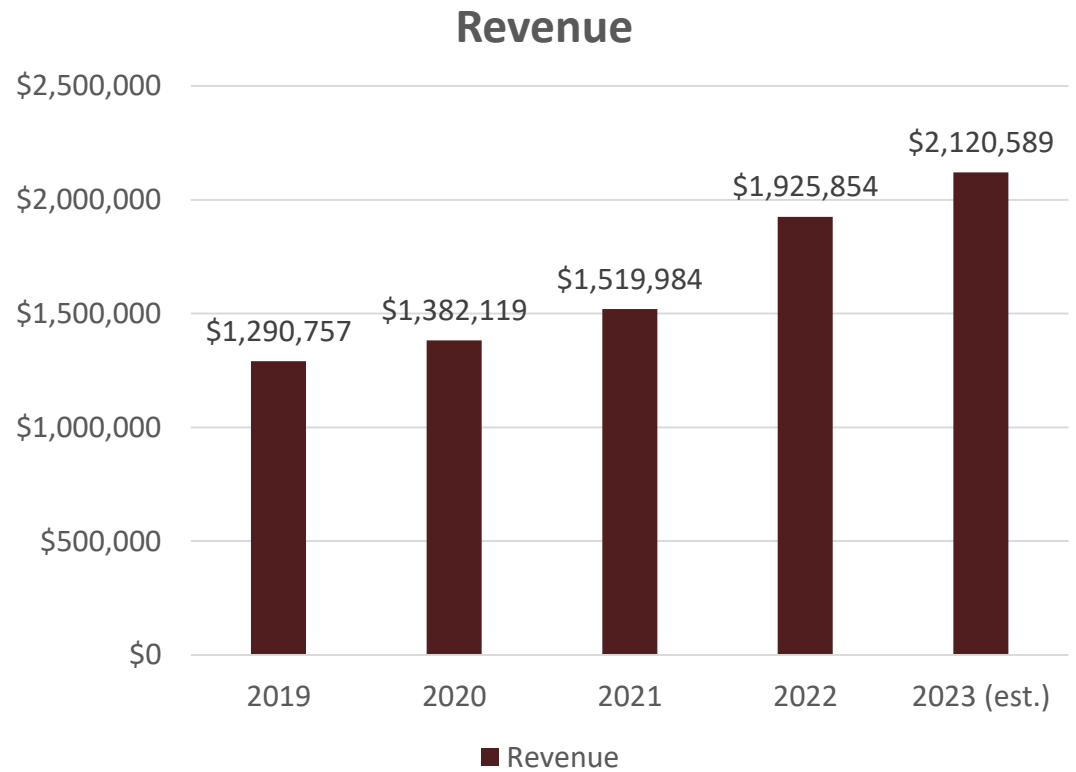
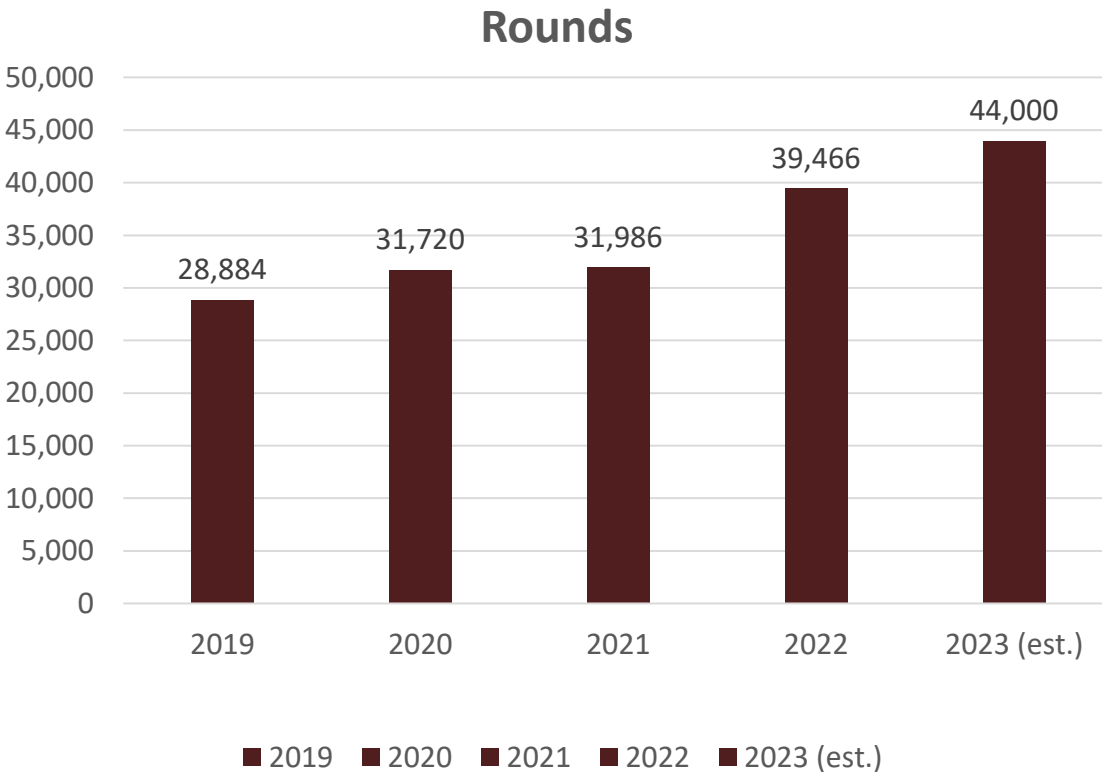
	FY22-23 Estimate	FY 23-24 Projected	FY 24-25 Projected	FY 25-26 Projected	FY 26-27 Projected	FY 27-28 Projected
Beg Fund Balance	\$ -	\$ -	\$ -	\$ -	\$ -	\$ -
Operations Service Fees	\$ 2,115,333	2,197,050	2,265,431	2,333,395	2,403,397	2,475,499
4B Transfer In	\$ 3,364,037	3,453,234	3,515,824	3,641,244	3,771,217	3,905,910
Other Revenue	\$ 8,500	\$ 10,000	\$ 10,300	\$ 10,609	\$ 10,927	\$ 11,255
Total Revenues	\$ 5,487,870	5,660,284	5,624,712	5,813,399	6,008,538	6,210,350
Total Expenditures	\$ 5,487,870	5,660,284	5,624,712	5,813,399	6,008,538	6,210,350
% Self Sustaining	39%	39%	37%	37%	37%	37%

Golf Fund Highlights

- Provide golf services for community
 - Golf Course
 - Club House & Pro Shop
 - Food & Beverage
- Revenues offset the amount of money received from 4B fund to cover cost
 - FY2024 Budget
 - Fund Balance for Golf fund: \$0
 - Operating Revenues: \$3,420,266
 - Total Expenditures: \$3,420,266
 - 4B subsidy: \$579,627

Hidden Creek Golf Course

Rounds and Revenue FY 2019 – FY 2023



Golf Fund Financial Overview

	FY 22-23 Estimate	FY 23-24 Projected	FY 24-25 Projected	FY 25-26 Projected	FY 26-27 Projected	FY 27-28 Projected
Beginning Fund Balance	\$ -	\$ -	\$ -	\$ -	\$ -	\$ -
Operating Revenues	\$ 2,126,089	\$ 2,190,207	\$ 2,255,233	\$ 2,322,725	\$ 2,392,242	\$ 2,463,844
4B Subsidy Transfer	\$ 980,806	\$ 579,627	\$ 546,571	\$ 559,215	\$ 582,220	\$ 606,387
4B Debt Transfer	\$ 376,086	\$ 370,532	\$ 382,208	\$ -	\$ -	\$ -
4B Adm Transfer	\$ 285,683	\$ 279,860	\$ 288,256	\$ 296,903	\$ 305,811	\$ 314,985
Total Revenues	\$ 3,768,664	\$ 3,420,226	\$ 3,472,268	\$ 3,178,843	\$ 3,280,273	\$ 3,385,216
Personnel	\$ 1,209,517	\$ 1,278,948	\$ 1,325,983	\$ 1,374,797	\$ 1,425,459	\$ 1,478,042
Other expenditures	\$ 2,559,147	\$ 1,883,746	\$ 1,947,308	\$ 1,600,270	\$ 1,646,029	\$ 1,693,160
Proposed Supplemental	\$ -	\$ 257,532	\$ 198,977	\$ 203,776	\$ 208,785	\$ 214,014
Total Expenditures	\$ 3,768,664	\$ 3,420,226	\$ 3,472,268	\$ 3,178,843	\$ 3,280,273	\$ 3,385,216
% Self Sustaining	56%	64%	65%	73%	73%	73%

TIF Fund 2 Financial Overview

- FY2024 Proposed Operating Expenditures - \$674,939
 - Bond Issues
 - FY2023: \$450,000 (Purchase of bank lot)
 - FY2024: \$900,000 (Construction of parking lot and design for Ellison Street Improvements)
 - FY2025: \$4,800,000 (Ellison Street improvements)

TIF 2 Fund Financial Overview

	FY 22-23 Estimate	FY 23-24 Proposed	FY 24-25 Projected	FY 25-26 Projected	FY 26-27 Projected	FY 27-28 Projected
Beg Fund Balance	\$ 1,009,403	\$ 728,523	\$ 637,160	\$ 645,155	\$ 450,460	\$ 474,477
TIF 2 Revenues	\$ 1,144,298	\$ 1,236,589	\$ 1,410,897	\$ 1,617,052	\$ 1,854,077	\$ 2,126,603
Total Revenues	\$ 1,144,298	\$ 1,236,589	\$ 1,410,897	\$ 1,617,052	\$ 1,854,077	\$ 2,126,603
Operating	\$ 806,236	\$ 655,597	\$ 645,433	\$ 662,177	\$ 679,466	\$ 797,318
Debt Service	\$ 618,942	\$ 653,013	\$ 737,450	\$ 1,128,850	\$ 1,129,150	\$ 1,128,275
Proposed Supplemental	\$ -	\$ 19,342	\$ 20,019	\$ 20,720	\$ 21,445	\$ 22,088
Total Expenditures	\$ 1,425,178	\$ 1,327,952	\$ 1,402,902	\$ 1,811,746	\$ 1,830,061	\$ 1,947,681
Change in Fund Balance	\$ (280,880)	\$ (91,363)	\$ 7,995	\$ (194,695)	\$ 24,016	\$ 178,922
Ending Fund Balance	\$ 728,523	\$ 637,160	\$ 645,155	\$ 450,460	\$ 474,477	\$ 653,398
FB% to Expenditures	51.12%	47.98%	45.99%	24.86%	25.93%	33.55%

Other Funds

Municipal Court Security Fund (Building Security Fund)

- Revenue to be used for security personnel, services and items related to the municipal court building.
- Proposed FY 24 ending fund balance: \$101,305
- Proposed Revenues: \$28,000
- Proposed Expenses: \$39,671

Municipal Court Technology Fund

- Revenues to be used to purchase or maintain technology enhancements for municipal court operations
- Proposed FY 24 ending fund balance: \$51,913
- Proposed Revenues: \$32,000
- Proposed Expenses: \$52,742

Juvenile Case Management Fund

- Revenues to be used for personnel cost, training, travel, supplies and other expenses related to the position of Juvenile Case Manager
- Proposed FY 24 ending fund balance: \$18,215
- Proposed Revenues: \$26,200
- Proposed Expenses: \$40,529

Other Funds

Public Educational and Governmental Fund (PEG)

- Revenues to be used for capital expenditures related to a municipal public access channel and the broadcasting of council meetings to the public
 - Propose FY 24 ending fund balance: \$55,063
 - Proposed Revenues: \$51,200
 - Proposed Expenses: \$45,540

Hotel/Motel Fund

- Revenues are from a 7% hotel/motel tax imposed on rental of hotel/motel rooms located within the city
- Funds are restricted to promoting tourism, conventions, and related activities within the city
 - Propose FY 24 ending fund balance: \$145,013
 - Propose Revenues: \$516,809
 - Propose Expenditures: \$544,540

Key Decision Packages

General Fund Supplementals

GENERAL FUND SUPPLEMENTALS - COUNCIL APPROVED 24JUL23

DEPARTMENT	DESCRIPTION	FTE	ONE-TIME COST	ONGOING COST	TOTAL
Police	Axon Body-worn Cameras (90)	-	\$ -	\$ 242,974	\$ 242,974
Police	Axon In-car Cameras (48)	-	\$ -	\$ 146,632	\$ 146,632
Police	Axon Taser 10 (74)	-	\$ -	\$ 67,337	\$ 67,337
Police	Duty handgun Replacement - 10 year life, at end of life, red dot replacements, accuracy		\$ 107,824		\$ 107,824
Police	Training handguns - augment 9MM vs. .40 cal for training		\$ 24,740		\$ 24,740
Police	Ammo - 9MM ammo for replacements		\$ 26,311		\$ 26,311
Fire	SCBA Bluetooth Face piece - provides proper level of safety for Fire/EMS personnel		\$ 64,000	\$ -	\$ 64,000
Fire	Reclassify 3 Lt pos to Capt - covers 3 stations with appropriate leadership levels	-	\$ -	\$ 37,995	\$ 37,995
Police	Lieutenant Position - Matrix study recommended - reduce span of control - support svcs	1.0	\$ 111,200	\$ 225,173	\$ 336,373
Police	CrimePrevPubEngSpecialist - community engagement and education	1.0	\$ 3,875	\$ 108,053	\$ 111,928
Fire	Battalion Chief	1.0		\$ 166,417	\$ 166,417
Fire	Lieutenant Position	1.0		\$ 138,213	\$ 138,213
Fire	Replace Rescue Vehicle - amount augments current equipment replacement funding		\$ 30,000	\$ -	\$ 30,000
Municipal Court	Deputy Municipal Court Clerk	1.0	\$ -	\$ 65,882	\$ 65,882
Purchasing	Adtl. Cyber Ins. Under existing TML	-	\$ -	\$ 50,000	\$ 50,000
CMO	Burleson Opporunity Fund		\$ 75,000		\$ 75,000
Drainage Maint	Reorg (streets/drainage/facilities)	-	\$ -	\$ 52,468	\$ 52,468
Parks	4G Cameras for Parks - cover viewing gaps with current camera system	-	\$ 24,740	\$ 1,800	\$ 26,540
Library	Library Furniture - replacement of aged furniture		\$ 38,280	\$ -	\$ 38,280
Senior Citizens Center	Virtual Programming via headsets for seniors		\$ -	\$ 8,400	\$ 8,400
Fire	Auto External Difib funding Program	-	\$ -	\$ 15,000	\$ 15,000
Public Works	Facilities Master Plan		\$ 250,000		\$ 250,000
Purchasing	Contract Specialist	1.0		\$ 55,129	\$ 55,129
TOTALS		6.0	\$ 755,970	\$ 1,381,473	\$ 2,137,442
<i>Fire- Grant Fund- Pending</i>	<i>9 New Firefighter positions</i>	<i>9.0</i>	<i>\$ 38,000</i>	<i>\$ 1,137,256</i>	<i>\$ 1,175,256</i>

Non-General Fund Supplementals

ALL OTHER FUNDS SUPPLEMENTALS - COUNCIL APPROVED 24JUL23

FUND	DEPARTMENT	DESCRIPTION	FTE	ONE-TIME COST	ONGOING COST	TOTAL
PPF	Recreation	Part-time wage increase, splash pad, gym, front desk	-	\$ -	\$ 153,000	\$ 153,000
PPF	Recreation	(3) Additional cameras - cover blind spots	-	\$ 15,000	\$ -	\$ 15,000
PPF	Recreation	Replacement of women's lockers (Men's completed FY23)	-	\$ 32,000	\$ -	\$ 32,000
PPF	Recreation	New Gym Floor Covering - Protective cover	-	\$ 18,028	\$ -	\$ 18,028
SUB TOTAL			-	\$ 65,028	\$ 153,000	\$ 218,028

HCG	HCG Admin	FB Cook Top and Storage	-	\$ 12,900	\$ -	\$ 12,900
HCG	HCG Maint	Greens Roller - not in current equipment inventory	-	\$ 25,959	\$ 5,387	\$ 31,346
HCG	HCG Maint	Lely Spreader - not in current equipment inventory	-	\$ 8,000	\$ 1,418	\$ 9,418
HCG	HCG Maint	On Course Amenities - water stations, signage, tee box	-	\$ 13,888	\$ -	\$ 13,888
HCG	Pro Shop	Golf Shop MGR/Pro - increased play - customer service	1.0	\$ -	\$ 93,862	\$ 93,862
HCG	HCG Maint	Tree Service - maintain tree's for proper growth - life	-	\$ -	\$ 25,000	\$ 25,000
HCG	HCG Maint	Sod and Tree Install - sod # 5,6,13,14- trees # 3,10	-	\$ -	\$ 22,500	\$ 22,500
HCG	Pro Shop	New point of sale Terminal due to additional play	-	\$ 2,300	\$ -	\$ 2,300
HCG	HCG Maint	Greens Head Replacement - 45 old style remain	-	\$ 12,650	\$ -	\$ 12,650
HCG	Pro Shop	Cart Barn Ice Machine - eliminate outside ice purchases	-	\$ 13,500	\$ -	\$ 13,500
HCG	HCG Maint	Cart Path Repair - ongoing maintenance	-	\$ -	\$ 10,000	\$ 10,000
HCG	Pro Shop	Part time Wages - additional play and work volume	-	\$ -	\$ 12,467	\$ 12,467
SUB TOTAL			1.0	\$ 89,197	\$ 170,634	\$ 259,831

SW	Solid Waste Fund	Household Hazardous Waste - Forth Worth cost increase	-	\$ -	\$ 30,000	\$ 30,000
SUB TOTAL			-	\$ -	\$ 30,000	\$ 30,000

Non-General Fund Supplementals – Cont.

ALL OTHER FUNDS SUPPLEMENTALS - COUNCIL APPROVED 24JUL23

FUND	DEPARTMENT	DESCRIPTION	FTE	ONE-TIME COST	ONGOING COST	TOTAL
W&WW	Wastewater Services	Sewer Reorganization - provide entry level supervisor	-	\$ 2,300	\$ 19,443	\$ 21,743
W&WW	Wastewater Services	Water System Improvements - preventative maint.	-	\$ -	\$ 200,000	\$ 200,000
W&WW	Wastewater Services	Sewer System Improvements - preventative maint.	-	\$ -	\$ 200,000	\$ 200,000
W&WW	Water & Wastewater Fund	Water Reorganization - provide entry level supervisor	-	\$ 3,600	\$ 51,851	\$ 55,451
SUB TOTAL			-	\$ 5,900	\$ 471,294	\$ 477,194
ESF	Equipment Services Fund	Auto Tech EMS - support ambulance operations	1.0	\$ -	\$ 101,274	\$ 101,274
ESF	Equipment Services Fund	Auto Tech EMS - General	1.0	\$ -	\$ 101,274	\$ 101,274
SUB TOTAL			2.0	\$ -	\$ 202,548	\$ 202,548
TIF 2	Parks and Rec	Part-time maintenance worker - Plaza support	0.5	\$ -	\$ 19,343	\$ 19,343
PEG	PEG City Council	Council Chambers I.T. Refresh podium, projector, software	-	\$ 25,000	\$ -	\$ 25,000
TECH	Information Technology	GIS Enterprise Licensing	-	\$ -	\$ 62,000	\$ 62,000
TECH	Information Technology	I.T. Project Manager - project volume 70+ I.T. Projects	1.0	\$ -	\$ 104,895	\$ 104,895
TECH	Information Technology	Systems Administrator - support 70+ I.T. projects	1.0	\$ -	\$ 104,895	\$ 104,895
SUB TOTAL			2.0	\$ -	\$ 271,790	\$ 271,790
CIP	Capital Projects	Increased Eng, Svcs - New Pos or Contractor/Roadway	1.0	\$ -	\$ 179,045	\$ 179,045
CIP	Capital Projects	Increased Eng, Svcs - New Pos or Contractor/W&WW	1.0	\$ -	\$ 179,045	\$ 179,045
SUB TOTAL			2.0	\$ -	\$ 358,090	\$ 358,090
TOTALS			7.5	\$ 185,125	\$ 1,676,699	\$ 1,861,824

Five Year Capital Improvement Program

General Government Five Year CIP Plan

GO BOND PROJECTS	2024	2025	2026	2027	2028	TOTAL
NEIGHBORHOOD STREET REBUILD	\$ 750,000	\$ 750,000	\$ 750,000			\$ 2,250,000
ALSBURY BOULEVARD - HULEN STREET TO CR 1020 (PHASE II)	\$ 6,434,496					\$ 6,434,496
SIDEWALK PROGRAM	\$ 1,216,946					\$ 1,216,946
POLICE EXPANSION	\$ 2,800,000	\$ 13,607,500	\$ 16,409,500			\$ 32,817,000
CR 1020 (ALSBURY) WIDENING (DESIGN) (PHASE III)						\$ -
HULEN INTERSECTION/ROAD EXPANSION	\$ 2,000,000	\$ 7,504,680				\$ 9,504,680
SH174 WIDENING SCHEMATIC AND ENVIRONMENTAL	\$ 930,000		\$ 1,400,000			\$ 2,330,000
ELK DR. HILLSIDE DR, & FM 731 - INTERSECTION & SIDEWALK IMPROVEMENTS	\$ 1,036,509					\$ 1,036,509
FIRE STATION				\$ 2,500,000	\$ 13,443,000	\$ 15,943,000
FM 1902 AND CR 910 PEDESTRIAN MOBILITY			\$ 300,000	\$ 1,189,901		\$ 1,489,901
Total GO Bond Projects	\$ 15,167,951	\$ 21,862,180	\$ 18,859,500	\$ 3,689,901	\$ 13,443,000	\$ 73,022,532

Additional Projects						
FIRE STATION 1	\$ 3,533,235					\$ 3,533,235
SH174 TRAFFIC SIGNAL IMPROVEMENTS	\$ 1,500,000					\$ 1,500,000
ALSBURY BLVD - HULEN ST TO CR 1020 (PHASE II)	\$ 1,000,000					\$ 1,000,000
CITY HALL RENOVATION	\$ 1,400,000					\$ 1,400,000
ALSBURY PHASE I WIDENING - CANDLAR TO HULEN (PHASE 1B)	\$ 3,500,000					\$ 3,500,000
CR 1020 (ALSBURY) WIDENING (DESIGN) PHASE III		\$ 1,833,091				\$ 1,833,091
HULEN INTERSECTION/ROAD EXPANSION		\$ 4,630,029				\$ 4,630,029
VILLAGE CREEK PARKWAY EXPANSION (TARRANT CO BOND 50% MATCH)	\$ 2,064,645	\$ 1,437,194				\$ 3,501,839
WICKER HILL AND GREENRIDGE		\$ 949,045	\$ 4,040,465			\$ 4,989,510
HIDDEN VISTAS EXTENSION				\$ 1,575,349		\$ 1,575,349
ADDITIONAL PAVEMENT				\$ 808,198		\$ 808,198
Total Additional Projects	\$ 12,997,880	\$ 8,849,359	\$ 4,040,465	\$ 2,383,547	\$ -	\$ 28,271,251
All Projects	\$ 28,165,831	\$ 30,711,539	\$ 22,899,965	\$ 6,073,448	\$ 13,443,000	\$ 101,293,783

Funding Breakout						
GO BOND TOTAL	\$ 15,167,951	\$ 21,862,180	\$ 18,859,500	\$ 3,689,901	\$ 13,443,000	\$ 73,022,532
CO TOTAL	\$ 9,533,235	\$ 7,263,120	\$ 3,161,206	\$ 1,000,000		\$ 20,957,561
CASH	\$ 1,400,000	\$ 637,194	\$ 879,259	\$ 1,383,547		\$ 4,300,000
OTHER	\$ 2,064,645	\$ 949,045				\$ 3,013,690
Total	\$ 28,165,831	\$ 30,711,539	\$ 22,899,965	\$ 6,073,448	\$ 13,443,000	\$ 101,293,783

Parks and Golf Five Year CIP Plan

PARKS PROJECTS	2024	2025	2026	2027	2028	TOTAL
Parks Refurbishments						
BAILEY LAKE			\$ 450,000			\$ 450,000
BARTLETT				\$ 300,000		\$ 300,000
CEDAR RIDGE	\$ 280,000					\$ 280,000
CENTENIAL		\$ 420,000				\$ 420,000
CHISENHALL					\$ 260,000	\$ 260,000
HEBERLE					\$ 310,000	\$ 310,000
MEADOWCREST	\$ 400,000					\$ 400,000
MISTLETOE HILL			\$ 585,000			\$ 585,000
WARREN		\$ 750,000		\$ 500,000		\$ 1,250,000
Sports Fields						
CHISENHALL FIELD TURF AND LIGHTING	\$ 525,000	\$ 500,000	\$ 500,000	\$ 500,000	\$ 500,000	\$ 2,525,000
HIDDEN CREEK SOFTBALL RELOCATION	\$ 2,000,000					\$ 2,000,000
Trails, Parking and Infrastructure						
BAILEY LAKE LOW WATER CROSSING		\$ 220,000				\$ 220,000
OAK VALLEY TRAIL- SCOTT STREET TRAILHEAD	\$ 540,000					\$ 540,000
VILLAGE CREEK TRAIL PHASE IV	\$ 685,000					\$ 685,000
VILLAGE CREEK TRAIL PHASE III	\$ 2,417,160					\$ 2,417,160
Signage						
PARK MONUMENT SIGNS	\$ 65,000	\$ 65,000	\$ 65,000	\$ 65,000		\$ 260,000
CITY WIDE MONUMENT SIGNS	\$ 550,000					\$ 550,000
New Construction						
SHANNON CREEK PARK	\$ 3,327,763					\$ 3,327,763
COMMUNITY PARK	\$ 500,000					\$ 500,000

Parks and Golf Five Year CIP Plan (Continued)

BRICKTOTAL	2024	2025	2026	2027	2028	TOTAL	
REPLACEMENT ROOF		\$ 1,000,000				\$ 1,000,000	
REMODEL OF ENTRYWAY (ADMIN,KIOSK,ROCKWALL, LIGHTING)	\$ 487,000					\$ 487,000	
ADDITION OF DRY SAUNA			\$ 380,000			\$ 380,000	
REPLACEMENT OF INDOOR POOL SANDFILTER	\$ 155,000					\$ 155,000	
DESERT AIRE		\$ 300,000			\$ 250,000	\$ 550,000	
HVAC UNIT					\$ 500,000	\$ 500,000	
REPLACEMENT OF ENTRY MONUMENT SIGN				\$ 35,000		\$ 35,000	
GOLF							
TREE AND WAYFINDING SIGNANGE	\$ 25,000					\$ 25,000	
Turf Improvements							
RANGE SIDE (9) (SHAPE, SOD, CART PATH, TREES)	\$ 45,000					\$ 45,000	
GREENS RESURFACE (ALL 18) (REMOVE AND REPLACE TOP 6" OF MATERIAL)				\$ 375,000		\$ 375,000	
Ponds and Irrigation							
PONDS RENOVATION BENTONITE/FOUNTAINS (4,5,15)			\$ 85,000			\$ 85,000	
FLOATING INTAKE PIPE REPLACEMENT		\$ 16,750				\$ 16,750	
ADMINISTRATION							
SYSTEM WIDE MASTER PLAN UPDATE	\$ 100,000					\$ 100,000	
	PARK TOTAL	\$ 11,289,923	\$ 1,955,000	\$ 1,600,000	\$ 1,365,000	\$ 1,070,000	\$ 17,279,923
	BRICK TOTAL	\$ 642,000	\$ 1,300,000	\$ 380,000	\$ 35,000	\$ 750,000	\$ 3,107,000
	GOLF TOTAL	\$ 70,000	\$ 16,750	\$ 85,000	\$ 375,000	\$ -	\$ 546,750
	ADMINISTRATION	\$ 100,000	\$ -	\$ -	\$ -	\$ -	\$ 100,000
	CONTINGENCY/ESCALATION 5%	\$ 600,096	\$ 163,588	\$ 103,250	\$ 88,750	\$ 91,000	\$ 1,046,684
	GRAND TOTAL	\$ 12,702,019	\$ 3,435,338	\$ 2,168,250	\$ 1,863,750	\$ 1,911,000	\$ 22,080,357

Funding Breakout							
	AVAILABLE FUNDING	\$ 204,033	\$ 105,750	\$ 160,800	\$ 409,000		\$ 879,583
	DEBT SALE	\$ 12,497,986	\$ 3,329,588	\$ 2,007,450	\$ 1,454,750	\$ 1,911,000	\$ 21,200,774
TOTAL		\$ 12,702,019	\$ 3,435,338	\$ 2,168,250	\$ 1,863,750	\$ 1,911,000	\$ 22,080,357

4A Five Year CIP Plan

4A PROJECTS	2024	2025	2026	2027	2028	TOTAL
NEW INDUSTRIAL PARK	\$ 10,000,000	\$ 10,000,000				\$ 20,000,000
LAKEWOOD DR	\$ 10,000,000					\$ 10,000,000
ALSBUURY BLVD		\$ 10,000,000				\$ 10,000,000
RETENTION POND	\$ 6,500,000					\$ 6,500,000
HOOPER BUSINESS PARK SEWER	\$ 3,000,000					\$ 3,000,000
TOTAL PROJECTS	\$ 29,500,000	\$ 20,000,000	-	-	-	\$ 49,500,000
4A BONDS	\$ 29,500,000	\$ 20,000,000	-	-	-	\$ 49,500,000

Water and Sewer Five Year CIP Plan

WATER PROJECTS	2024	2025	2026	2027	2028	TOTAL
WATER LINE REHABILITATION	\$ 2,000,000	\$ 2,000,000	\$ 2,000,000	\$ 2,000,000	\$ 2,000,000	\$ 10,000,000
INDUSTRIAL BLVD PUMP STATION EXPANSION & ALSBURY PUMP STATION DECOMISSION	\$ 462,944	\$ 5,604,053				\$ 6,066,997
12" WILLOW CREEK WATERLINE LOOPING	\$ 810,968					\$ 810,968
HULEN GROUND STORAGE TANK REHABILITATION	\$ 1,406,486					\$ 1,406,486
8" VILLAGE CREEK WATERLINE LOOPING (FIRE FLOW)	\$ 837,199					\$ 837,199
SERVICE CENTYER DETENTION	\$ 1,250,000					\$ 1,250,000
MOUNTAIN VALLEY EST AND GST DEMOLITION		\$ 705,601				\$ 705,601
16" HULEN STREET WATERLINE (COMBO WITH HULEN WIDENING)	\$ 464,889	\$ 3,405,768				\$ 3,870,657
12" WATERLINE LOOP FOR MOUNGTAIN VALLEY		\$ 239,583	\$ 1,094,565			\$ 1,334,148
OFFSITE WATER SUPPLY FROM FORT WORTH	\$ 651,211	\$ 6,387,446	\$ 9,229,769			\$ 16,268,426
HULEN PUMP STATION EXPANSION			\$ 391,255	\$ 2,804,349		\$ 3,195,604
TURKEY PEAK ELEVATED STORAGE TANK REHABILITAION (REPAINT AND REBRAND)				\$ 200,211	\$ 1,437,171	\$ 1,637,382
8" COUNTY ROAD 715 WATER LINE LOOPING	\$ 98,795	\$ 564,255				\$ 663,050
HIDDEN CREEK PKWY TANK REHAB				\$ 499,993		\$ 499,993
12" WATER LINE FROM WLISHIRE TO JOHN JONES (FUTURE HULEN)					\$ 256,361	\$ 256,361
Total	\$ 7,982,492	\$ 18,906,706	\$ 12,715,589	\$ 5,504,553	\$ 3,693,532	\$ 48,802,872

SEWER PROJECTS						
SEWER LINE REHABILITATION	\$ 3,000,000	\$ 3,000,000	\$ 3,000,000	\$ 3,000,000	\$ 3,000,000	\$ 15,000,000
TRUCK RELEIEF LINE (TOWN CREEK BASIN PARALLEL BULDOUT INTERCEPTORS)	\$ 14,305,706					\$ 14,305,706
GATEWAY STATION LIST STATION REHABILITATION	\$ 832,984					\$ 832,984
SEWER LINE PROTECTION - BOOGER CREEK IMPROVEMENTS	\$ 600,000					\$ 600,000
SEWER LINER EASEMENTS ACQUISITION - MOCKINGBIRD TO CR913	\$ 350,000					\$ 350,000
PARKVIEW DR SEWER UPSIZING TO 10"		\$ 139,285	\$ 1,000,558			\$ 1,139,843
12" WASTE WATER LINE REPLACEMENT IN VILLAGE CREEK BASIN (GOLF COURSE)			\$ 178,491	\$ 1,281,348		\$ 1,459,839
Total	\$ 19,088,690	\$ 3,139,285	\$ 4,179,049	\$ 4,281,348	\$ 3,000,000	\$ 33,688,372
Total W & WW	\$ 27,071,182	\$ 22,045,991	\$ 16,894,638	\$ 9,785,901	\$ 6,693,532	\$ 82,491,244

Five Year Capital Improvement Program Summary

CATEGORY	2024	2025	2026	2027	2028	TOTAL
GENERAL GOVERNMENT CAPITAL IMPROVEMENT PLAN	\$ 28,165,831	\$ 30,711,539	\$ 22,899,965	\$ 6,073,448	\$ 13,443,000	\$ 101,293,783
4B PARKS AND GOLF CAPITAL IMPROVEMENT PLAN	\$ 12,702,019	\$ 3,435,338	\$ 2,168,250	\$ 1,863,750	\$ 1,911,000	\$ 22,080,357
4A ECONOMIC DEVELOPMENT CAPITAL IMPROVEMENT PLAN	\$ 29,500,000	\$ 20,000,000	\$ -	\$ -	\$ -	\$ 49,500,000
WATER AND SEWER CAPITAL IMPROVEMENT PLAN	\$ 27,071,182	\$ 22,045,991	\$ 16,894,638	\$ 9,785,901	\$ 6,693,532	\$ 82,491,244
TOTAL PROJECTS	\$ 97,439,032	\$ 76,192,868	\$ 41,962,853	\$ 17,723,099	\$ 22,047,532	\$ 255,365,384
AVAILABLE FUNDS (CASH/OTHER)	\$ 3,668,678	\$ 1,691,989	\$ 1,040,059	\$ 1,792,547	\$ -	\$ 8,193,273
BOND ISSUANCE	\$ 93,770,354	\$ 74,500,879	\$ 40,922,794	\$ 15,930,552	\$ 22,047,532	\$ 247,172,111

Summary Information

Total Expenditure Budget by Fund

(in millions)

Fund	FY 22-23 Estimate	FY 23-24 Proposed	Variance
General Fund	57.6	60.2	2.6
Debt Service	7.7	8.6	0.9
Water & Wastewater Fund	26.7	28.0	1.3
Solid Waste Fund	4.1	4.3	0.2
Hidden Creek Golf Course Fund	3.8	3.4	(0.3)
Parks Performance Fund	5.5	5.7	0.2
4A Sales Tax SRF	3.8	9.1	5.3
4B Sales Tax SRF	9.5	8.1	(1.4)
Capital Projects	68.3	97.4	29.1
Other Funds	27.9	31.0	3.1
Total	214.9	255.9	41.0

Next Steps

August 15

Special City Council Work Session to discuss budget and tax rate

August 24

Publish notices of public hearings on the budget and tax rate

September 5

Regular City Council meeting. Public hearing on the budget and tax rate and first reading of the budget and tax rate ordinances

September 11

Special City Council meeting. Final reading of the ordinances to approve the budget and tax rate

Action Requested

There are two items on today's agenda related to the budget and tax rate that require City Council action:

- 1. Approve or deny a minute order setting the date and time of the public hearings on the proposed 2023 tax rate and proposed FY2023-24 budget for September 5, 2023, at 5:30 p.m.**
Staff recommends approval
- 2. Approve or deny a resolution proposing a tax rate of \$0.6325 per \$100 value for the 2023 tax year with a record vote.**
Staff recommends approval