



# Departmental Updates

May 2025 - Park Board





## AQUA EGG HUNT

APRIL 19

264 Participants



## EARTH DAY

APRIL 22

250 Attendees



## FAR OUT FAMILY CAMPOUT

APRIL 26

225 Campers



## CINCO DE MAYO

MAY 3

850 Attendees





## SHOW ME HOW FAIR

RESCHEDULED TO MAY 16



## BTX HONEY TOUR CARNIVAL

MAY 22-25



## HOT SOUNDS OF SUMMER

MAY 23 - MAY 30 - JUNE 6 - JUNE 13



## POPS AT THE POOL

MAY 26



## FATHER'S DAY FISHING TOURNAMENT

JUNE 14

MADE WITH  
beautiful.ai

UPDATE

## PROGRAMS & ATHLETICS

---

April Recap:

School Break Fun Camp (15)

Gymnastics (10)

Pickleball (24)

Women's & Teen Self-Defense  
Class (25)

Happening This Month:

Camp BTX Week 1: May 27 - 30

Summer Track Begins - May 19





UPDATE

## RUSSELL FARM

---

April Recap:

Open Art Studio (25)

First Friday Field Trip (6)

Youth Art Class (20)

Center for ASD Students (17)

Gardeners (128)

Happening This Month:

Open Art Studio - Saturdays

Homeschool Art Classes





# COMMUNITY ENGAGEMENT

Facebook Followers: 20,013 (218 increase)

Instagram Followers: 2,016 (35 increase)

Listen to our podcast, 'A Walk in the Park,' on Spotify!

Facebook Highlight - Mother Nature Rebrands Park

[Linked Video Here](#)

Post Reach: 18,161

Post Views: 29,803

# VOLUNTEER OPPORTUNITIES

- Father's Day Fishing Tournament - June 14







# BRICK PROJECTS

## LOBBY REMODEL

CONSTRUCTION:  
IN PROGRESS



## HVAC

CONSTRUCTION:  
SPRING 2026

## DEHUMIDIFICATION SYSTEM

CONSTRUCTION:  
FALL 2025

## INDOOR POOL REPLASTER, SLIDE, STAIRS & SAND FILTERS

CONSTRUCTION:  
FALL 2025



## ADDITIONAL ITEMS:

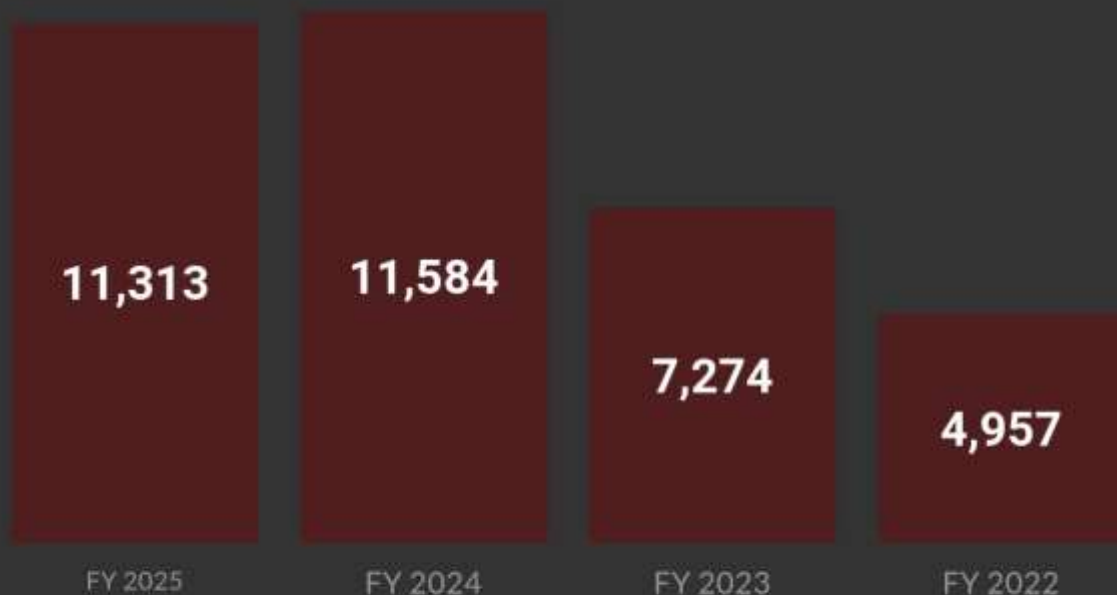
PLAY AREA - IN PROGRESS  
FURNITURE - INSTALLATION  
MAY 28  
SIGNAGE  
POOL DOORS  
POOL SLIDE & STAIR TOWER  
PARKING LOT STRIPING

## MEETING ROOM AV & WOMENS LOCKERS

MEETING ROOMS - IN  
PROGRESS  
LOCKERS - COMPLETED



## BRICK MEMBERSHIPS & DAY PASSES - MONTH OF APRIL



# ALL PROGRAMS - APRIL

FY 24

**469**

PARTICIPANTS

FY 25

**437**

PARTICIPANTS

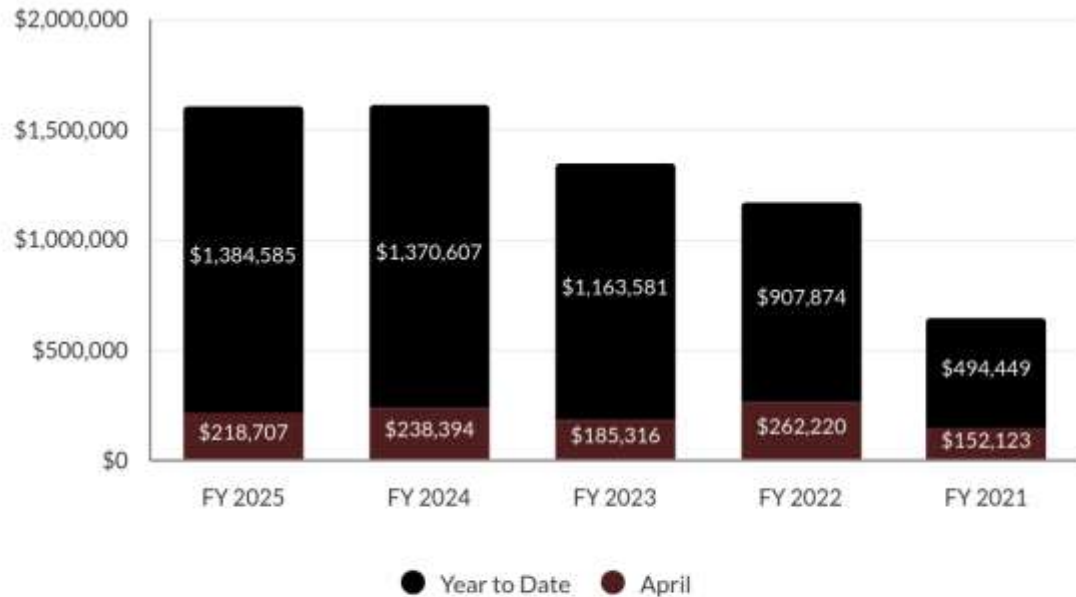






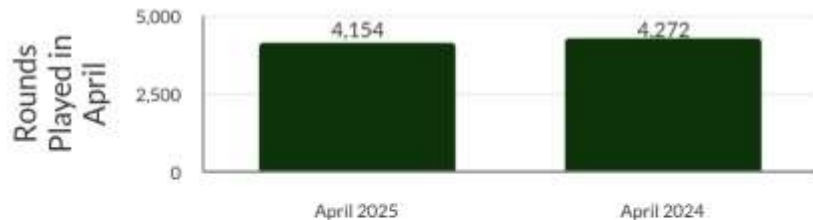
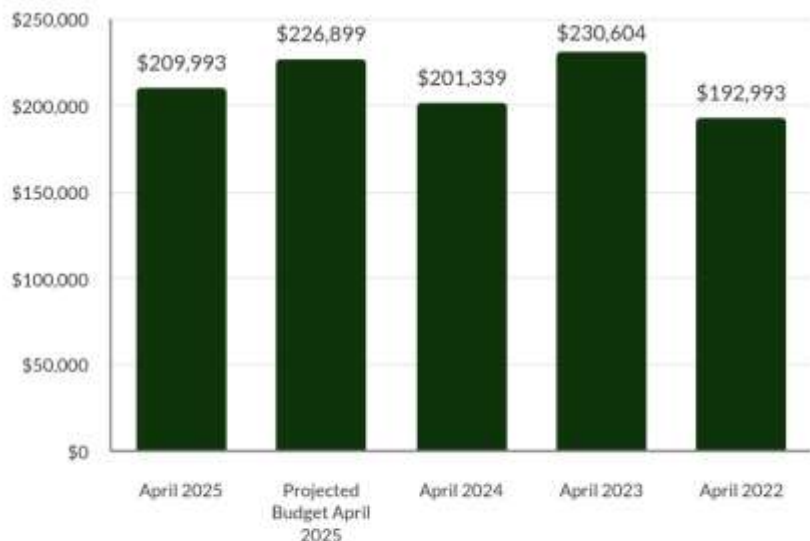
## BRICK REVENUE

This chart reflects revenue for the current month as well as year to date.




# Hidden Creek Golf Course- April Comparisons

April Revenue



Playable Days \* updated criteria with partial days



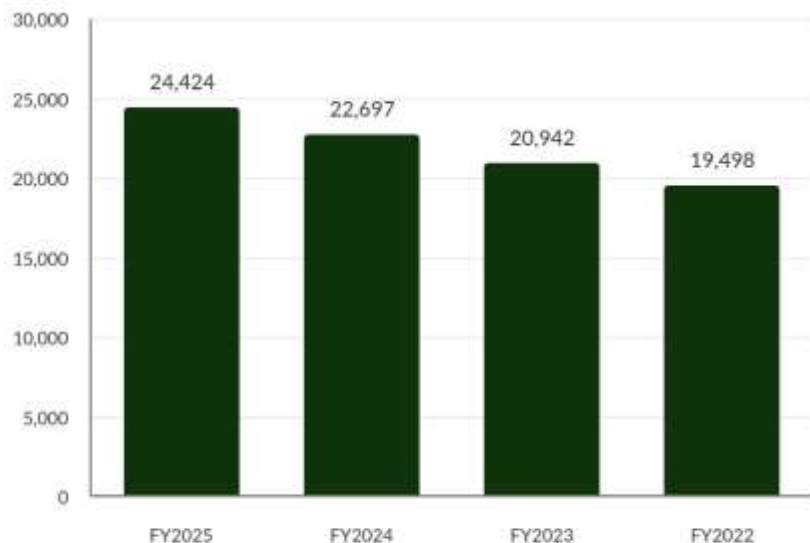


# Hidden Creek Golf Course- Year to Date

Revenue YTD October -April



Rounds Played YTD October - April



# Hidden Creek Golf Course- Pro Shop and FB Revenue Year to Date

Pro Shop Revenue YTD October - April



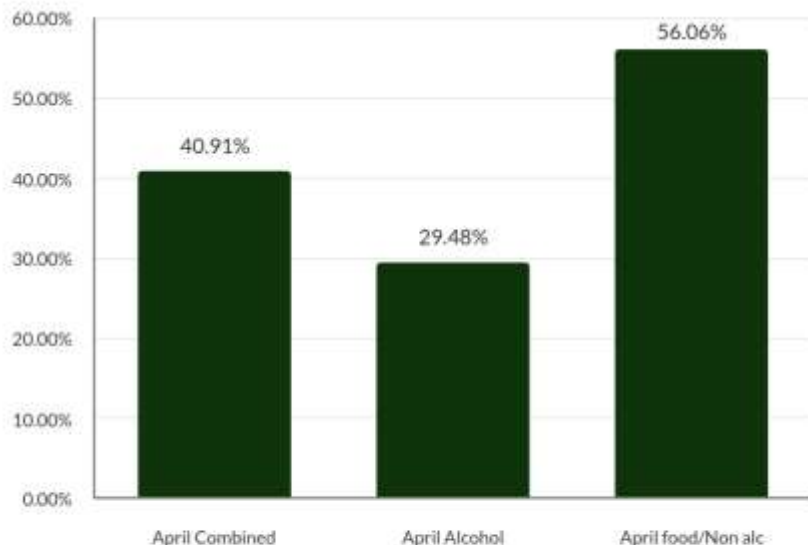
Food and Beverage Revenue YTD October - April



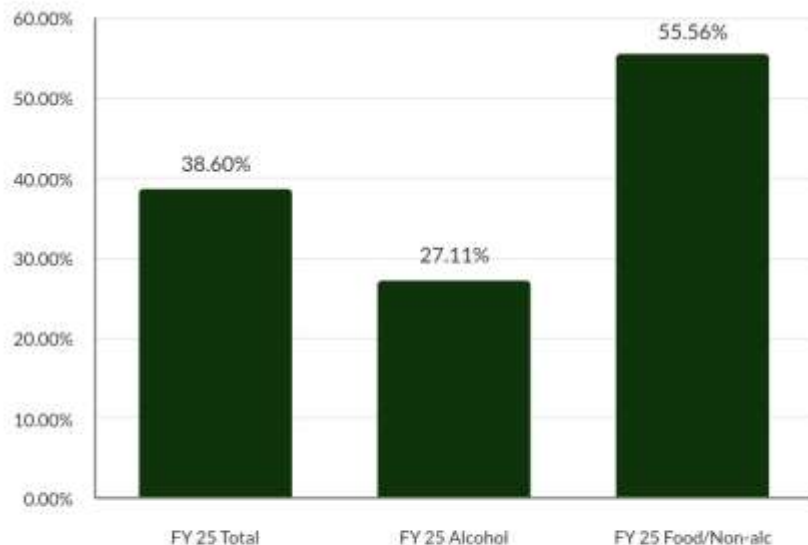


# Hidden Creek Golf Course- Food and Beverage Cost of Sales Percentages

Food and Beverage Cost of Sales % by Department



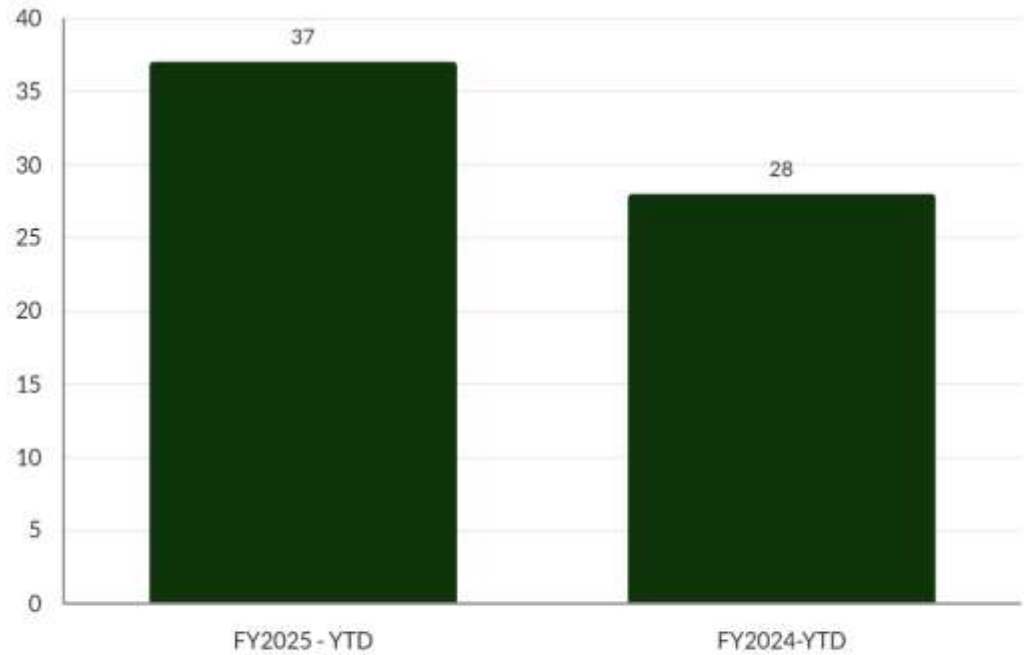
Food and Beverage Cost of Sales % Combined YTD



# Hidden Creek Golf Course- Tournaments



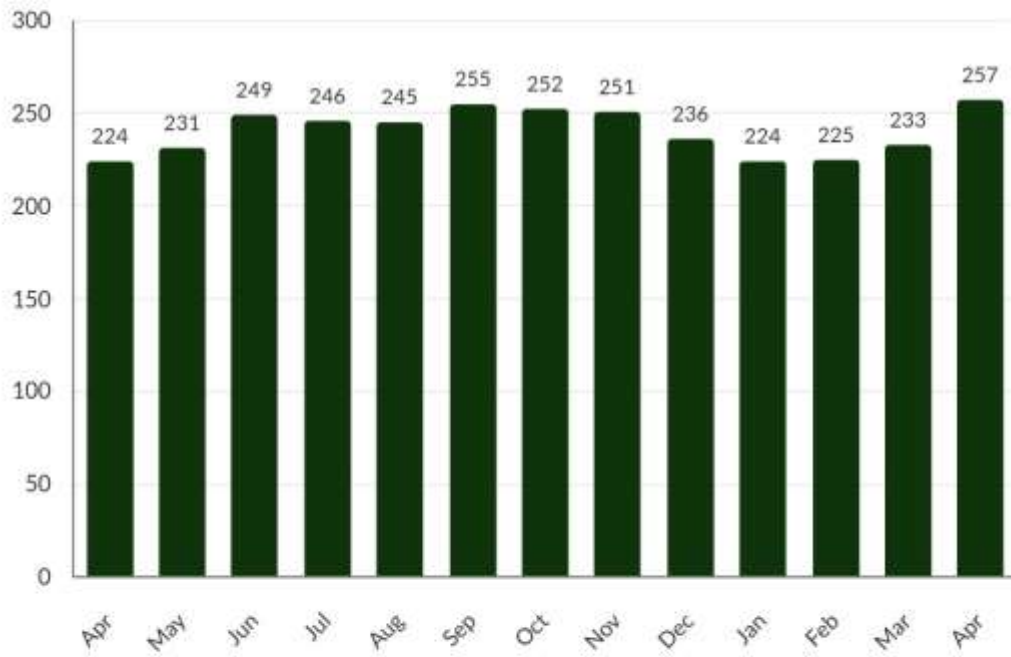
Tournaments YTD



# Golf-Memberships

— 257 Current Members

Players Club







# PARKS OPERATIONS: *HIGHLIGHTS*



2025 TRASH BASH: 259 PARTICIPANTS - 3885LBS OF LITTER



2025 ARBOR DAY WITH TAYLOR ELEMENTARY - 15 TREES PLANTED



NO MOW AREAS: APRIL SHOWERS, MAY FLOW



# PARK OPERATIONS: *BY THE NUMBERS*

## PLAYGROUND INSPECTIONS

32

3 MINOR REPAIRS  
MEADOWCREST AND CENTENNIAL

## GRAFFTI ABATEMENTS

1

CEDAR RIDGE





**Feedback?**