

**Burleson**

# **Progress Meeting #1**



# Agenda

- Introductions
- Goals and Objectives
- ADA Background
- Steps to Compliance
- ADA Coordinator and Liaison Committee
- Transition Plan Elements
  
- Scope of Services
- Facility Selection and Data Collection Setup
- Sample Issues
- Project Schedule
- Next Steps
- Questions & Comments

# Introductions

## City Staff

## Consultant Team

Kristi Avalos (Accessology)

Aaron Keister (Accessology)

Jessica Lintz (Accessology)

LaToya Jackson (Accessology)

# Goals and Objectives

Improve	Improve accessibility for all citizens
Encourage	Encourage participation from public and disabled community
Educate	Educate City staff and the public on the requirements of the ADA
Develop	Develop a comprehensive list of barriers
Provide	Provide detailed outline of methods to remove barriers
Provide	Provide a realistic schedule with cost projections for the removal of barriers
Identify	Identify funding sources and opportunities to implement a barrier removal program

# ADA Background - Legal

Architectural Barriers Act (ABA – originated 1968)

Rehabilitation Act (1973) – Section 504 (49 CFR Part 27)

Civil Rights Restoration Act (1987)

Americans with Disabilities Act (ADA) (1990)

DOJ Implementing Regulations (28 CFR 35)

# ADA Background – Five Titles of ADA

- Title I**            Employment
- Title II**            State & Local Governments (28 CFR Part 35)
- Title III**            Public Accommodations (retail, commercial, sports complexes, movie theaters, et al) (28 CFR Part 36)
- Title IV**            Telecommunications
- Title V**            Misc., including requirements for the U.S. Access Board to develop design guidelines



# Title II – State and Local Governments

**Basic Requirement** – Must ensure that individuals with disabilities are not excluded from programs, services, and activities (pedestrian facilities are an example of a program)



# Title II – State and Local Governments

Basic Requirements for government entities with 50 or more employees:

Operate each service, program, or activity so that it is readily accessible and useable by individuals with disabilities

Develop (and maintain) a Transition Plan for needed structural changes

Provide an opportunity to interested persons to participate in development of Transition Plan

Provide a schedule for providing curb ramps



# Steps to Compliance

- Step 1**            Designate an ADA Coordinator
- Step 2**            Provide Public Notice about ADA Requirements  
& Establishing a Grievance Procedure.
- Step 3**            **Gather where you are!**
- Step 4**            Develop internal design standards,  
specifications, details
- Step 5**            Develop Self Evaluation and Transition Plan
- Step 6**            Approve a schedule and budget to  
implement the Transition Plan
- Step 7**            Monitor progress on implementation of the  
Transition Plan

# Liaison Committee



- No. **1** Represent your department
- No. **2** Provide us with information
- No. **3** Steer the project

# Transition Plan Requirements

- Identify/list physical obstacles and their location
  - Buildings/parking lots
  - Parks/recreational facilities
  - Pedestrian right-of-way facilities
    - ✓ Curb ramps (special emphasis in regulation)
    - ✓ Sidewalks
    - ✓ Pedestrian signals
    - ✓ Transit stops
- Describe in detail the methods the entity will use to make the facilities accessible

# Transition Plan Requirements

- Specify a schedule for making the access modifications
- Provide a yearly schedule if the Transition Plan is more than one year long
- Name/position of the official who is responsible for implementing the Transition Plan

# Scope of Services

- Project Progress Meeting #1 (TODAY)
- Self-Evaluation - PSA
  - ✓ Establish external ADA Advisory Committee
  - ✓ Inventory City programs, services, and activities
  - ✓ Inventory existing City design standards
  - ✓ Inventory existing policies, procedures and guidance
  - ✓ Inventory Boards and Commissions
  - ✓ Inventory Title I requirements

# Definitions

**Programs:** Programs or opportunities provided to the citizens of Bainbridge Island for educational, recreational, artistic, or regulatory purposes

**Services:** Actions provided by the City of Bainbridge Island to the citizens intending to improve quality of life or provide direction. This includes things like water service, trash pick-up, etc.

**Activities:** Events or opportunities provided by the City for the citizens of Bainbridge Island such as festivals, celebrations, runs/walks, or dedications



# Scope of Services

- Project Progress Meeting #1 (TODAY)
- Self-Evaluation - Parks
  - ✓ Inventory Buildings and Parks
  - ✓ Inventory paved and unpaved trails
  - ✓ Inventory pedestrian elements including sidewalk segments, pedestrian bridges
  - ✓ Park amenities
  - ✓ Sports/game areas

# Scope of Services

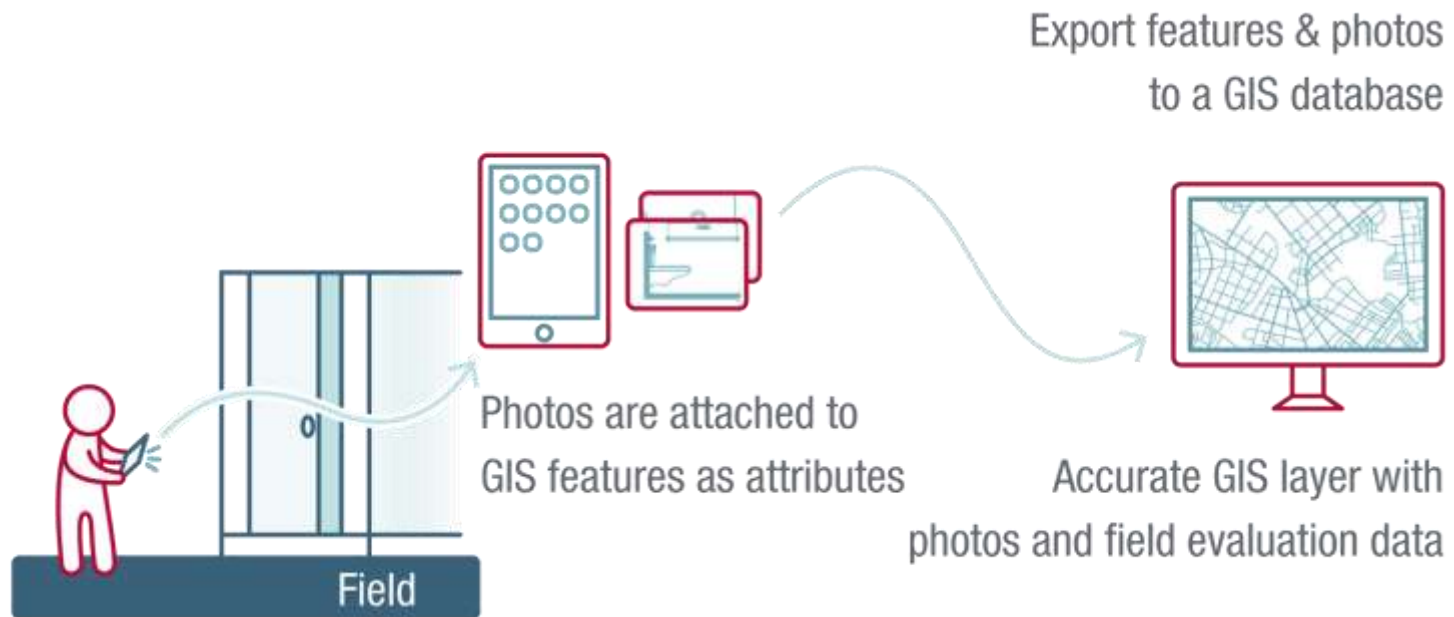
- Public Rights of Way Inventory
  - ✓ Miles of sidewalk
  - ✓ Signalized intersections
  - ✓ Unsignalized intersections
  - ✓ Curb ramps
  - ✓ Drive aprons and alleys

# Scope of Services

## Meetings

- Progress meeting (2) in person
- Progress meeting (3) virtual
- PSA Coordination Meetings (2) virtual
- External ADA Advisory Committee meeting up to (2) in person or virtual
- City Council Meeting (1)

# Data Collection Process



# Compliance Plan Development

- Data Collected
  - ✓ Building list
  - ✓ Miles of sidewalk
  - ✓ PSA Information

# Compliance Plan Development

- Data in progress
  - ✓ Signalized intersections
  - ✓ Unsignalized intersections
  - ✓ Curb ramps
  - ✓ Drive aprons and alleys



# Compliance Plan Development



Prioritize improvements



Develop improvement costs



Develop implementation schedule



# Sample Project Report

Parking lot K (Also serves Andrew's Park)

Barrier: 1

The access aisle has a 2.6% running slope.

Citation:

2010 ADAS Section: 502.4

Current Condition:

2.6%

Budget Cost:

Base Cost: \$2,000.00  
Contingency Cost: \$835.00  
Design Cost: \$390.00  
Total Cost: \$3,225.00

Possible Solutions:

Modify paving to achieve slopes no greater than 2% in all directions.

Barrier Priority:

Level 4 (High): Parking and exterior accessible routes (DOJ Level 1) – moderately out of compliance

Department:

N/A

Estimated Remediation Date:

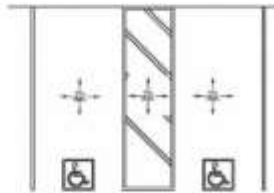
N/A

Notes:

N/A



Barrier #0327 Main Photo



Sample Building - Building A - 123 Main St Anywhere, TX 12345

Barrier #1 Additional Barrier Photos



Barrier #0327 Additional Photo

Accessology  
(972) 434-0088

[www.accessology.com](http://www.accessology.com)

4 of 73

# Suggested Planning-Level Improvement Costs

## Pay Items

**Buildings:** Means ADA Compliance Pricing Guide, 2nd edition for interior elements, RS Means, and current TXDOT 12-Month Moving Statewide Averages for exterior elements

**PROW:** Current TXDOT 12-Month Moving Statewide Averages

## Contingencies

Engineering Design: 15%

Construction: 20%

# Planning-Level Improvement Costs

Includes cost estimates for accessibility related improvements only

No design of improvements so cost estimates are limited to information available upon visual inspection. Design should be completed prior to implementation to determine actual cost of remediation.

# Planning-Level Improvement Costs

Additional budget considerations should be given to the following:

- Aesthetic upgrades, such as remodeling of outdated facilities
- Current market conditions that may affect pricing of construction materials and labor, such as COVID-19
- Construction challenges not visible during inspection, such as underground or in-wall utilities, mold, historic features

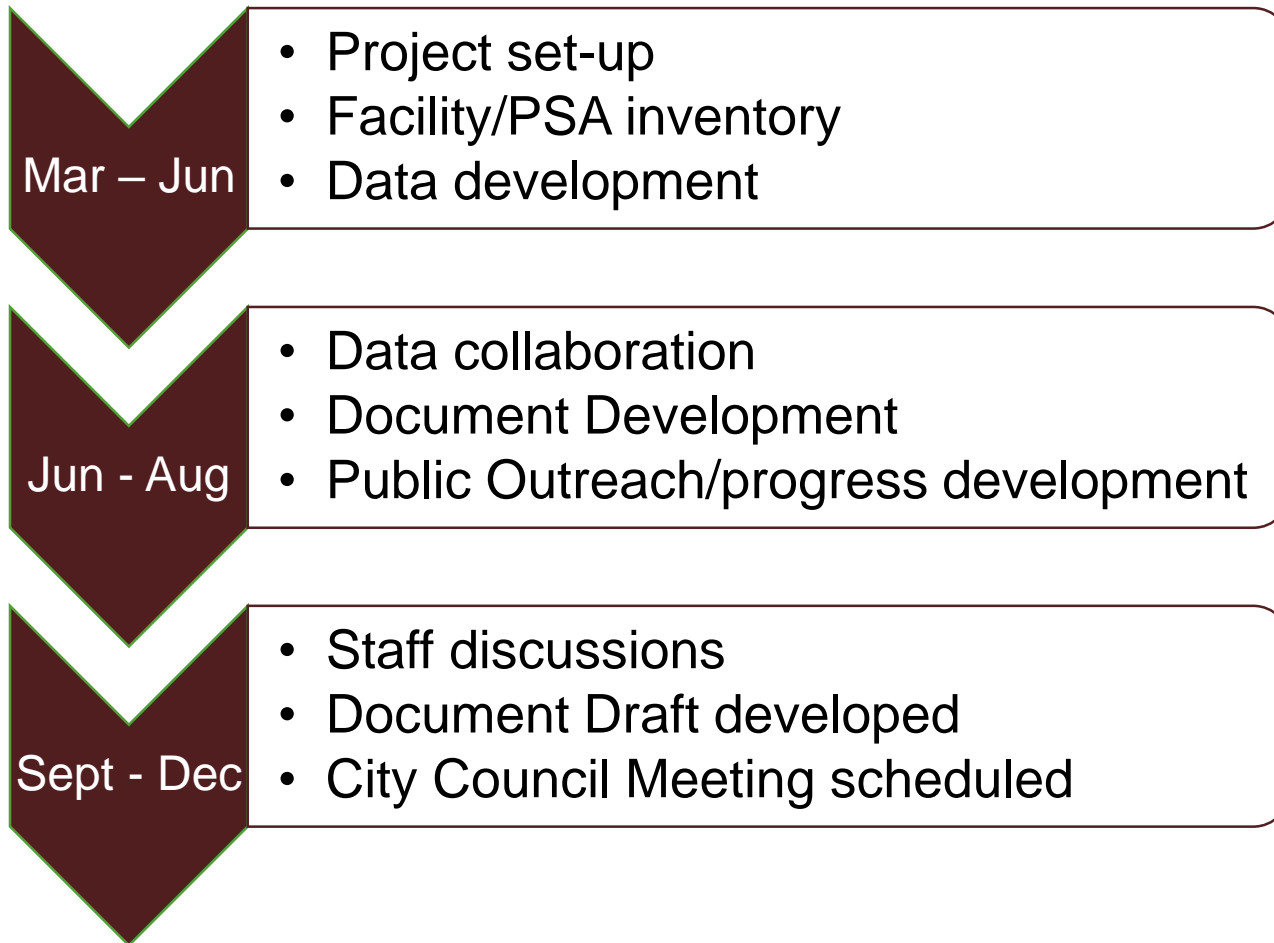


# Public Outreach

## Develop Public Outreach Strategies

- ✓ Survey
- ✓ Mapping of data
- ✓ Meetings
- ✓ Peer groups

# Schedule





Questions?

# ACCESSOLOGY

---

**Kristi Avalos**

Kristi\_avalos@accessology.com

**Office phone:** 972-434-0068

**Website:** [accessology.com](http://accessology.com)