

Denton County

ESD No. 1

Monthly Report



Monthly Activity Report

JUNE 2023



Table of Contents

Basic Analytics	Page
DCESD 1 Personnel	3
Incident Counts	4-5
Municipality Volume	6-8
Response Times – 90 th Percentile and Average Response Times	9
Community Outreach Events & Fire Inspection Reports	10



DCESD1 Personnel

Operations

Captains	9
Apparatus Operators (Engineers)	9
Full-Time Firefighters	17
Part-Time Employees	13
Injuries	2
Total	50

Fire Administration

Fire Chief	1
Assistant Chief	1
Division Chief	1
Administrative Assistant	1
Director of Communications & Public Outreach	1
Total	5

Department Paid Total **55**

Department Total **59**

Sworn Staff 53

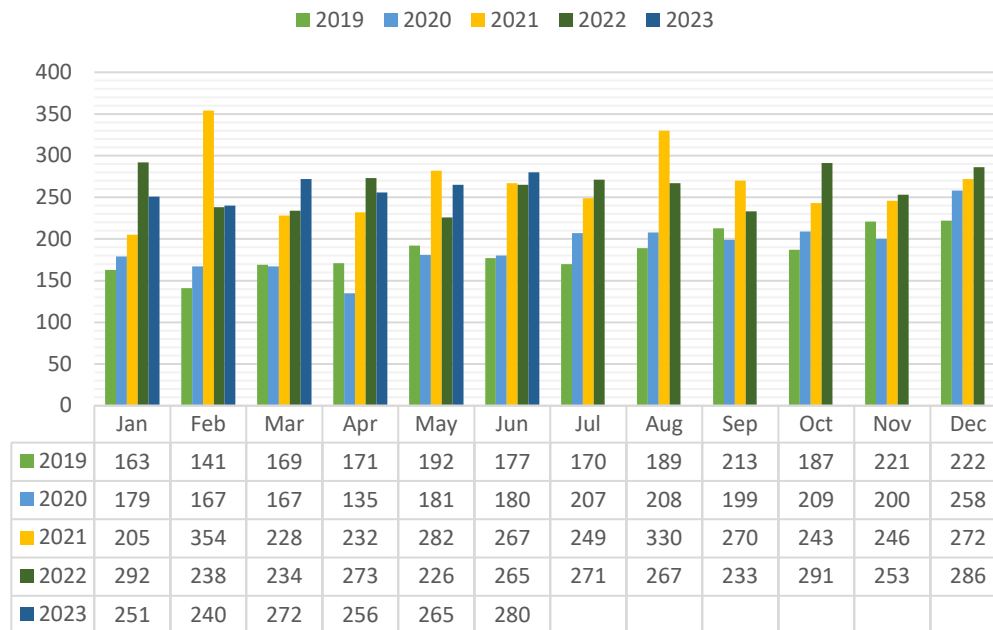
Civilians 2

Operational Volunteers 4



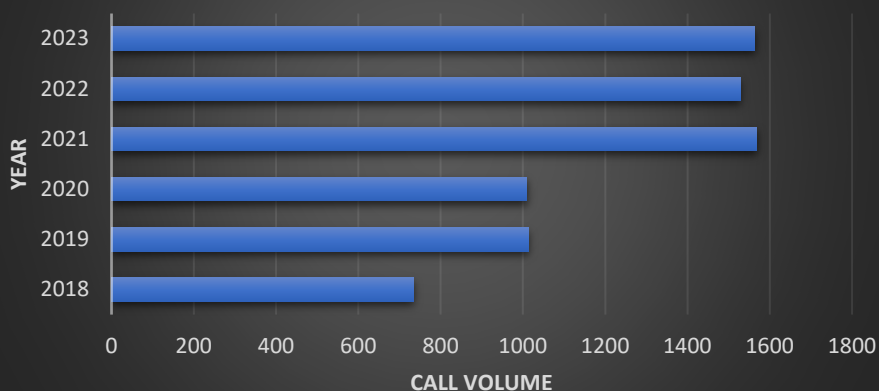
DCESD Total Incident Count

**Comparison of Incidents
Over the past 5 years Month-by-Month**



Year-to-Date Totals

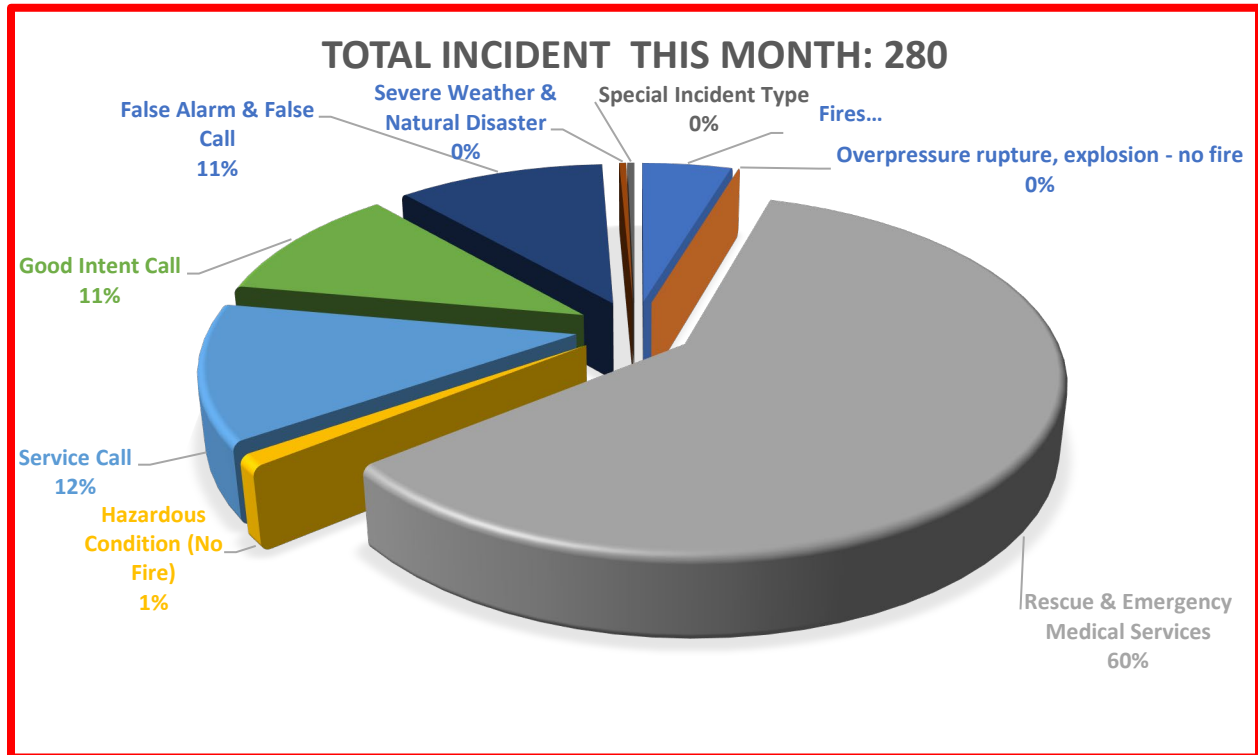
**Year-To-Date Comparison of
Incidents over 5 Years**



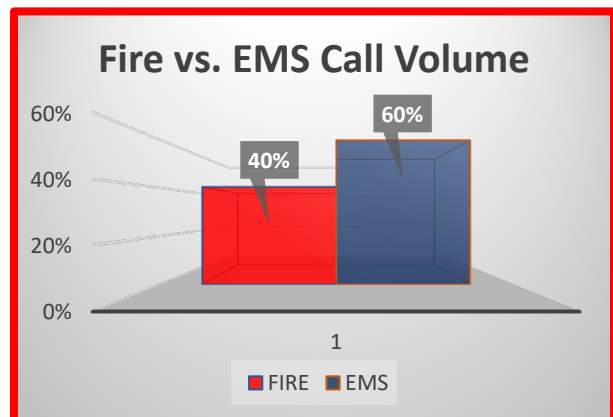
DCESD	YTD
2018	734
2019	1013
2020	1009
2021	1568
2022	1528
2023	1564



INCIDENT STATISTICS



Major Incident Types	
Fires	7
Rescue & Emergency Medical Services	164
Overpressure rupture, explosion – no fire	0
Hazardous Condition (No Fire)	8
Service Call	22
Good Intent Call	27
False Alarm & False Call	37

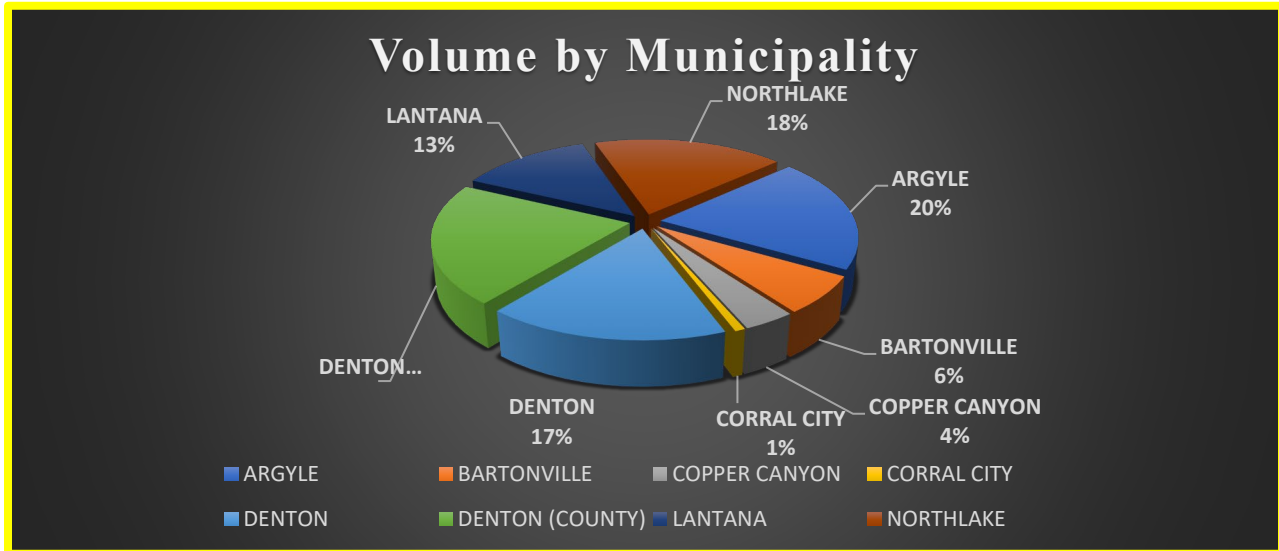


Percentage of Overlapping Calls

Overlapping Calls	
# OVERLAPPING	% OVERLAPPING
82	30%



Municipality Volume



Argyle Town Limits

INCIDENT TYPE	# INCIDENTS
118 - Trash or rubbish fire, contained	1
142 - Brush or brush-and-grass mixture fire	1
143 - Grass fire	1
311 - Medical assist, assist EMS crew	1
320 - Emergency medical service, other	1
321 - EMS call, excluding vehicle accident with injury	18
322 - Motor vehicle accident with injuries	3
324 - Motor vehicle accident with no injuries.	4
522 - Water or steam leak	1
541 - Animal problem	1
553 - Public service	1
611 - Dispatched & cancelled en route	9
622 - No incident found on arrival at dispatch address	2
651 - Smoke scare, odor of smoke	1
700 - False alarm or false call, other	1
733 - Smoke detector activation due to malfunction	5
735 - Alarm system sounded due to malfunction	1
745 - Alarm system activation, no fire - unintentional	3
# Incidents for argyle:	55



Denton County ESD No. 1

JUNE 2023

Bartonville Town Limits

INCIDENT TYPE	# INCIDENTS
118 - Trash or rubbish fire, contained	1
321 - EMS call, excluding vehicle accident with injury	7
511 - Lock-out	1
551 - Assist police or other governmental agency	1
553 - Public service	3
611 - Dispatched & cancelled en route	2
622 - No incident found on arrival at dispatch address	1
735 - Alarm system sounded due to malfunction	2
# Incidents for Bartonville:	18

Copper Canyon Town Limits

INCIDENT TYPE	# INCIDENTS
140 - Natural vegetation fire, other	2
321 - EMS call, excluding vehicle accident with injury	7
341 - Search for person on land	1
# Incidents for Copper Canyon:	10

Corral City Limits

INCIDENT TYPE	# INCIDENTS
143 - Grass fire	1
324 - Motor vehicle accident with no injuries.	1
# Incidents for Corral City:	2

Lantana

INCIDENT TYPE	# INCIDENTS
321 - EMS call, excluding vehicle accident with injury	23
554 - Assist invalid	2
611 - Dispatched & cancelled en route	2
733 - Smoke detector activation due to malfunction	6
736 - CO detector activation due to malfunction	1
744 - Detector activation, no fire - unintentional	1
# Incidents for Lantana:	35

Northlake Town Limits

INCIDENT TYPE	# INCIDENTS
143 - Grass fire	3
321 - EMS call, excluding vehicle accident with injury	27
322 - Motor vehicle accident with injuries	1
324 - Motor vehicle accident with no injuries.	2



Denton County ESD No. 1

JUNE 2023

412 - Gas leak (natural gas or LPG)	1
500 - Service Call, other	1
531 - Smoke or odor removal	1
541 - Animal problem	1
553 - Public service	3
554 - Assist invalid	3
611 - Dispatched & cancelled en route	2
622 - No incident found on arrival at dispatch address	1
735 - Alarm system sounded due to malfunction	2
743 - Smoke detector activation, no fire - unintentional	2
745 - Alarm system activation, no fire - unintentional	1
# Incidents for Northlake:	51

Unincorporated Denton (County) Areas

INCIDENT TYPE	# INCIDENTS
131 - Passenger vehicle fire	1
320 - Emergency medical service, other	1
321 - EMS call, excluding vehicle accident with injury	38
322 - Motor vehicle accident with injuries	1
323 - Motor vehicle/pedestrian accident (MV Ped)	1
412 - Gas leak (natural gas or LPG)	1
441 - Heat from short circuit (wiring), defective/worn	1
522 - Water or steam leak	1
553 - Public service	2
600 - Good intent call, other	1
611 - Dispatched & cancelled en route	4
631 - Authorized controlled burning	1
736 - CO detector activation due to malfunction	1
740 - Unintentional transmission of alarm, other	1
743 - Smoke detector activation, no fire - unintentional	1
745 - Alarm system activation, no fire - unintentional	1
814 - Lightning strike (no fire)	1
# Incidents for Denton (County):	58



Incident Response Times

90th Percentile Assessment

Lights and Sirens – 90 TH Percentile Time (Dispatch to Arrival)	
Overall	11:28
FIRE	11:24
EMS	11:34

Internal Compliance Goal: Less than 8-minute response time from dispatch to first unit on arrival time. Assessment is performed by taking the total number of incidents where lights and sirens were utilized while responding to the incident.

NFPA 1710 Response Recommendations: Key performance objectives for...

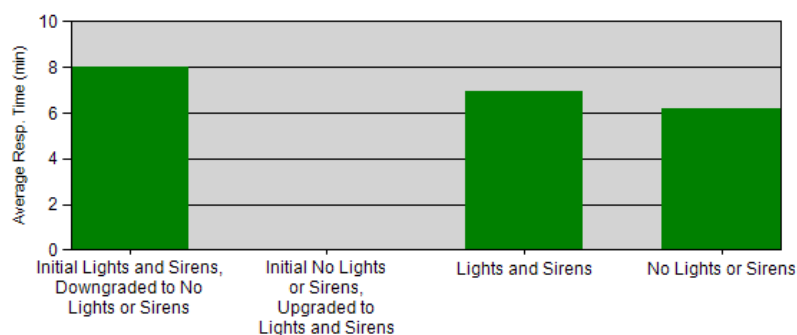
FIRE Response: (bunker gear required)

1. Turnout time: < 80 seconds (1 minute: 20 seconds)
2. First Unit on scene: < 240 seconds (4 minutes)

EMS Response: (no bunker gear required)

1. Turnout time: < 60 seconds (1 minute)
2. First Unit on scene: < 240 seconds (4 minutes)

Average Response Time Assessment



RESPONSE MODE	CALLS	AVERAGE RESPONSE TIME (minutes)
Initial Lights and Sirens, Downgraded to No Lights or Sirens	3	8
Initial No Lights or Sirens, Upgraded to Lights and Sirens	0	0
Lights and Sirens	410	6.97
No Lights or Sirens	27	6.19



Community Outreach Events

Fire Station Tours	1
Public Education Events	17
Ride Along	4
Community CPR Classes	1

Total Events 23

JUNE Fire Inspection Report

INSPECTION TYPE	COUNT
ANNUAL	1
CERTIFICATE OF OCCUPANCY	12
FIRE PROTECTION SYSTEM INSPECTION	32
Total # of Inspections:	45

Year To Date Fire Inspection Report

INSPECTION TYPE	YTD 2023	YTD 2022
ALARM SYSTEM TEST	2	1
ANNUAL	5	1
CERTIFICATE OF OCCUPANCY	37	15
FIRE PROTECTION SYSTEM INSPECTION	156	101
HOOD AND DUCT INSPECTION	1	0
Re-Inspection	0	1
Total # of Inspections:	201	119