

Denton County

ESD No. 1

Monthly Report



Monthly Activity Report

APRIL 2023



Table of Contents

Basic Analytics	Page
DCESD 1 Personnel	3
Incident Counts	4-5
Municipality Volume	6
Response Times	7
Community Outreach Events	8
Fire Inspection Report	8



DCESD1 Personnel

Operations

Captains	9
Apparatus Operators (Engineers)	9
Full-Time Fire Fighters	20
Part-Time Employees	12
Vacancies	0
Total	50
Full-Time Paramedics	37
Part-Time Paramedics	10

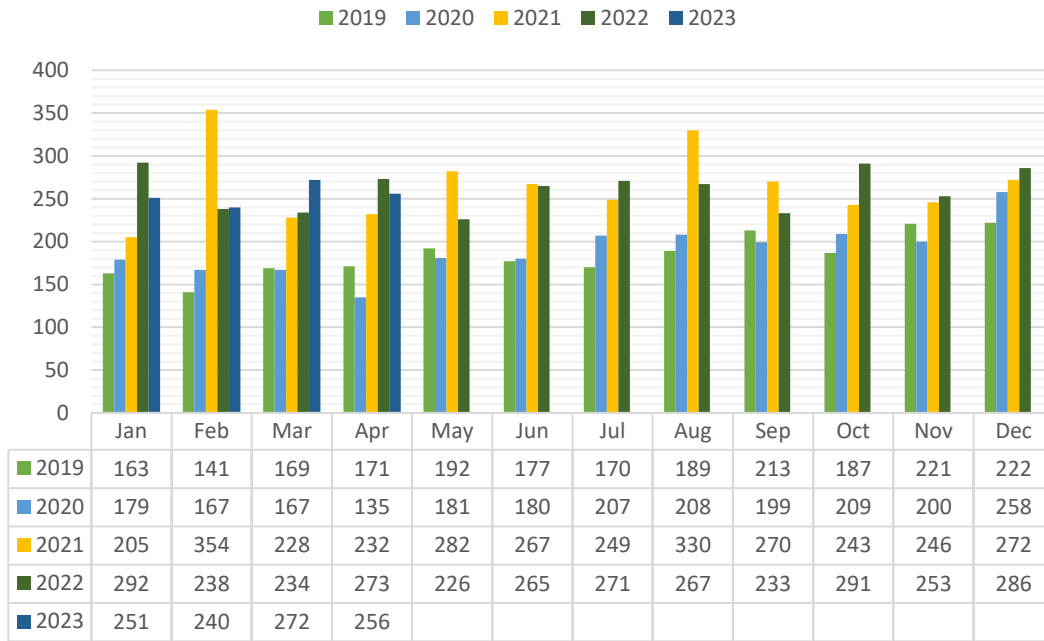
Fire Administration

Fire Chief	1
Assistant Chief	1
Division Chief	1
Administrative Assistant	1
Director of Communications	1
Total	5
Paramedics	31
Department Total	55
Sworn Staff	53
Civilians	2



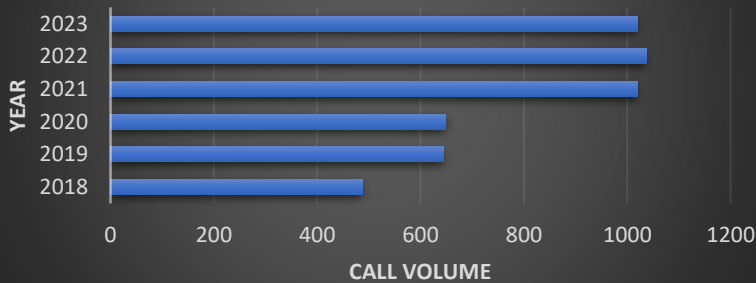
DCESD Total Incident Count

**Comparison of Incidents
Over the past 5 years Month-by-Month**



Year-to-Date Totals

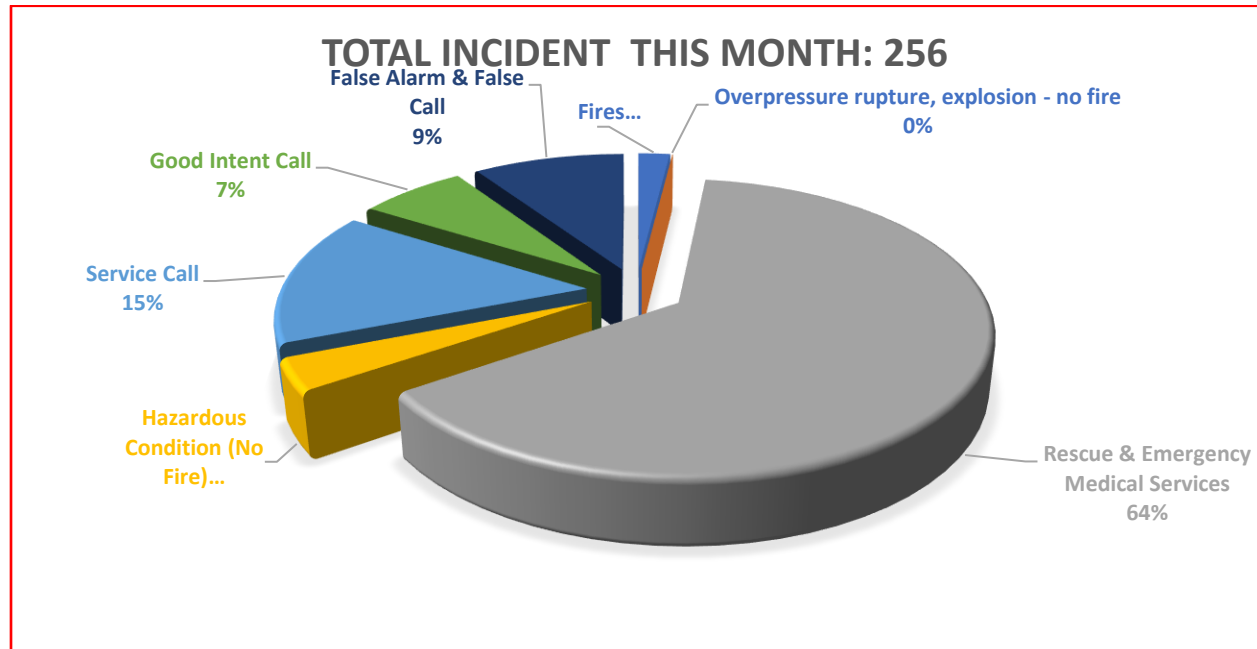
**Year-To-Date Comparison of
Incidents over 5 Years**



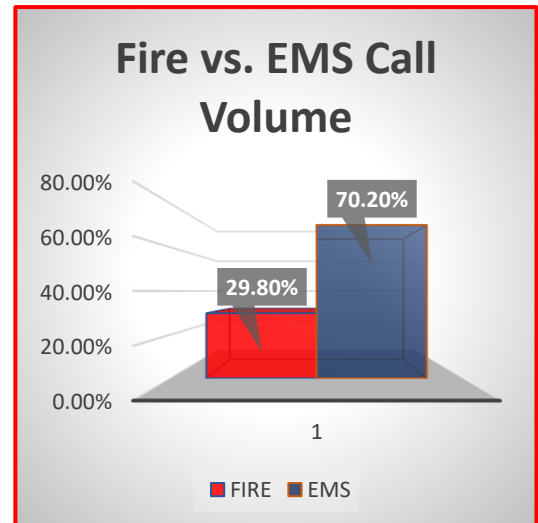
DCESD	YTD
2018	487
2019	644
2020	646
2021	1019
2022	1037
2023	1019



INCIDENT STATISTICS



Major Incident Types	
Fires	1.96%
Rescue & Emergency Medical Services	63.53%
Overpressure rupture, explosion – no fire	0%
Hazardous Condition (No Fire)	3.53%
Service Call	14.90%
Good Intent Call	6.67%
False Alarm & False Call	9.41%

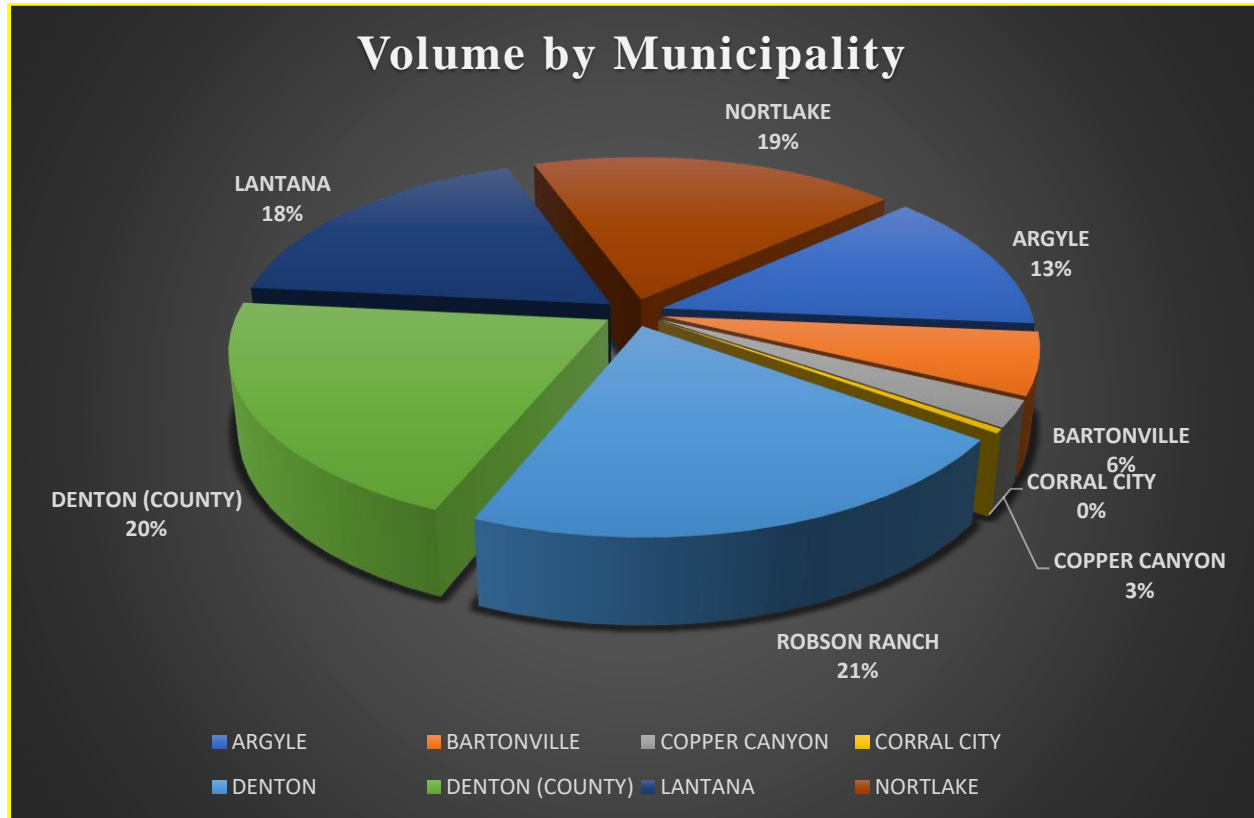


Percentage of Overlapping Calls

Overlapping Calls	
# OVERLAPPING	% OVERLAPPING
76	29.8%



Municipality Volume



Volume per Municipality	
MUNICIPALITY	# INCIDENTS
ARGYLE	32
BARTONVILLE	14
COPPER CANYON	6
CORRAL CITY	1
ROBSON RANCH	52
DENTON (COUNTY)	50
LANTANA	44
NORTLAKE	46

MUTUAL AID GIVEN:	
Double Oak FD	1
Flower Mound FD	2
Highland Village FD	2
Justin FD	2
Lake Cities FD	3
MUTUAL AID RECEIVED:	
Double Oak VFD	1
Flower Mound FD	6
Justin FD	1
Roanoke FD	1



Incident Response Times

90th Percentile Assessment

Lights and Sirens – 90 TH Percentile Time (Dispatch to Arrival)	
Overall	10:26
FIRE	09:55
EMS	10:32

Internal Compliance Goal: Less than 8-minute response time from dispatch to first unit on arrival time. Assessment is performed by taking the total number of incidents where lights and sirens were utilized while responding to the incident.

NFPA 1710 Response Recommendations: Key performance objectives for...

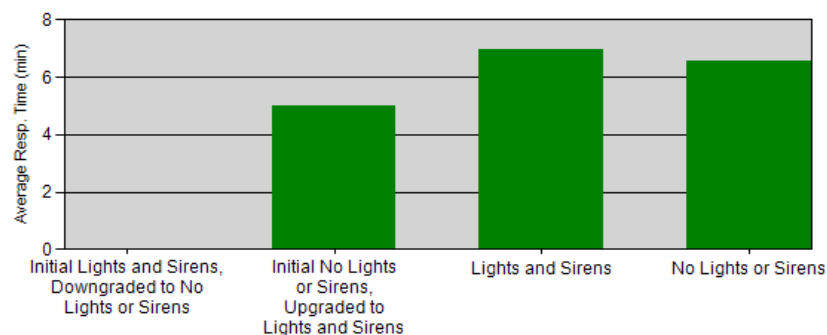
FIRE Response: (bunker gear required)

1. Turnout time: < 80 seconds (1 minute: 20 seconds)
2. First Unit on scene: < 240 seconds (4 minutes)

EMS Response: (no bunker gear required)

1. Turnout time: < 60 seconds (1 minute)
2. First Unit on scene: < 240 seconds (4 minutes)

Average Response Time Assessment



RESPONSE MODE	CALLS	AVERAGE RESPONSE TIME (minutes)
Initial Lights and Sirens, Downgraded to No Lights or Sirens	0	0:00
Initial No Lights or Sirens, Upgraded to Lights and Sirens	1	5:00
Lights and Sirens	371	6:58
No Lights or Sirens	26	6:54



Community Outreach Events

Fire Station Tours	0
Public Education Events	14
Ride Along	9
Community CPR Classes	3
- Number of CPR Students	60

Total Events 26

Fire Inspection Report

OCCUPANCY	COUNT
INSPECTION TYPE: Certificate of Occupancy	
Low Hazard Storage	1
INSPECTION TYPE: Fire Protection System Inspection	
Business Office	3
Low Hazard Storage	1
Multi-Family Residential	1
Single Family Residence	21
Total # of Inspections:	27