

Denton County

ESD No. 1

Monthly Report



Monthly Activity Report

MAY 2023



Table of Contents

Basic Analytics	Page
DCESD 1 Personnel	3
Incident Counts	4-5
Municipality Volume	6
Response Times	7
Community Outreach Events	8
Fire Inspection Report	8



DCESD1 Personnel

Operations

Captains	9
Apparatus Operators (Engineers)	9
Full-Time Fire Fighters	17
Part-Time Employees	14
Full-Time Off-Duty due to Injury	2
Vacancies	0
Total	51
Full-Time Paramedics	31
Part-Time Paramedics	12

Fire Administration

Fire Chief	1
Assistant Chief	1
Division Chief	1
Administrative Assistant	1
Director of Communications & Public Outreach	1
Total	5

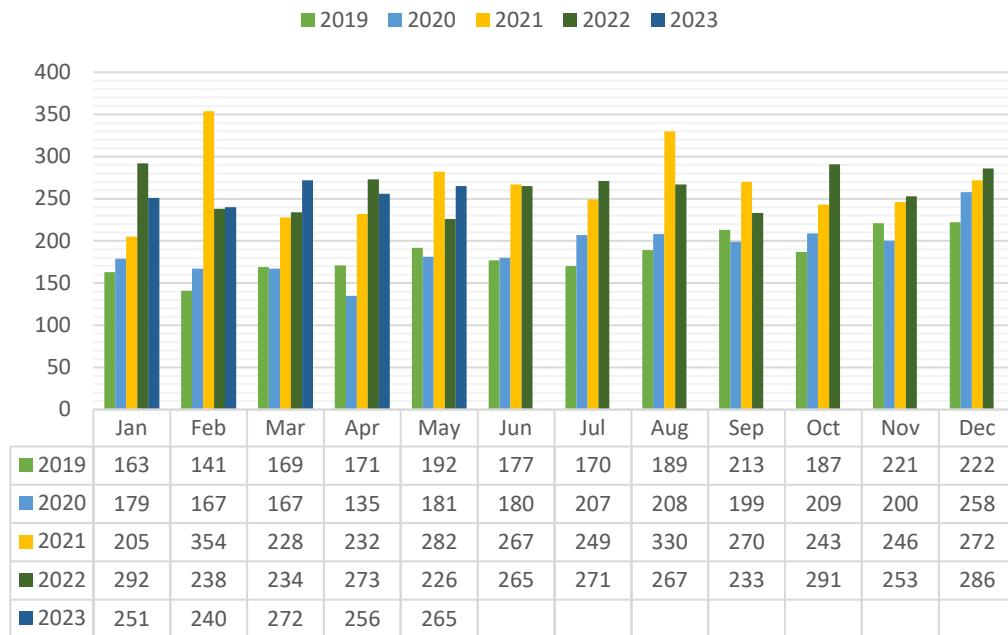
Department Total **56**

Sworn Staff	54
Civilians	2



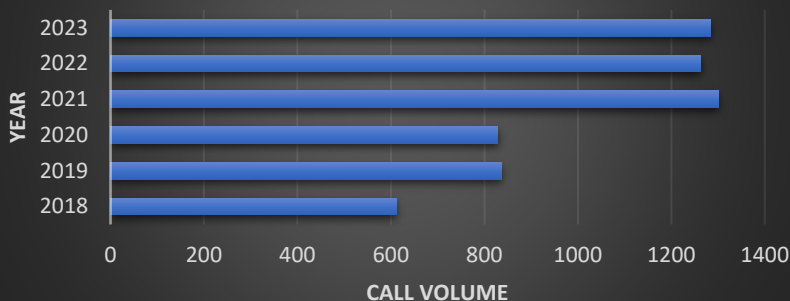
DCESD Total Incident Count

**Comparison of Incidents
Over the past 5 years Month-by-Month**



Year-to-Date Totals

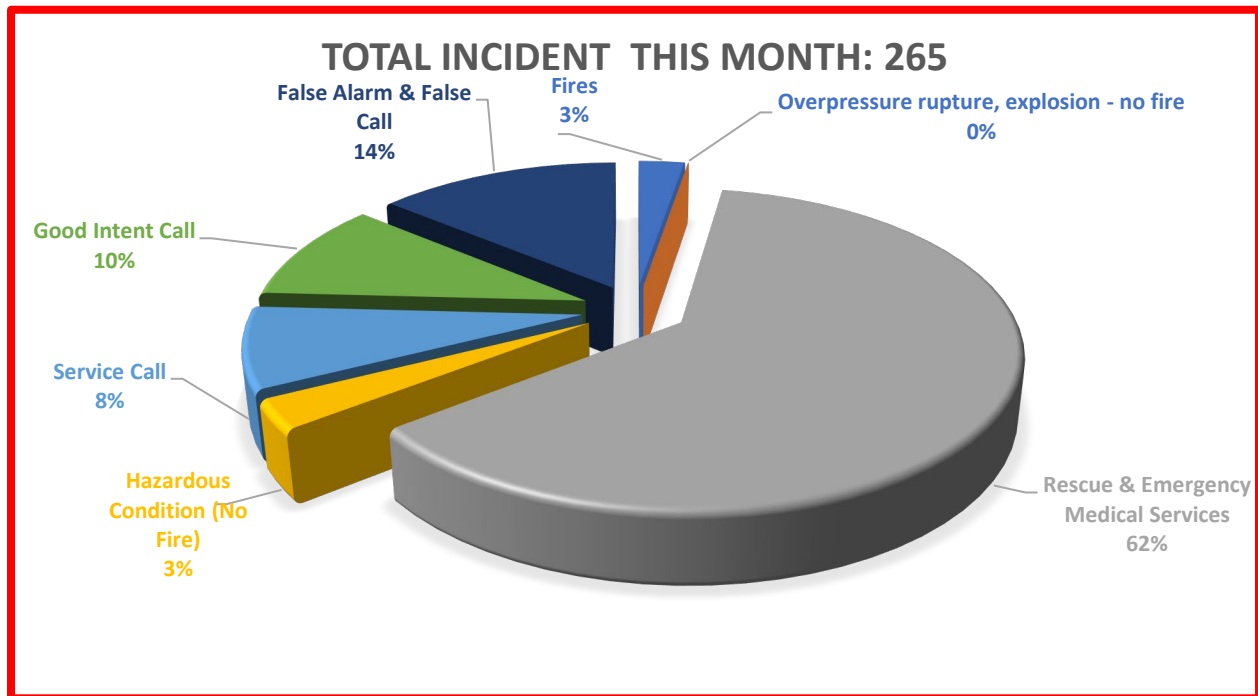
**Year-To-Date Comparison of
Incidents over 5 Years**



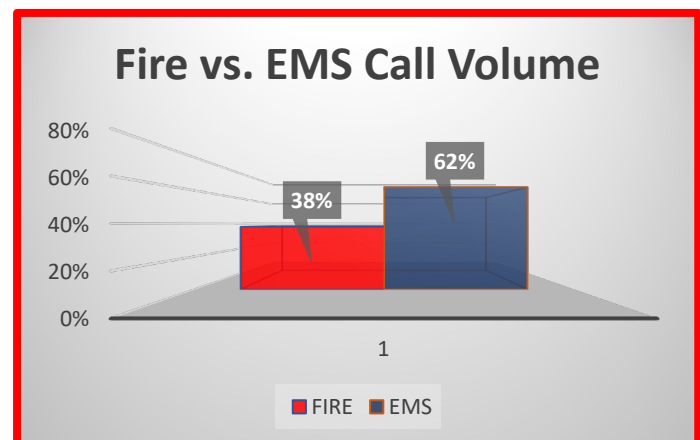
DCESD	YTD
2018	611
2019	836
2020	829
2021	1301
2022	1263
2023	1284



INCIDENT STATISTICS



Major Incident Types	
Fires	7
Rescue & Emergency Medical Services	164
Overpressure rupture, explosion – no fire	0
Hazardous Condition (No Fire)	8
Service Call	22
Good Intent Call	27
False Alarm & False Call	37

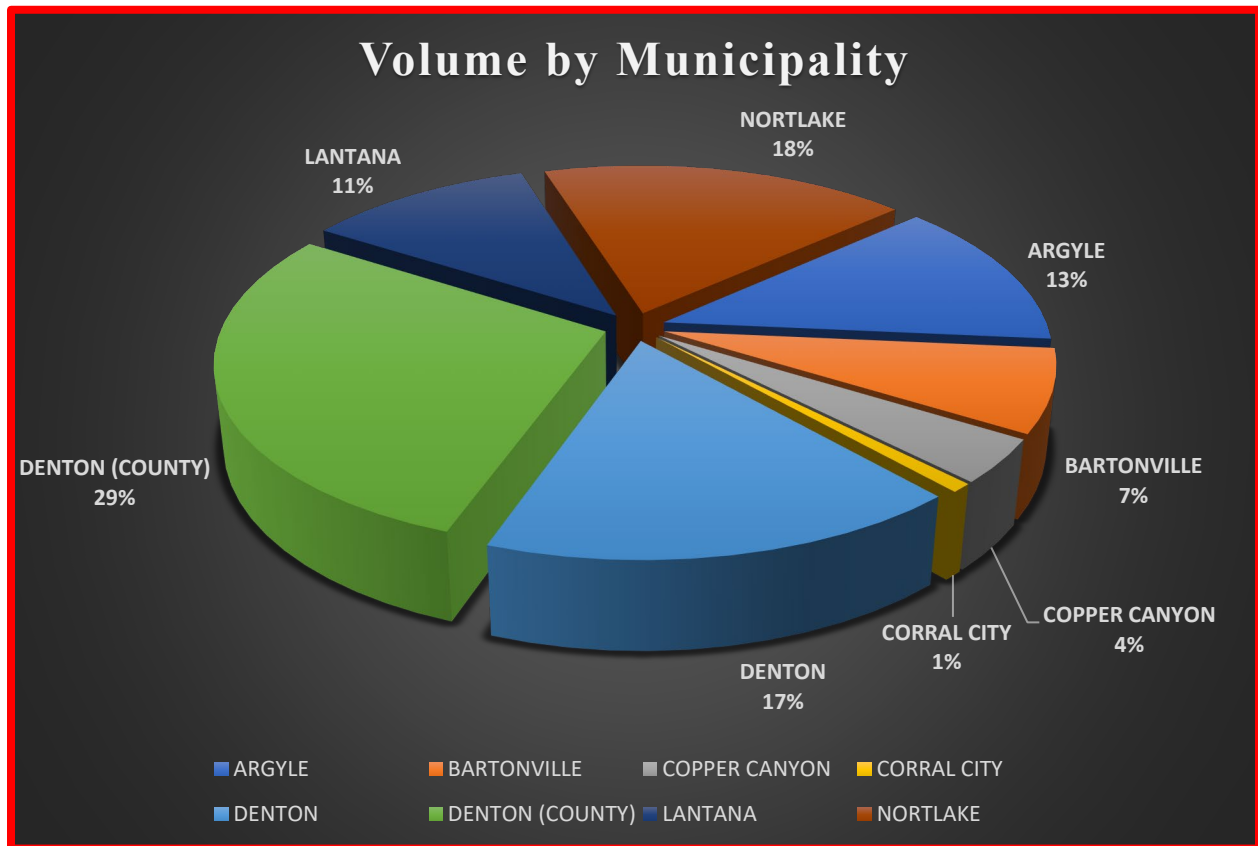


Percentage of Overlapping Calls

Overlapping Calls	
# OVERLAPPING	% OVERLAPPING
72	27.17%



Municipality Volume



Volume per Municipality	
MUNICIPALITY	# INCIDENTS
ARGYLE	34
BARTONVILLE	19
COPPER CANYON	10
CORRAL CITY	2
ROBSON RANCH (Denton)	44
DENTON (COUNTY)	74
LANTANA	29
NORTLAKE	47

MUTUAL AID GIVEN:	
Flower Mound FD	1
Justin FD	3
Trophy Club FD	2
MUTUAL AID RECEIVED:	
Denton FD	1
Flower Mound FD	9
Justin FD	3



Incident Response Times

90th Percentile Assessment

Lights and Sirens – 90 TH Percentile Time (Dispatch to Arrival)	
Overall	10:11
FIRE	09:23
EMS	10:09

Internal Compliance Goal: Less than 8-minute response time from dispatch to first unit on arrival time. Assessment is performed by taking the total number of incidents where lights and sirens were utilized while responding to the incident.

NFPA 1710 Response Recommendations: Key performance objectives for...

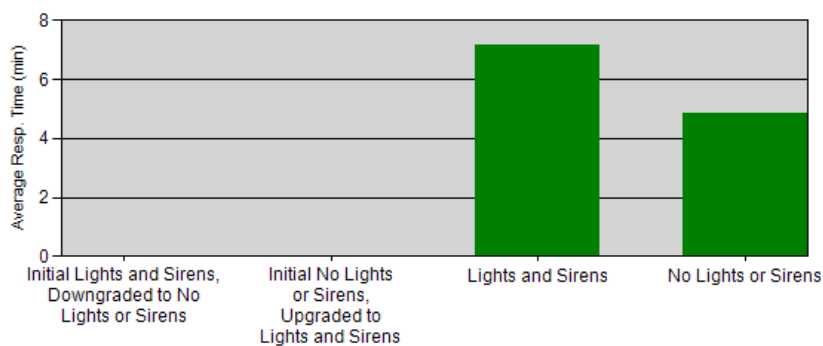
FIRE Response: (bunker gear required)

1. Turnout time: < 80 seconds (1 minute: 20 seconds)
2. First Unit on scene: < 240 seconds (4 minutes)

EMS Response: (no bunker gear required)

1. Turnout time: < 60 seconds (1 minute)
2. First Unit on scene: < 240 seconds (4 minutes)

Average Response Time Assessment



RESPONSE MODE	CALLS	AVERAGE RESPONSE TIME (minutes)
Initial Lights and Sirens, Downgraded to No Lights or Sirens	0	0:00
Initial No Lights or Sirens, Upgraded to Lights and Sirens	1	5:00
Lights and Sirens	394	7:19
No Lights or Sirens	14	4:53



Community Outreach Events

Fire Station Tours	3
Public Education Events	15
Ride Along	10
Community CPR Classes	0
- Number of CPR Students	0

Total Events 28

Fire Inspection Report

OCCUPANCY	COUNT
INSPECTION TYPE: Certificate of Occupancy	
Business Office	3
Day Care	1
High School	1
Medical, Surgical, Psychiatric	1
INSPECTION TYPE: Fire Protection System Inspection	
Business Office	3
Low Hazard Storage	2
Medical/Dental Office	1
Multi-Family Residential	2
Single Family Residence	11
INSPECTION TYPE: Hood and Duct Inspection	
Assembly	1
Total # of Inspections:	26