

Denton County ESD

No. 1 & No. 2

Monthly Report



Monthly Activity Report

APRIL

2026



Table of Contents

Basic Analytics	Page
DCESD 1 Personnel	3
Incident Counts	4-5
Municipality Volume	6
Response Times – 90 th Percentile and Average Response Times	7
Community Outreach Events & Fire Inspection Reports & Training Division	8



DCESD1 Personnel

Operations

Battalion Chiefs	3
Officers - Captains	12
Apparatus Operators (Engineers)	12
Full-Time Firefighters (active)	42
Part-Time Employees (active)	9
Total Members	78

Fire Administration

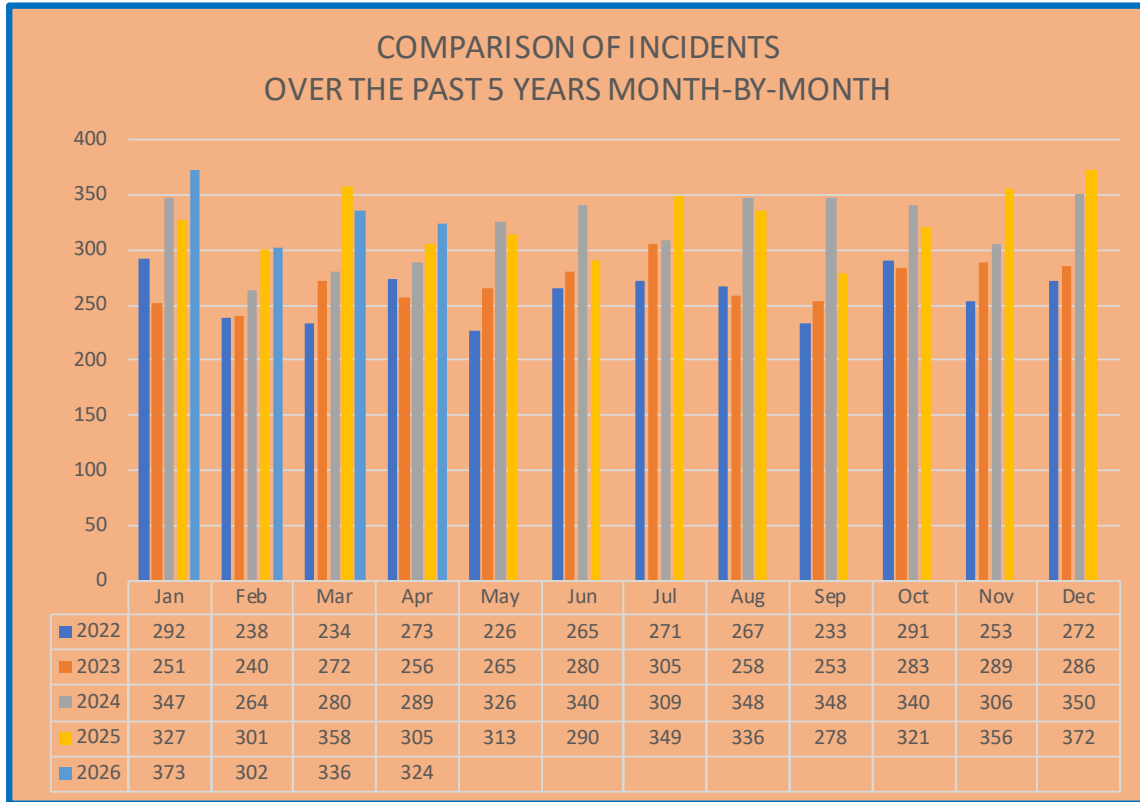
Fire Chief	1
Assistant Chief	1
Division Chiefs	3
Assistant Fire Marshal	1
Administrative Assistant	1
Workforce Manager	1
Director of Communications & Public Outreach	1
Total	9

Department Paid Total 87

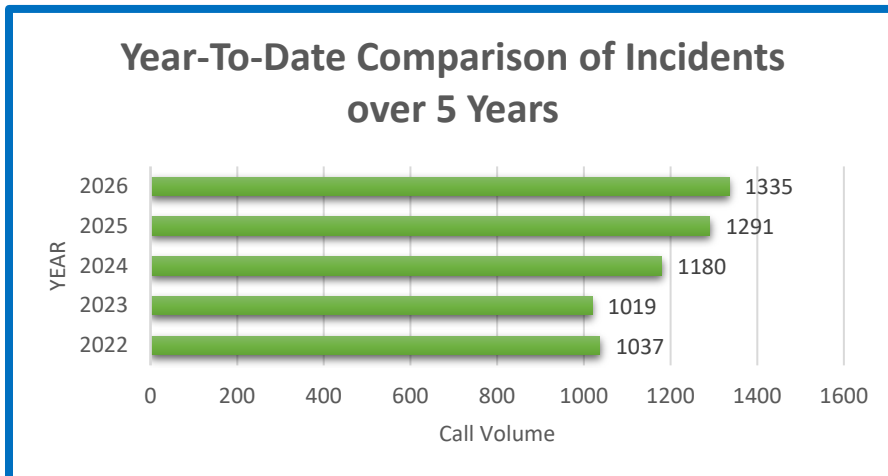
Sworn Staff	<u>84</u>
Civilians	<u>3</u>
Operational Volunteers	<u>2</u>
Department Total	<u>89</u>



DCESD Total Incident Count



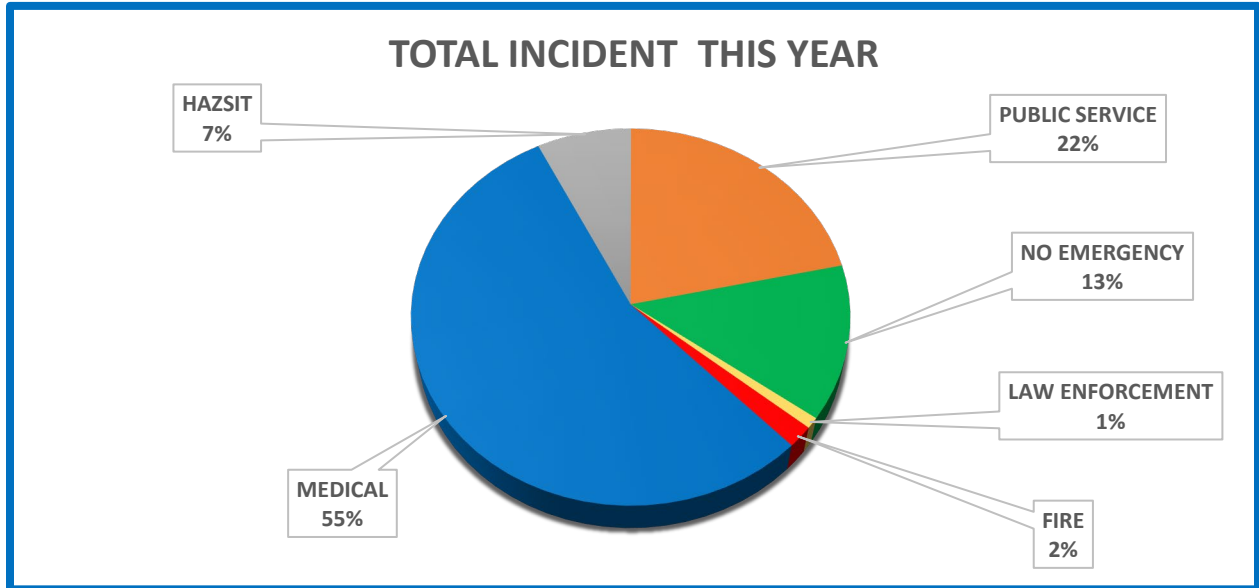
Year-to-Date Totals



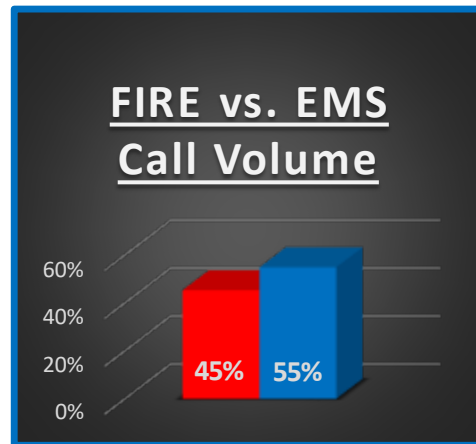
DCESD	YTD	YEAR END
2022	1037	3115
2023	1019	3238
2024	1180	3847
2025	1291	3906
2026	1335	TBD



INCIDENT STATISTICS



PRIMARY INCIDENT TYPE	
FIRE	146
EMS	178
FIRE	6
MEDICAL	178
HAZSIT	24
RESCUE	0
PUBLIC SERVICE	70
NO EMERGENCY	43
LAW ENFORCEMENT	3

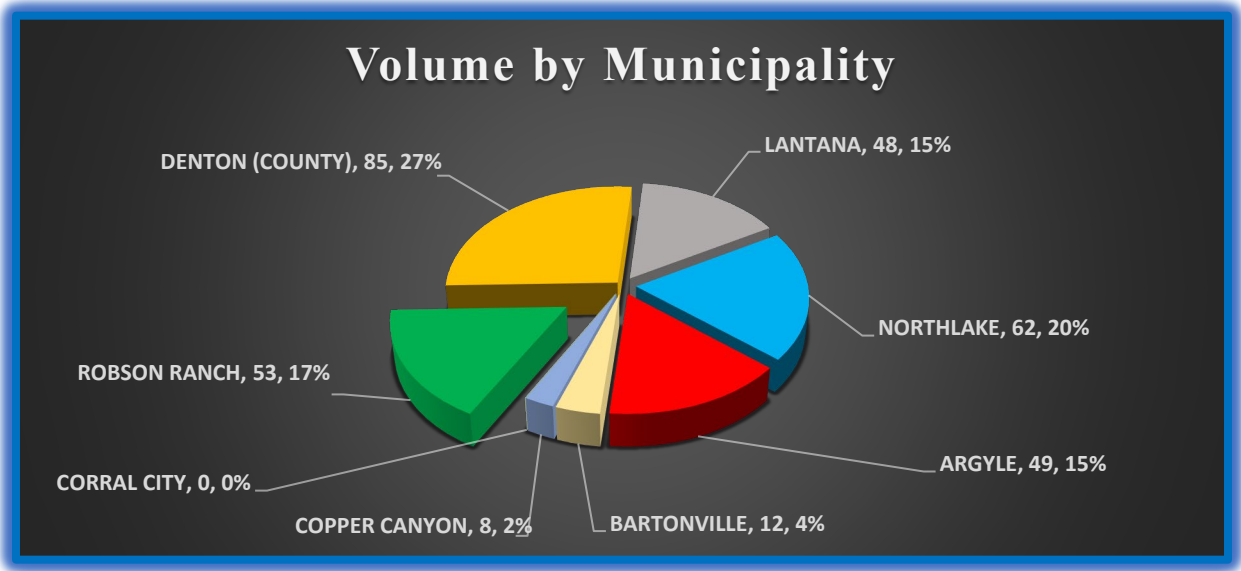


Percentage of Overlapping Calls

Overlapping Calls	
# OVERLAPPING	% OVERLAPPING
137	42%
>3 Calls Overlapping	9%
0 overlapping incidents warranted a mutual aid response due to unit availability	



Municipality Call Volume Breakdown



<u>NERIS INCIDENT GROUP TYPE</u>									
	ARGYLE	BARTONVILLE	COPPER CANYON	CORRAL CITY	LANTANA	NORTHLAKE	Robson Ranch	DENTON COUNTY	MUTUAL AID
FIRE	1					2	2		
HAZSIT	6	1		4	5	2	6		
MEDICAL	25	10	3	32	21	29	53	5	
RESCUE									
PUBLIC SERVICE	7	4		6	18	20	15		
NO EMERGENCY	8	1		6	16	2	9		
LAW ENFORCEMENT	3								
2026 Municipality Totals	49	12	8	0	48	62	53	85	5

NERIS Breakdown

FIRE

Outsidie, Special, Structure, Transportation.

HAZSIT

Hazard Non-Chemical, Hazardous Materials, Overpressure, Investigation

MEDICAL

Illness, Injury, Other

RESCUE

Outside/Outdoor, Structure/Indoor, Transportation/Land

PUBLIC SERVICE

Citizen Assist, Alarms (Non-Medical), Disaster/Weather, Other

NO EMERGENCY

False Alarm, Good Intent, Cancelled

LAW ENFORCEMENT SUPPORT



Incident Response Times

90th Percentile Assessment

Lights and Sirens – 90TH Percentile Time (Dispatch to Arrival)	
Overall Fire/EMS	9:59
Overall FIRE	10:18
Overall EMS	8:56

Internal Compliance Goal: Less than 8-minute response time from dispatch to first unit on arrival time. Assessment is performed by taking the total number of incidents where lights and sirens were utilized while responding to the incident.

NFPA 1710 Response Recommendations: Key performance objectives for...

FIRE Response: (bunker gear required)

1. Turnout time: < 80 seconds
(1 minute: 20 seconds)
2. First Unit on scene: < 240 seconds
(4 minutes)

EMS Response: (no bunker gear required)

1. Turnout time: < 60 seconds
(1 minute)
2. First Unit on scene: < 240 seconds
(4 minutes)

90th Percentile per Municipality						
ARGYLE	BARTONVILLE	COPPER CANYON	CORRAL CITY	LANTANA	NORTHLAKE	DENTON CO.
9:48	10:41	11:26	0:00	8:54	12:36	9:18

Average Response and Turnout Time Assessment

RESPONSE MODE	TOTAL FIRST ARRIVING UNITS	AVERAGE RESPONSE TIME (minutes)
Initial Lights and Sirens, Downgraded to No Lights or Sirens	0	0:00
Initial No Lights or Sirens, Upgraded to Lights and Sirens	0	0:00
Lights and Sirens	295	6:27
No Lights or Sirens	13	4:23

Average Response Time per Municipality						
ARGYLE	BARTONVILLE	COPPER CANYON	CORRAL CITY	LANTANA	NORTHLAKE	DENTON CO.
6:18	6:19	7:16	0:00	6:36	7:55	5:59



Public Education

Community Outreach Events

Fire Station Tours	3
Public Education Events	3
Ride Along (EMS Students/Orientation)	41
Community CPR/STB Classes	0
- Total Students	
Total Events	6
(Tours, Pub Ed Events, CPR Classes)	

Training Division

Total ISO Training Hours Logged / Month	2801.5
EMS Training Hours Logged / Month	413
FIRE Training Hours Logged / Month	2249.5
Administrative Training / Month	139

Fire Inspection Report

INSPECTION TYPE	Jan-26	Feb-26	Mar-26	Apr-26	May-26	Jun-26	Jul-26	Aug-26	Sep-26	Oct-26	Nov-26	Dec-26	YTD
Certificate of Occupancy (New Structure) (Total)		2	4										6
Compliant (Total)	5		11										16
Controlled Access (Total)													0
Foster Care (Total)	1												1
Annual (Total)				8									8
Construction - Hood System Final Acceptance (Total)	1		1	3									5
Fire Protection Commercial Sprinkler (Total)	4	2	9	10									25
Fire Protection- Fire Alarm (Total)	1	2	3	3									9
Fire Protection Inspection: Underground (Total)	9	2	6	14									31
Residential Sprinkler (Total)	6	12	21	17									56
Certificate Of Occupancy (Existing Structure) (Total)	1	3	5	6									15
Compliance/Code Check				5									5
Fire & Life Safety (Total)													0
Monthly Totals	28	23	60	66	0	0	0	0	0	0	0	0	177