

# Denton County ESD

## No. 1 & No. 2

### Monthly Report



### Monthly Activity Report

JANUARY

2026



**Table of Contents**

<b>Basic Analytics</b>	<b>Page</b>
DCESD 1 Personnel	3
Incident Counts	4-5
Municipality Volume	6
Response Times – 90 <sup>th</sup> Percentile and Average Response Times	7
Community Outreach Events & Fire Inspection Reports & Training Division	8



**DCESD1 Personnel**

**Operations**

Battalion Chiefs	3
Officers - Captains	12
Apparatus Operators (Engineers)	12
Full-Time Firefighters (active)	42
Part-Time Employees (active)	10
<b>Total Members</b>	<b>79</b>

**Fire Administration**

Fire Chief	1
Assistant Chief	1
Division Chiefs	3
Assistant Fire Marshal	1
Administrative Assistant	1
Workforce Manager	1
Director of Communications & Public Outreach	1
<b>Total</b>	<b>9</b>

**Department Paid Total** **88**

Sworn Staff 85

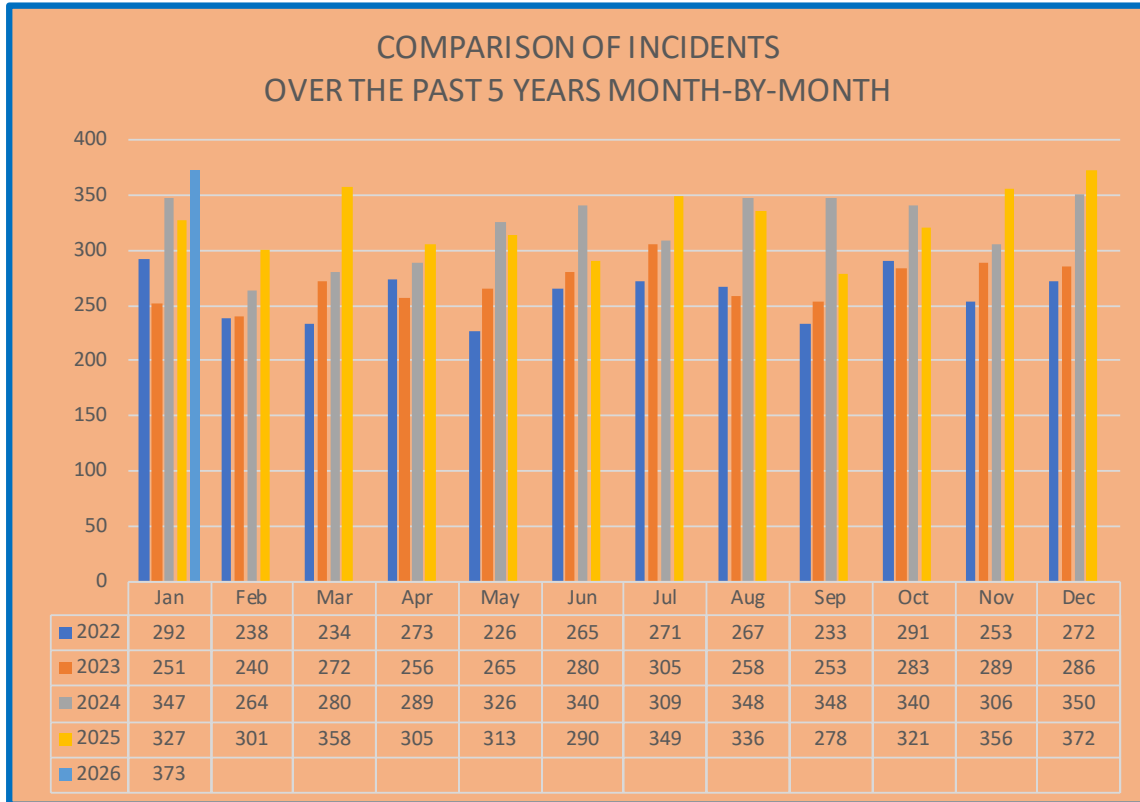
Civilians 3

Operational Volunteers 2

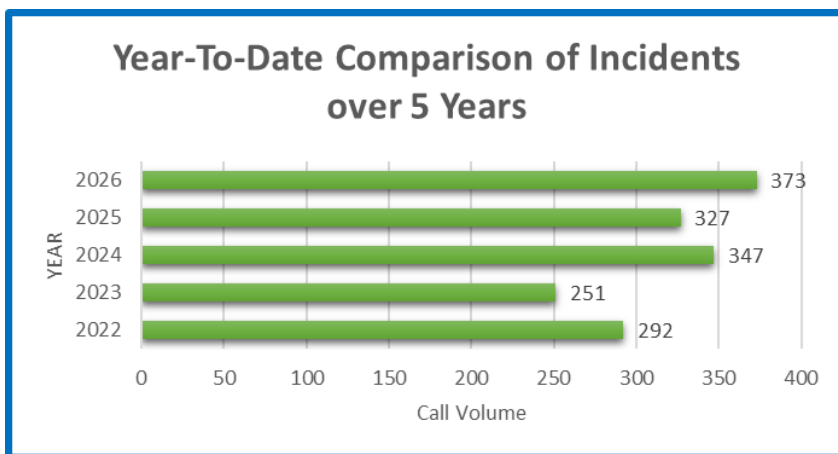
**Department Total** **90**



**DCESD Total Incident Count**



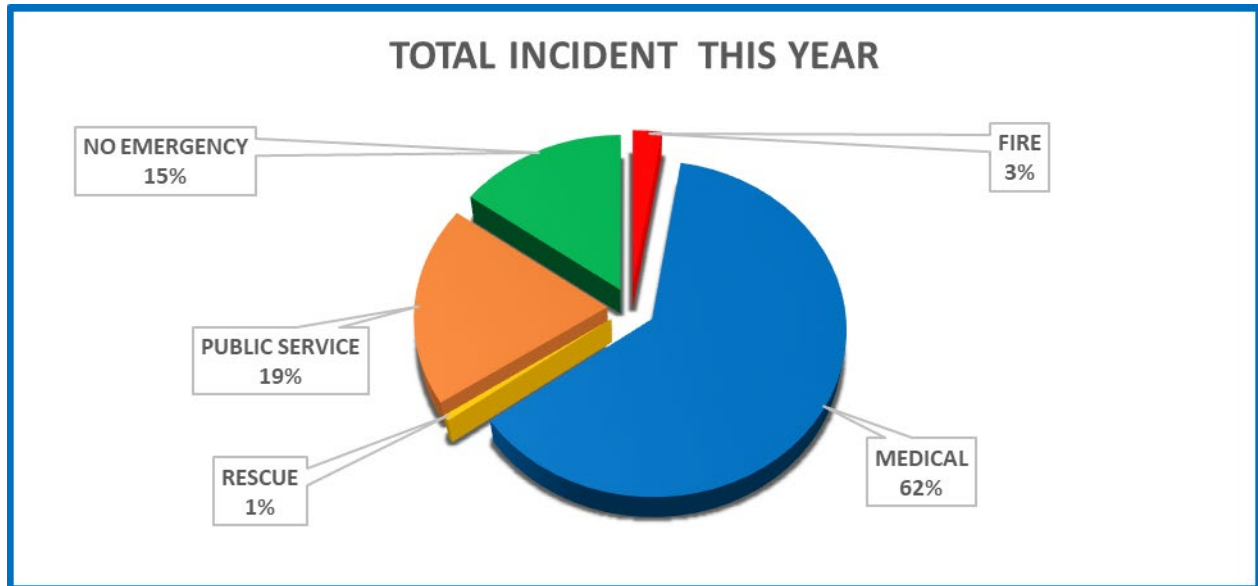
**Year-to-Date Totals**



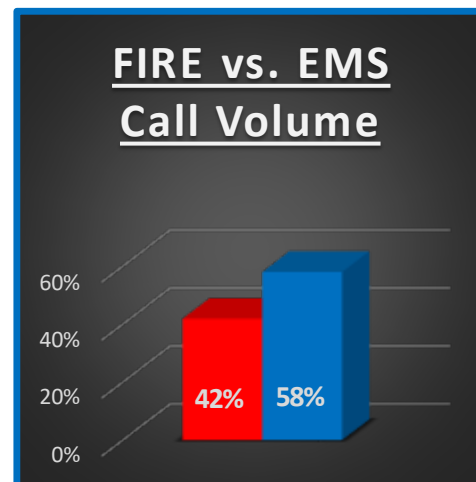
DCESD	YTD	YEAR END
2022	292	3115
2023	251	3238
2024	347	3847
2025	327	3906
2026	373	TBD



**INCIDENT STATISTICS**



PRIMARY INCIDENT TYPE	
FIRE	156
EMS	217
FIRE	9
MEDICAL	217
HAZSIT	26
RESCUE	2
PUBLIC SERVICE	67
LAW ENFORCEMENT	0

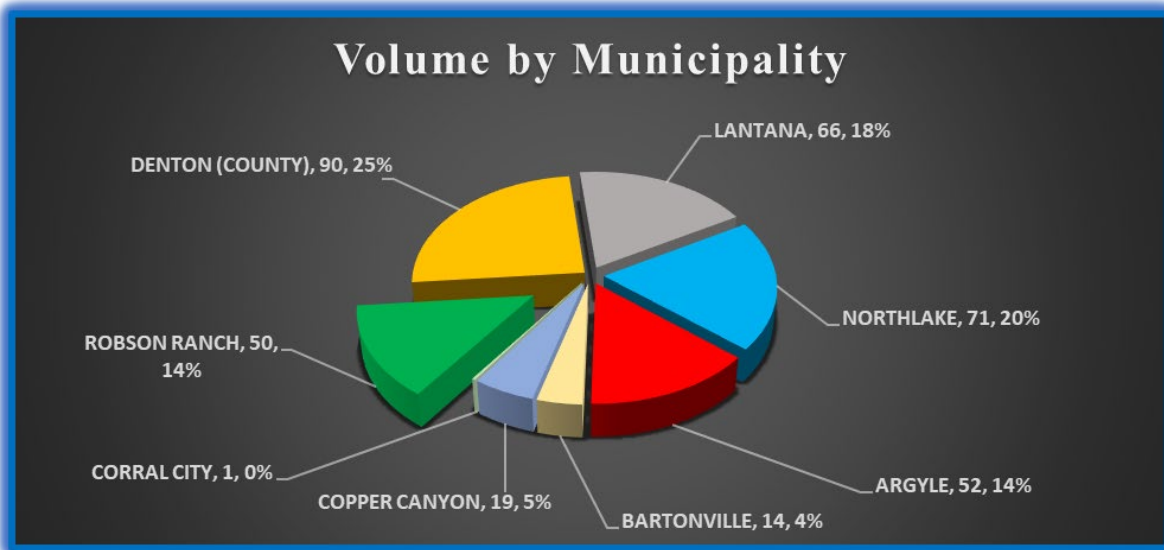


**Percentage of Overlapping Calls**

Overlapping Calls	
# OVERLAPPING	% OVERLAPPING
163	44%
>3 Calls Overlapping	13%
0 overlapping incidents warranted a mutual aid response due to unit availability	



**Municipality Call Volume Breakdown**



NERIS INCIDENT GROUP TYPE	ARGYLE	BARTONVILLE	COPPER CANYON	CORRAL CITY	LANTANA	NORTHLAKE	Robson Ranch	DENTON COUNTY	MUTUAL AID
FIRE	4		2		1	3		4	
HAZSIT	8		1		3	6		5	1
MEDICAL	23	13	9		42	41	37	45	2
RESCUE			1					2	
PUBLIC SERVICE	7	1	4		13	9	9	22	1
NO EMERGENCY	10		3		7	12	4	12	2
LAW ENFORCEMENT									
2026 Municipality Totals	52	14	19	1	66	71	50	90	6

**NERIS Breakdown**

**FIRE**

Outsdie, Special, Structure, Transportation.

**HAZSIT**

Hazard Non-Chemical, Hazardous Materials, Overpressure, Investigation

**MEDICAL**

Illness, Injury, Other

**RESCUE**

Outside/Outdoor, Structure/Indoor, Transportation/Land

**PUBLIC SERVICE**

Citizen Assist, Alarms (Non-Medical), Disaster/Weather, Other

**NO EMERGENCY**

False Alarm, Good Intent, Cancelled

**LAW ENFORCEMENT SUPPORT**



## **Incident Response Times**

### **90<sup>th</sup> Percentile Assessment**

Lights and Sirens – 90 <sup>TH</sup> Percentile Time (Dispatch to Arrival)	
Overall Fire/EMS	10:27
Overall FIRE	10:31
Overall EMS	10:17

**Internal Compliance Goal:** Less than 8-minute response time from dispatch to first unit on arrival time. Assessment is performed by taking the total number of incidents where lights and sirens were utilized while responding to the incident.

**NFPA 1710 Response Recommendations:** Key performance objectives for...

**FIRE Response:** (bunker gear required)

1. Turnout time: < 80 seconds  
(1 minute: 20 seconds)
2. First Unit on scene: < 240 seconds  
(4 minutes)

**EMS Response:** (no bunker gear required)

1. Turnout time: < 60 seconds  
(1 minute)
2. First Unit on scene: < 240 seconds  
(4 minutes)

90th Percentile per Municipality					
ARGYLE	BARTONVILLE	COPPER CANYON	CORRAL CITY	LANTANA	NORTHLAKE
10:25	12:16	11:18	5:18	9:06	11:53

## **Average Response and Turnout Time Assessment**

RESPONSE MODE	TOTAL FIRST ARRIVING UNITS	AVERAGE RESPONSE TIME (minutes)
Initial Lights and Sirens, Downgraded to No Lights or Sirens	0	0:00
Initial No Lights or Sirens, Upgraded to Lights and Sirens	1	5:22
<b>Lights and Sirens</b>	<b>337</b>	<b>7:06</b>
No Lights or Sirens	9	6:33

Average Response Time per Municipality					
ARGYLE	BARTONVILLE	COPPER CANYON	CORRAL CITY	LANTANA	NORTHLAKE
6:50	8:03	7:48	5:18	6:13	8:11



**Public Education**

**Community Outreach Events**

Fire Station Tours	2
Public Education Events	5
Ride Along (EMS Students/Orientation)	36
Community CPR/STB Classes	0
- Total Students	0
<b>Total Events</b>	
(Tours, Pub Ed Events, CPR Classes)	7

**Training Division**

<b>Total ISO Training Hours Logged / Month</b>	<b>3040.2</b>
- EMS Training Hours Logged / Month	398
- FIRE Training Hours Logged / Month	2546.2
- Administrative Training / Month	96

**Fire Inspection Report**

INSPECTION TYPE	Jan-26	Feb-26	Mar-26	Apr-26	May-26	Jun-26	Jul-26	Aug-26	Sep-26	Oct-26	Nov-26	Dec-26	TOTAL
* Certificate of Occupancy (New Structure) (Total)													0
* Compliant (Total)	5												5
* Controlled Access (Total)													0
* Foster Care (Total)	1												1
* Annual (Total)													0
* Construction - Hood System Final Acceptance (Total)	1												1
* Fire Protection Commercial Sprinkler (Total)	4												4
* Fire Protection- Fire Alarm (Total)	1												1
* Fire Protection Inspection: Underground (Total)	9												9
* Residential Sprinkler (Total)	6												6
Certificate Of Occupancy (Existing Structure) (Total)	1												1
Fire & Life Safety (Total)													0
<b>Monthly Totals</b>	<b>28</b>	<b>0</b>	<b>0</b>	<b>0</b>	<b>0</b>	<b>0</b>	<b>0</b>	<b>0</b>	<b>0</b>	<b>0</b>	<b>0</b>	<b>0</b>	<b>28</b>