

Q1 Name of Individual representing business

Answered: 33 Skipped: 0

Q2 Title of Person representing business

Answered: 33 Skipped: 0

Q3 Company Information

Answered: 33 Skipped: 0

ANSWER CHOICES	RESPONSES	
Name	100.00%	33
Company	90.91%	30
Address	100.00%	33
Address 2	45.45%	15
City/Town	96.97%	32
State/Province	96.97%	32
ZIP/Postal Code	96.97%	32
Country	84.85%	28
Email Address	93.94%	31
Phone Number	93.94%	31

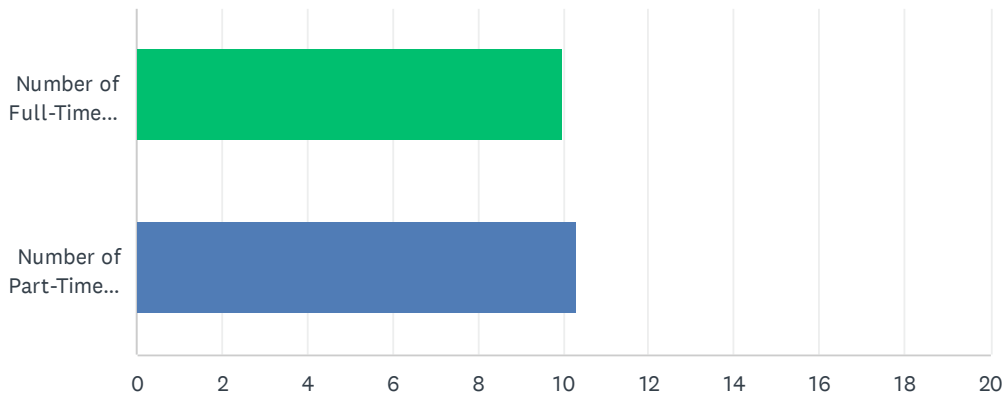
Q4 Primary Contact

Answered: 33 Skipped: 0

ANSWER CHOICES	RESPONSES	
Primary Contact Name	100.00%	33
Title of Contact	93.94%	31
Primary Contact Email	100.00%	33
Primary Contact Phone	100.00%	33

Q5 Employee Information

Answered: 32 Skipped: 1



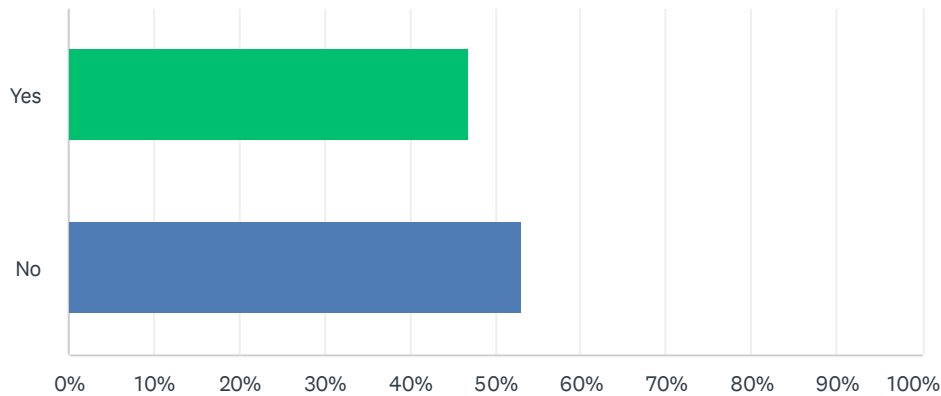
ANSWER CHOICES	AVERAGE NUMBER	TOTAL NUMBER	RESPONSES
Number of Full-Time Employees	10	320	32
Number of Part-Time Employees	10	320	31
Total Respondents: 32			

Q6 When was your business established?

Answered: 31 Skipped: 2

Q7 Have you been at your current location since establishment?

Answered: 32 Skipped: 1



ANSWER CHOICES		RESPONSES	
Yes		46.88%	15
No		53.13%	17
TOTAL			32

Q8 How long has your business been operating in Bartonville?

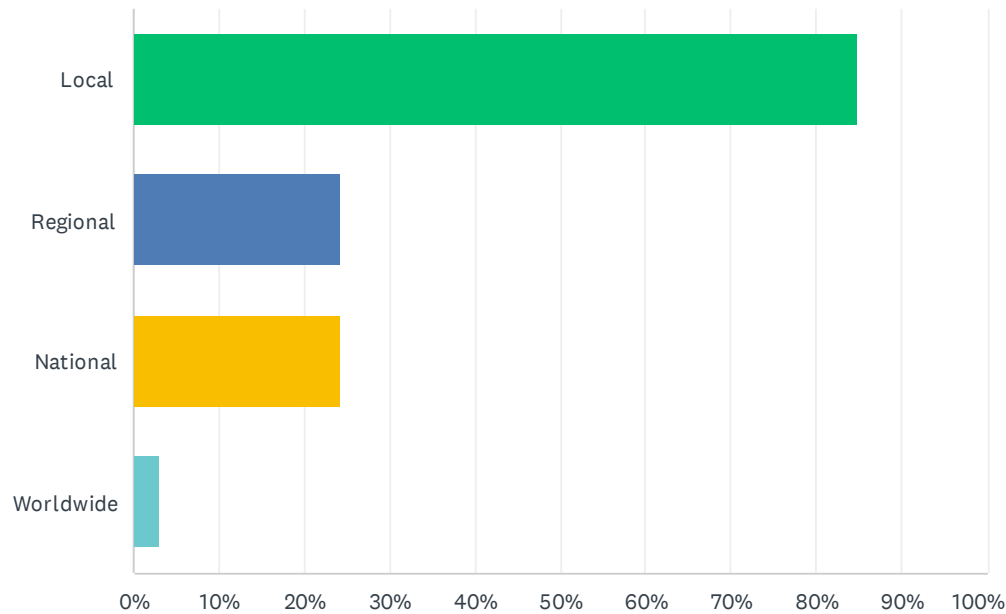
Answered: 32 Skipped: 1

Q9 What are your major products/services?

Answered: 33 Skipped: 0

Q10 In which market do you currently do the most business?

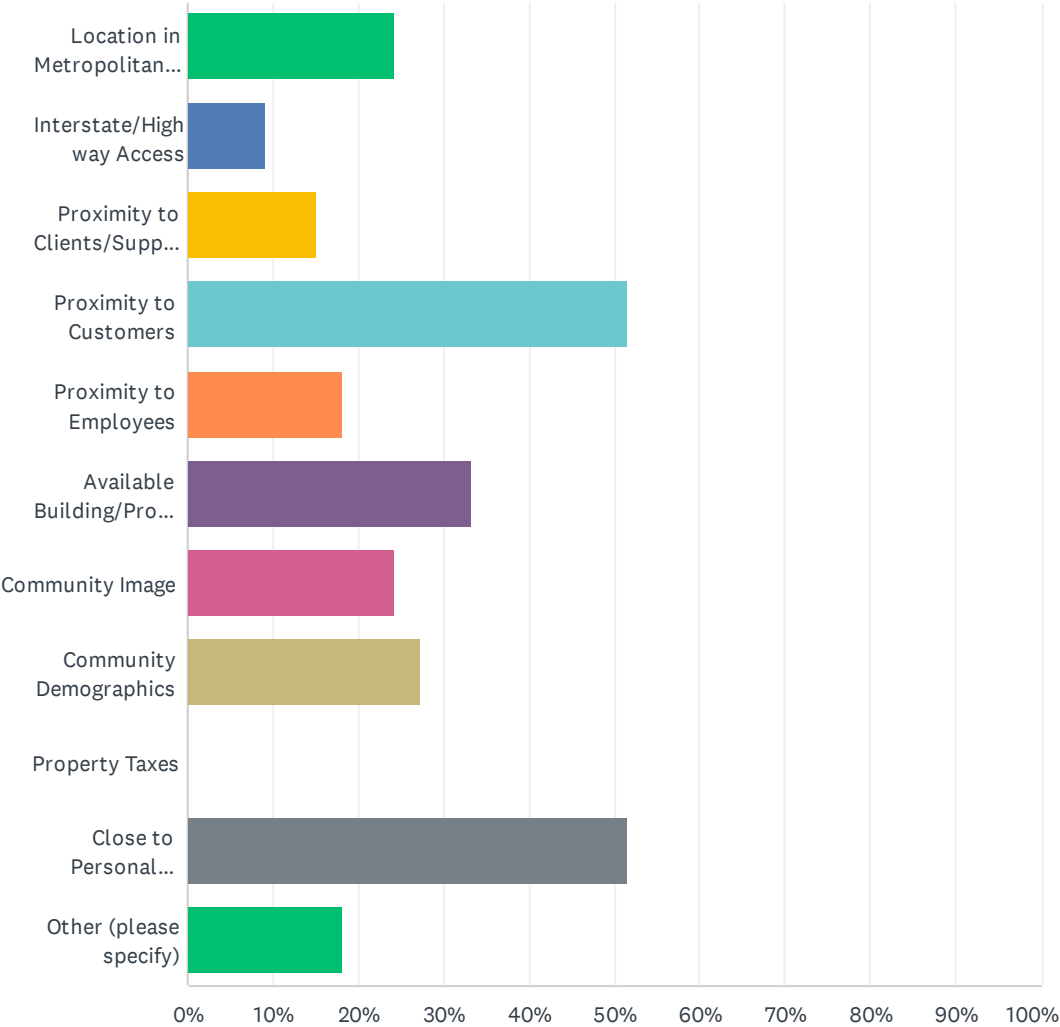
Answered: 33 Skipped: 0



ANSWER CHOICES	RESPONSES	
Local	84.85%	28
Regional	24.24%	8
National	24.24%	8
Worldwide	3.03%	1
Total Respondents: 33		

Q11 Why did you choose to locate your business in the Town of Bartonville (check all that apply)?

Answered: 33 Skipped: 0

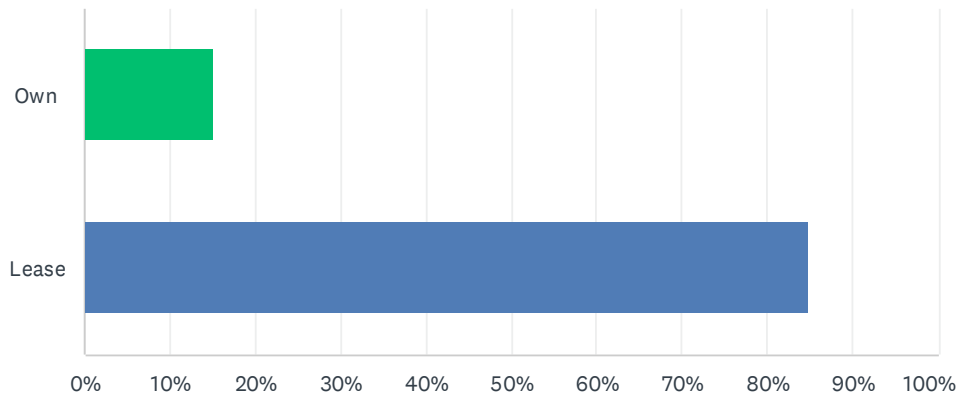


2023 Bartonville Community Development Corporation Business Retention and Expansion (BRE)
Survey

ANSWER CHOICES	RESPONSES	
Location in Metropolitan Area	24.24%	8
Interstate/Highway Access	9.09%	3
Proximity to Clients/Suppliers	15.15%	5
Proximity to Customers	51.52%	17
Proximity to Employees	18.18%	6
Available Building/Property	33.33%	11
Community Image	24.24%	8
Community Demographics	27.27%	9
Property Taxes	0.00%	0
Close to Personal Residence	51.52%	17
Other (please specify)	18.18%	6
Total Respondents: 33		

Q12 Do you currently own or lease the building(s) you occupy?

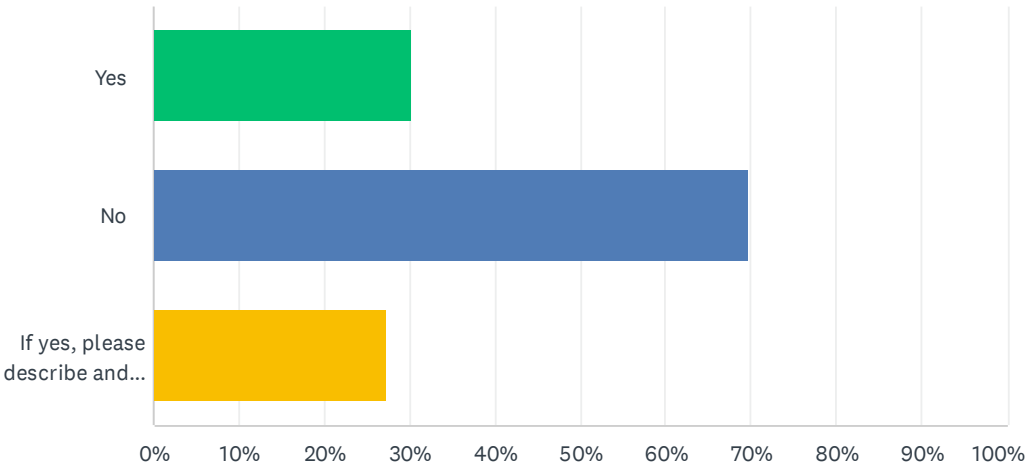
Answered: 33 Skipped: 0



ANSWER CHOICES	RESPONSES	
Own	15.15%	5
Lease	84.85%	28
Total Respondents: 33		

Q13 Are you planning an expansion project within the next year that would include a building purchase and/or expansion; building renovation; the purchase of machinery and equipment; workforce training or retraining; or any other type of project with which you might need technical or financial assistance?

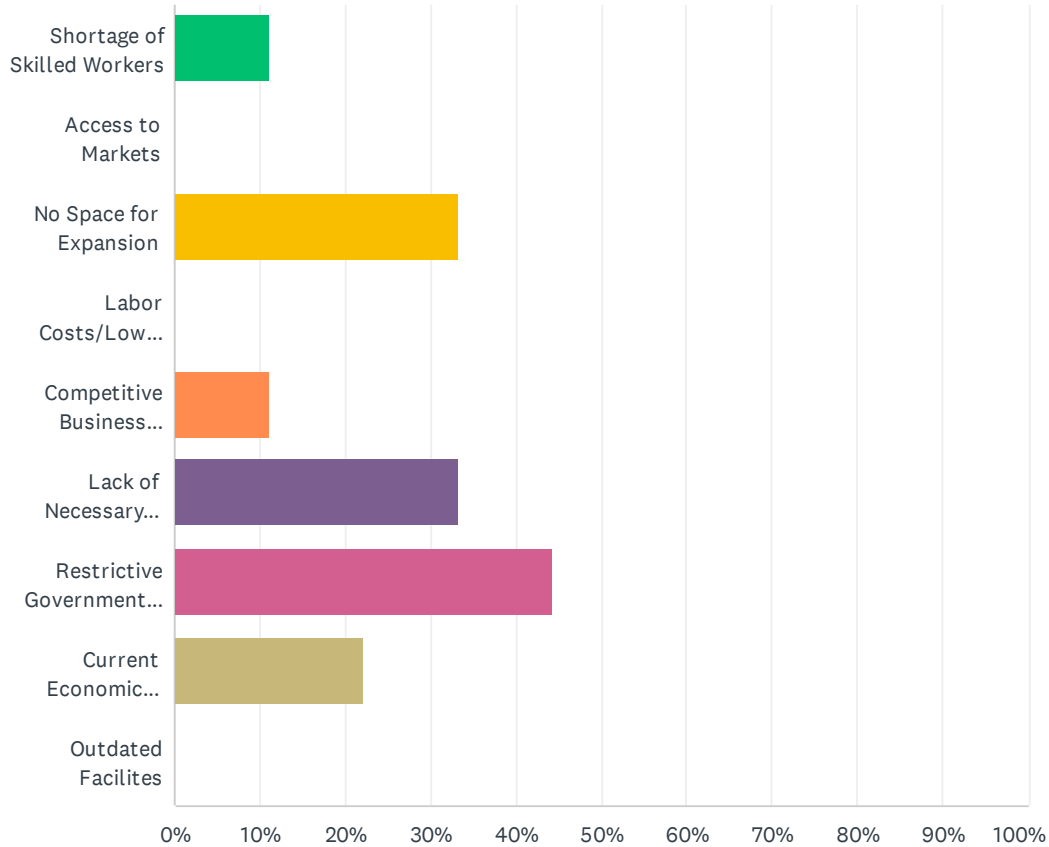
Answered: 33 Skipped: 0



ANSWER CHOICES	RESPONSES	
Yes	30.30%	10
No	69.70%	23
If yes, please describe and provide approximate cost.	27.27%	9
Total Respondents: 33		

Q14 If you are contemplating expanding or moving outside the Town of Bartonville please check all that apply.

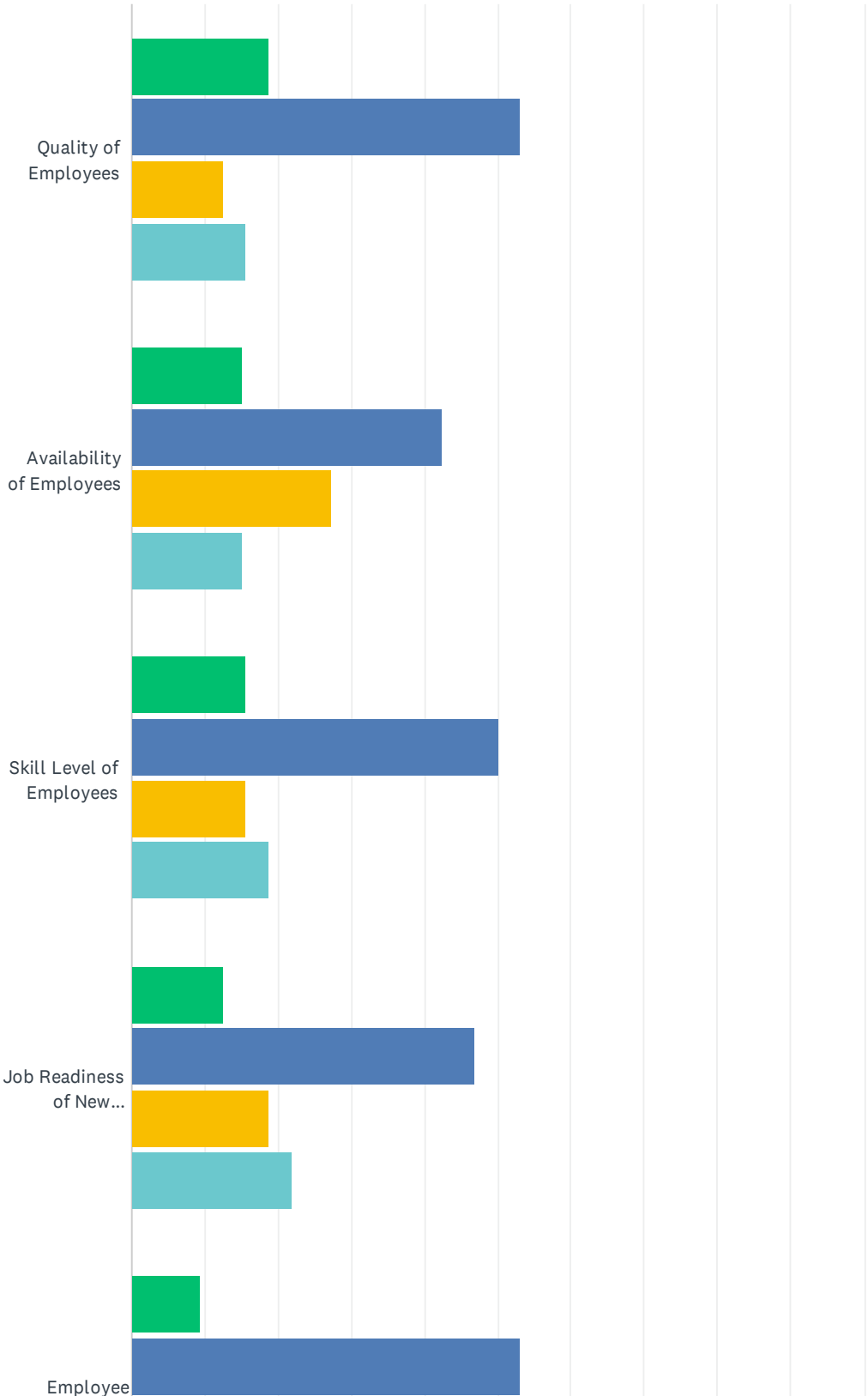
Answered: 9 Skipped: 24



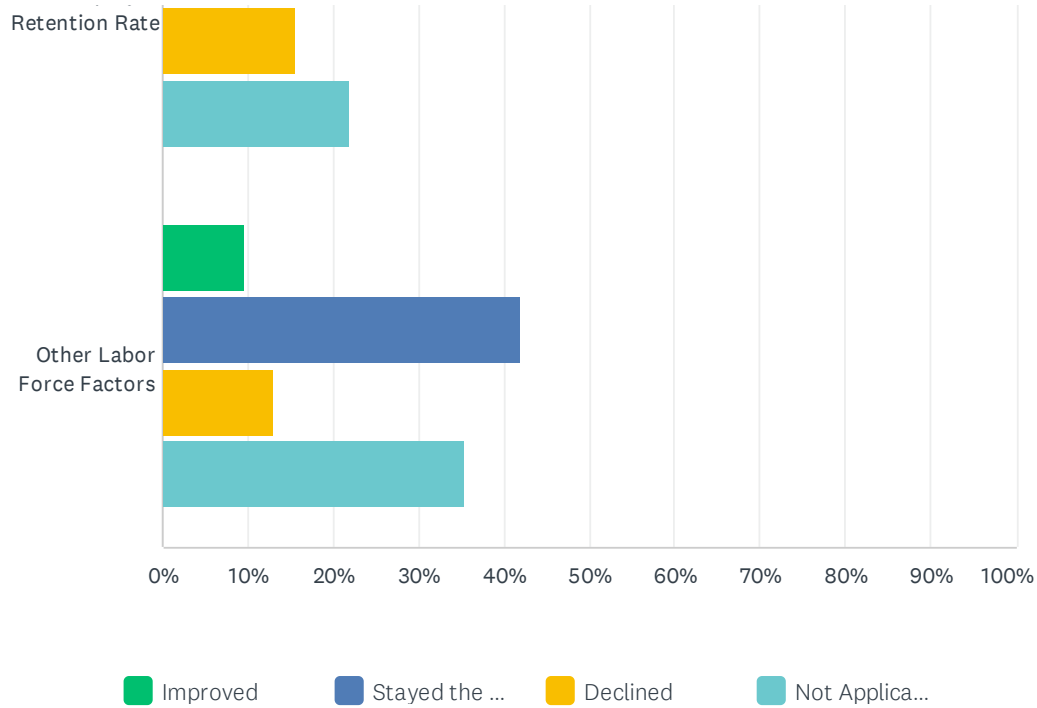
ANSWER CHOICES	RESPONSES	
Shortage of Skilled Workers	11.11%	1
Access to Markets	0.00%	0
No Space for Expansion	33.33%	3
Labor Costs/Low Productivity	0.00%	0
Competitive Business Pressures	11.11%	1
Lack of Necessary Infrastructure	33.33%	3
Restrictive Government Code/Policies	44.44%	4
Current Economic Conditions	22.22%	2
Outdated Facilities	0.00%	0
Total Respondents: 9		

Q15 Over the past year, what issues related to your company’s labor force are of concern (please check the appropriate response)?

Answered: 33 Skipped: 0



2023 Bartonville Community Development Corporation Business Retention and Expansion (BRE) Survey



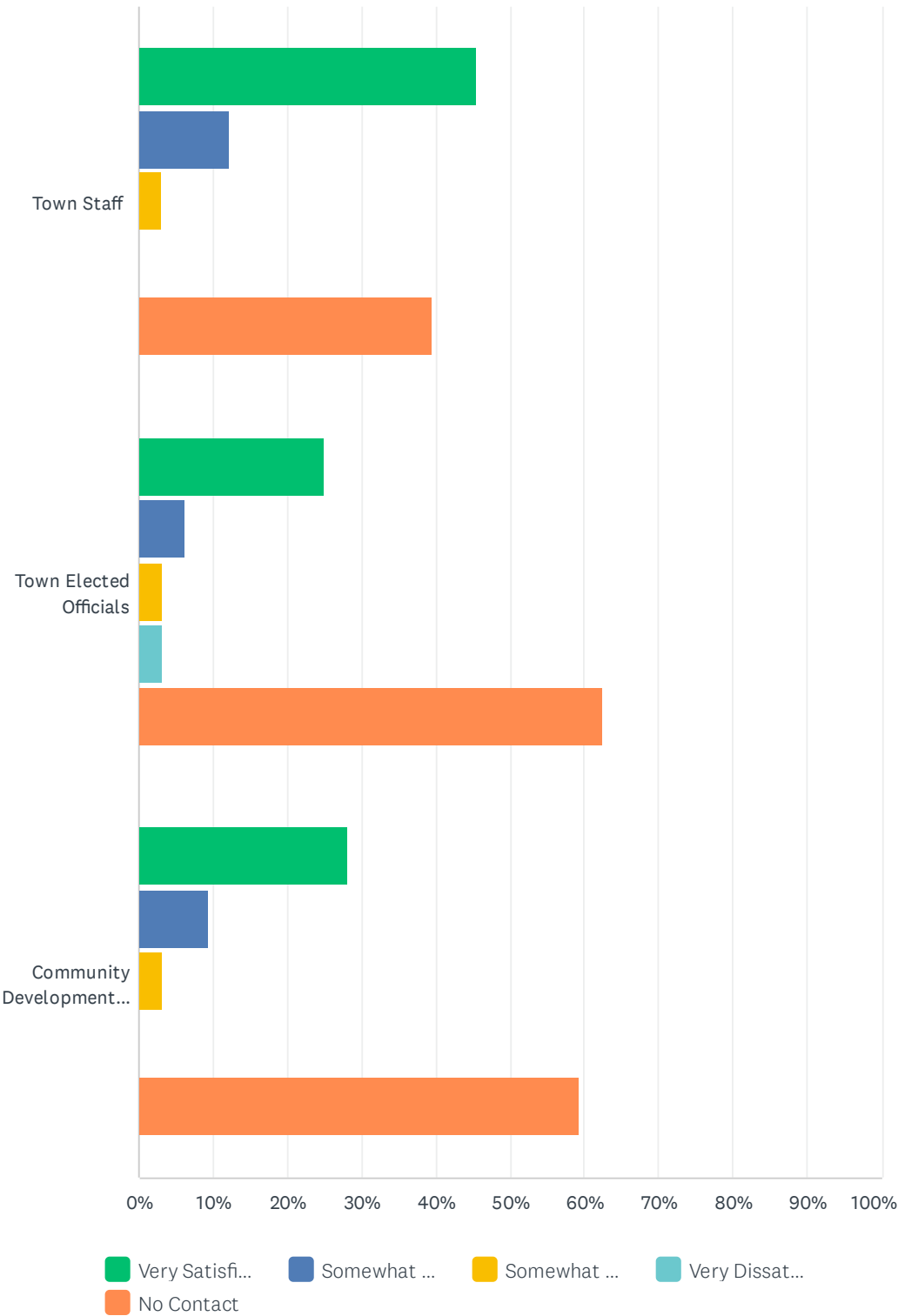
	IMPROVED	STAYED THE SAME	DECLINED	NOT APPLICABLE	TOTAL RESPONDENTS
Quality of Employees	18.75% 6	53.13% 17	12.50% 4	15.63% 5	32
Availability of Employees	15.15% 5	42.42% 14	27.27% 9	15.15% 5	33
Skill Level of Employees	15.63% 5	50.00% 16	15.63% 5	18.75% 6	32
Job Readiness of New Employees	12.50% 4	46.88% 15	18.75% 6	21.88% 7	32
Employee Retention Rate	9.38% 3	53.13% 17	15.63% 5	21.88% 7	32
Other Labor Force Factors	9.68% 3	41.94% 13	12.90% 4	35.48% 11	31

Q16 What training is required by your company, outside agencies, or is just nice to have (desired but not required)?

Answered: 29 Skipped: 4

Q17 Please note if you had contact with any of the following organizations over the past year, and your level of satisfaction with those organizations (please check the appropriate response):

Answered: 33 Skipped: 0

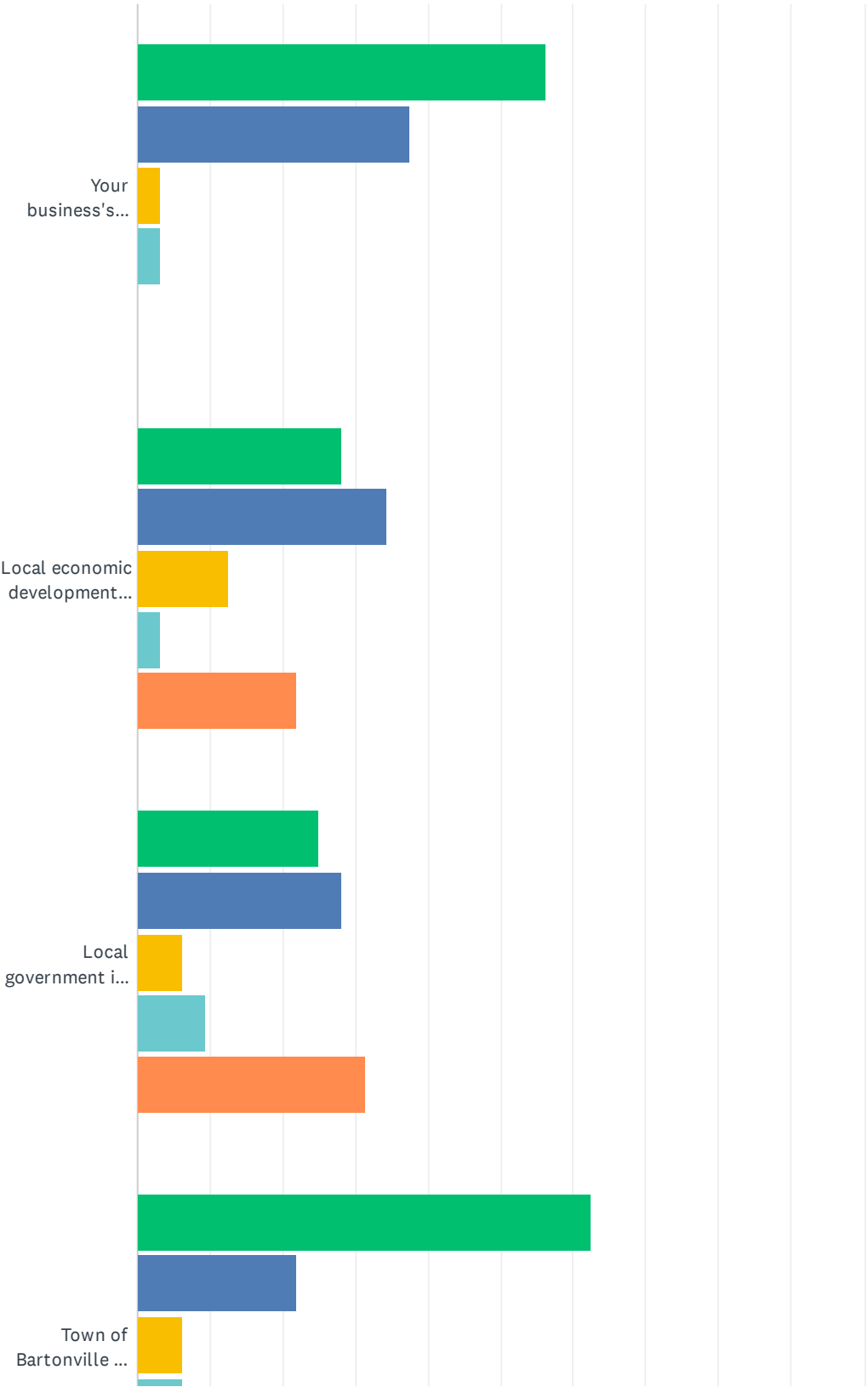


2023 Bartonville Community Development Corporation Business Retention and Expansion (BRE)
Survey

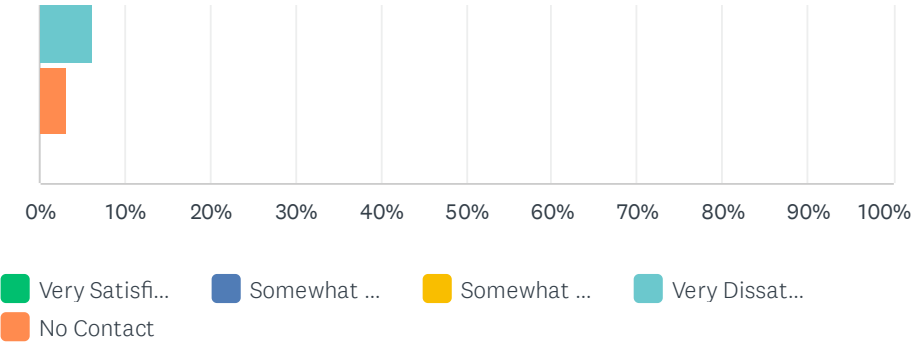
	VERY SATISFIED	SOMEWHAT SATISFIED	SOMEWHAT DISSATISFIED	VERY DISSATISFIED	NO CONTACT	TOTAL
Town Staff	45.45% 15	12.12% 4	3.03% 1	0.00% 0	39.39% 13	33
Town Elected Officials	25.00% 8	6.25% 2	3.13% 1	3.13% 1	62.50% 20	32
Community Development Corporation Members	28.13% 9	9.38% 3	3.13% 1	0.00% 0	59.38% 19	32

Q18 Overall, what is your level of satisfaction with the following issues (please check the appropriate response):

Answered: 32 Skipped: 1



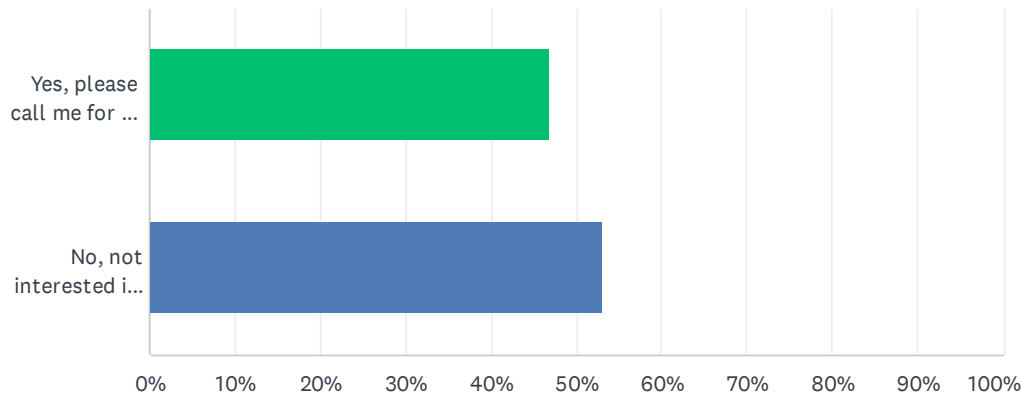
2023 Bartonville Community Development Corporation Business Retention and Expansion (BRE) Survey



	VERY SATISFIED	SOMEWHAT SATISFIED	SOMEWHAT DISSATISFIED	VERY DISSATISFIED	NO CONTACT	TOTAL
Your business's outlook for next year	56.25% 18	37.50% 12	3.13% 1	3.13% 1	0.00% 0	32
Local economic development efforts	28.13% 9	34.38% 11	12.50% 4	3.13% 1	21.88% 7	32
Local government in this community	25.00% 8	28.13% 9	6.25% 2	9.38% 3	31.25% 10	32
Town of Bartonville as a place to do business	62.50% 20	21.88% 7	6.25% 2	6.25% 2	3.13% 1	32

Q19 Would you like to receive a personal visit from BCDC members ?

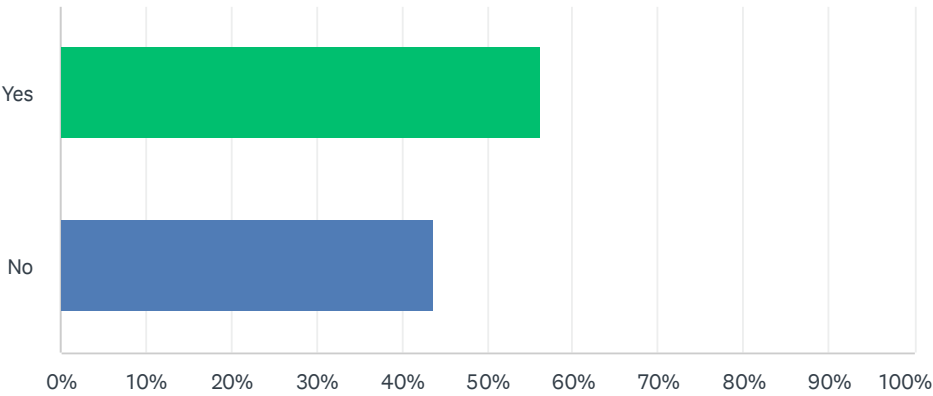
Answered: 32 Skipped: 1



ANSWER CHOICES	RESPONSES	
Yes, please call me for an appointment.	46.88%	15
No, not interested in being contacted.	53.13%	17
Total Respondents: 32		

Q20 Is your company experiencing any challenges?

Answered: 32 Skipped: 1



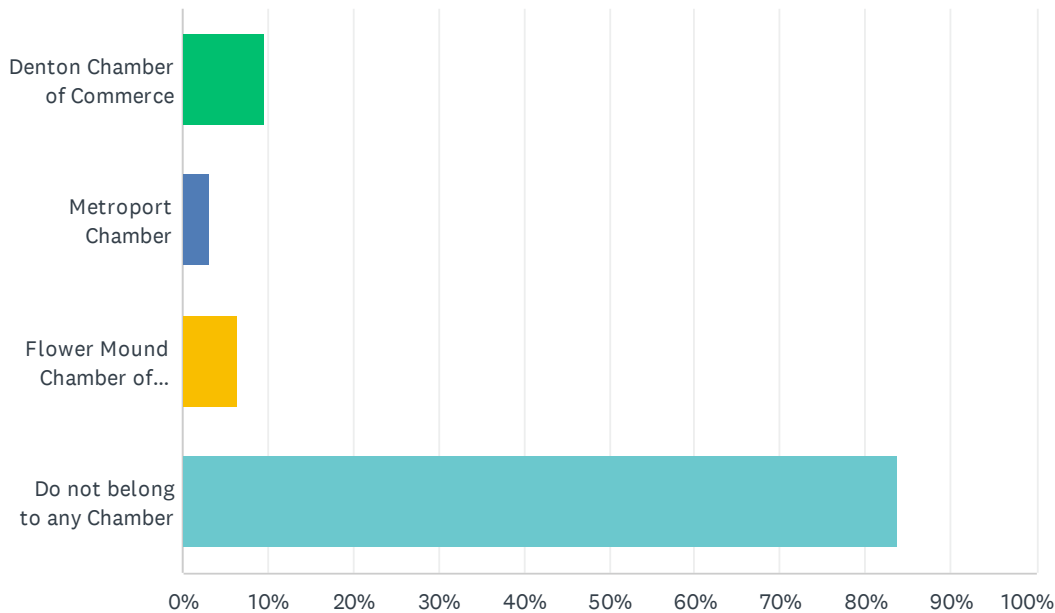
ANSWER CHOICES	RESPONSES	
Yes	56.25%	18
No	43.75%	14
Total Respondents: 32		

Q21 If you answered yes to question 18 can you please explain

Answered: 18 Skipped: 15

Q22 Is your business a member of any of the following Chambers (select all that apply)

Answered: 31 Skipped: 2



ANSWER CHOICES	RESPONSES	
Denton Chamber of Commerce	9.68%	3
Metroport Chamber	3.23%	1
Flower Mound Chamber of Commerce	6.45%	2
Do not belong to any Chamber	83.87%	26
Total Respondents: 31		

Q23 What programs or activities would you like the BCDC to consider moving forward to help support businesses?

Answered: 18 Skipped: 15

**Q24 Do you have any ideas or suggestions to improve business conditions
in the Town of Bartonville?**

Answered: 19 Skipped: 14