

Denton County

ESD No. 1

Annual Report



Year End Activity Report

2023



Table of Contents

Basic Analytics	Page
DCESD 1 Personnel	3
Incident Counts	4-5
Municipality Volume	6
Response Times – 90 th Percentile and Average Response Times	7
Community Outreach Events & Fire Inspection Reports & Training Division	8



DCESD1 Personnel

Operations

Captains	9
Apparatus Operators (Engineers)	9
Full-Time Firefighters (active)	20
Part-Time Employees (active)	16
Injuries/light duty/inactive	2
Total	56

Fire Administration

Fire Chief	1
Assistant Chief	1
Division Chief	1
Administrative Assistant	1
Director of Communications & Public Outreach	1
Total	5

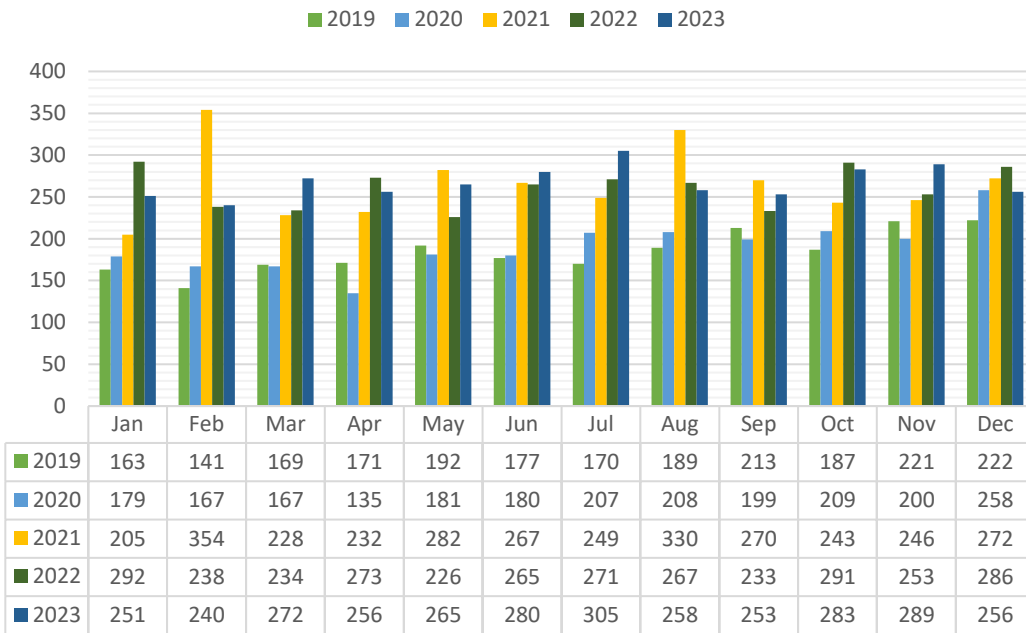
Department Paid Total	61
Department Total	65

Sworn Staff	59
Civilians	2
Operational Volunteers	2



DCESD Total Incident Count

**Comparison of Incidents
Over the past 5 years Month-by-Month**



Trending Annual Totals

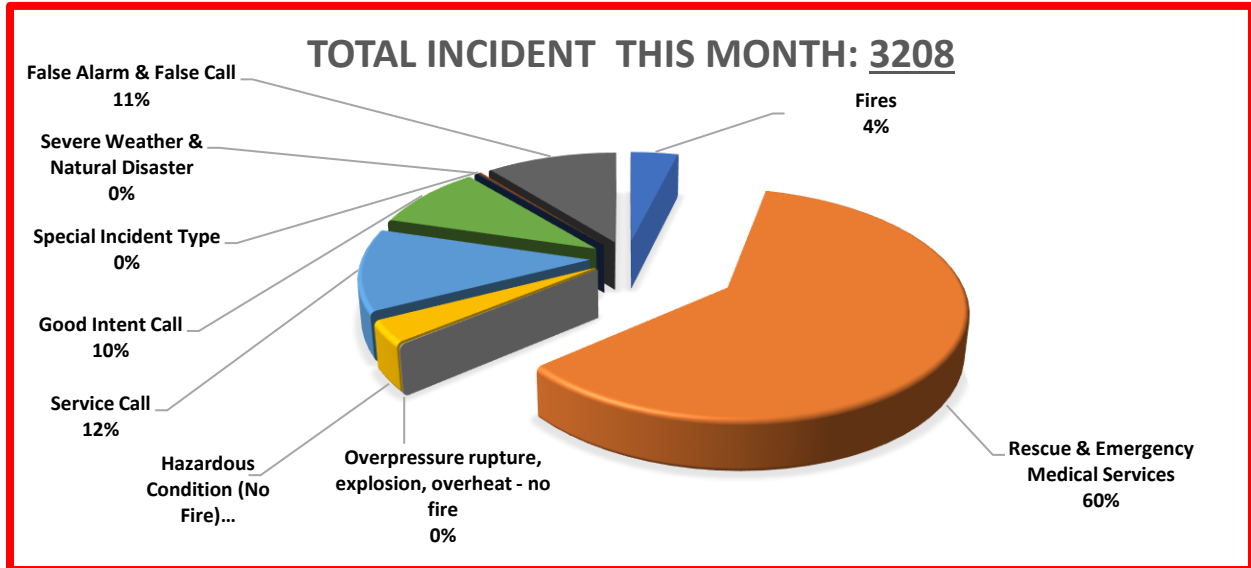
**Year-To-Date Comparison of
Incidents over 5 Years**



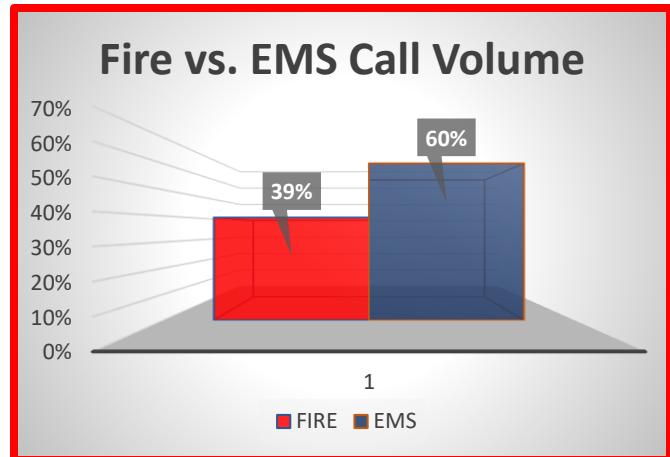
DCESD	YTD
2018	1680
2019	2215
2020	2290
2021	3178
2022	3129
2023	3208



INCIDENT STATISTICS

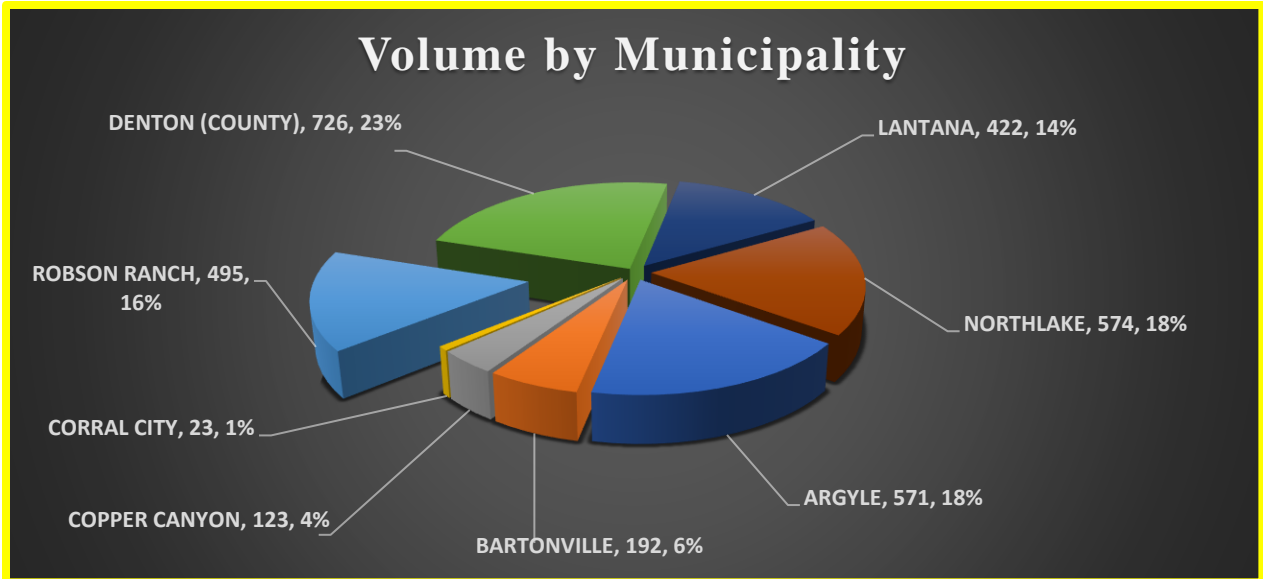


Major Incident Types	
Fires	123
Rescue & Emergency Medical Services	1935
Overpressure rupture, explosion – no fire	3
Hazardous Condition (No Fire)	106
Service Call	392
Good Intent Call	298
False Alarm & False Call	340
Severe Weather & Natural Disaster	4
Special Incident	7



Percentage of Overlapping Calls

Overlapping Calls	
# OVERLAPPING	% OVERLAPPING
1005	31.47%



Volume per Municipality	
MUNICIPALITY	# INCIDENTS
ARGYLE	571
BARTONVILLE	192
COPPER CANYON	123
CORRAL CITY	23
ROBSON RANCH	495
DENTON (COUNTY)	726
LANTANA	422
NORTHLAKE	574



Incident Response Times

2023 90th Percentile Assessment

Lights and Sirens – 90 TH Percentile Time (Dispatch to Arrival)	
Overall	10:49
FIRE	11:24
EMS	10:26

Internal Compliance Goal: Less than 8-minute response time from dispatch to first unit on arrival time. Assessment is performed by taking the total number of incidents where lights and sirens were utilized while responding to the incident.

NFPA 1710 Response Recommendations: Key performance objectives for...

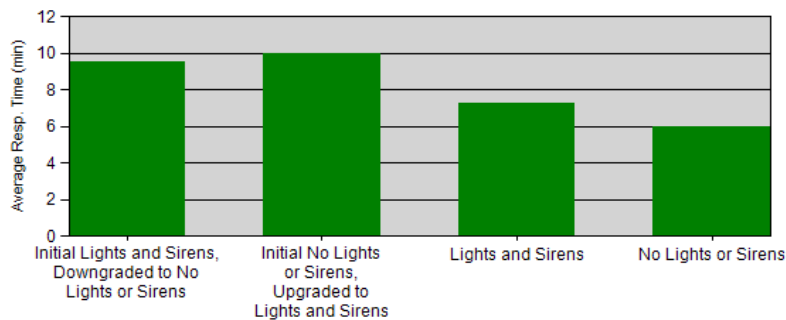
FIRE Response: (bunker gear required)

1. Turnout time: < 80 seconds
(1 minute: 20 seconds)
2. First Unit on scene: < 240 seconds
(4 minutes)

EMS Response: (no bunker gear required)

1. Turnout time: < 60 seconds
(1 minute)
2. First Unit on scene: < 240 seconds
(4 minutes)

Average Response and Turnout Time Assessment



RESPONSE MODE	TOTAL RESPONDING UNITS	AVERAGE RESPONSE TIME (minutes)
Initial Lights and Sirens, Downgraded to No Lights or Sirens	11	9.55
Initial No Lights or Sirens, Upgraded to Lights and Sirens	4	10
Lights and Sirens	4,882	7.26
No Lights or Sirens	285	6.01



Public Education

Community Outreach Events

Fire Station Tours	15
Public Education Events	142
Community CPR Classes	11
- Total CPR Students	202
Total Events	168

Training Division

Total ISO Training Hours Logged / Month	14,963
- EMS Training Hours Logged / Month	2,157
- FIRE Training Hours Logged / Month	12,319
- Administrative Training / Month	487

Fire Inspection Report

INSPECTION TYPE: Alarm System Test	
Bank	1
Low Hazard Storage	1
Single Family Residence	1
INSPECTION TYPE: Annual	
Assembly	1
Auto Sales and Maintenance	2
Day Care	2
Mercantile	1
INSPECTION TYPE: Certificate of Occupancy	
Assembly	9
Auto Sales and Maintenance	1
Bank	2
Business Office	38
Day Care	3
Elementary School	1
High School	1
Intermediate School	4
Low Hazard Storage	9
Medical, Surgical, Psychiatric	2
Medical/Dental Office	10
Mercantile	10
Multi-Family Residential	5
Salon	3
Sports Complex	1

INSPECTION TYPE: Complaint	
Auto Sales and Maintenance	1
Intermediate School	2
INSPECTION TYPE: Fire Protection System Inspection	
Assembly	9
Auto Sales and Maintenance	3
Bank	3
Business Office	8
Church/Places of Worship	6
Day Care	2
Elementary School	3
Intermediate School	7
Low Hazard Storage	6
Medical, Surgical, Psychiatric	1
Medical/Dental Office	9
Mercantile	5
Multi-Family Residential	15
Salon	3
Single Family Residence	192
INSPECTION TYPE: Hood and Duct Inspection	
Assembly	1
INSPECTION TYPE: Reinspection	
Medical/Dental Office	1
Mercantile	1

Total # of Inspections: 386