

ULTIMATE AWNING



ULTIMATE AWNING WINDOW IN STAINED MULTI-GRAIN DOUGLAS FIR WITH MATTE BLACK HARDWARE



ULTIMATE AWNING AND PICTURE WINDOWS WITH MATTE BLACK HARDWARE AND DESIGNER BLACK SASH/WHITE FRAME

ULTIMATE AWNING

A top-hinged alternative or complement to a casement window, the Ultimate Awning window is designed for performance and quality. With industry-leading sizes, the Ultimate Awning can be used on its own as a convenient option for hard to reach areas like over a sink or counter, or as a complement to adjacent windows, allowing fresh air access.



AWNING WITH FOLDING HANDLE
IN SATIN NICKEL



AWNING PUSH OUT WITH PUSH OUT HANDLE
IN OIL RUBBED BRONZE

DIVIDED LITES



ULTIMATE INSWING FRENCH DOOR G2 AND ROUND TOP WINDOW WITH CUSTOM SIMULATED DIVIDED LITES



DIVIDED LITES

Simulated divided lites, available in a number of different styles, mimic the look of individual panes of glass with the energy efficiency of dual pane insulated glass.


Our custom capabilities allow us to create almost any divided lite pattern to match your design style.



SIMULATED DIVIDED LITE (SDL)
SDL bars are permanently adhered to both sides of the glass. Simulated Divided Lites with Spacer Bars (SDLs) are an energy-efficient way to create the look of authentic divided lites.

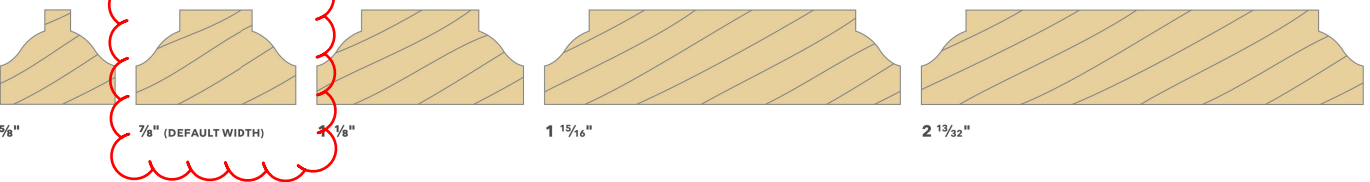


AUTHENTIC DIVIDED LITE (ADL)
Separate panes of glass are glazed between muntin bars for historical accuracy. Available exclusively with wood exterior units.

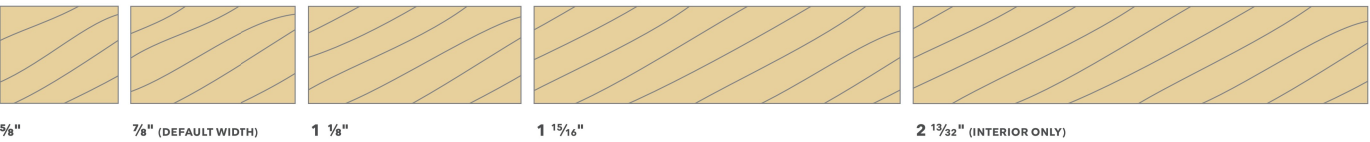


GRILLES-BETWEEN-THE-GLASS (GBG)
Grilles are permanently installed between the glass panes. This low-maintenance grille offers the look of a divided lite pattern with the ease of cleaning just one pane of glass. Available with different interior and exterior colors.

OGEE DIVIDED LITE WIDTHS



SQUARE DIVIDED LITE WIDTHS



EXTERIOR FINISH OPTIONS

STONE WHITE
COCONUT CREAM
SIERRA WHITE
CASHMERE
PEBBLE GRAY
HAMPTON SAGE
CADET GRAY
CLAY
CASCADE BLUE
SUEDE
GUNMETAL
WINEBERRY
BRONZE
BAHAMA BROWN
EVERGREEN
EBONY
BRIGHT SILVER (PEARLESCENT)
COPPER (PEARLESCENT)
LIBERTY BRONZE (PEARLESCENT)

CUSTOM COLOR: ANY COLOR YOU WANT

EXTRUDED ALUMINUM

Extruded aluminum is an extremely tough cladding that protects wood windows, mimics the profiles of wood, and provides superior durability. It is the most commonly ordered exterior material for our Ultimate products.

Select from our palette of 19 durable extruded aluminum colors, including a spectrum of rich hues and three pearlescent finishes. If you have more specialized needs, we can also work with you to create a custom color.

WOOD

Wood is a premium material for windows and doors, offering classic aesthetic appeal, many options for customization, and design versatility.

We treat exposed millwork with a water repellent wood preservative to help it last longer. Choose from one of the four options below. Each is ready to be finished to match your project's exacting requirements.

PINE
VERTICAL GRAIN DOUGLAS FIR
MAHOGANY
WESTERN RED CEDAR
Exterior trim package only



Double Hung G2 window in Ebony



Double Hung G2 window in Suede