



BRISTOL HISTORIC DISTRICT COMMISSION

APPLICATION FOR REVIEW OF PROPOSED WORK

1. Property Address (Street & No.) 35 Church St

2. Plat # 014 Lot # 0048 Contributing _____ Non-Contributing _____

3. a. Applicant: Robert Jacobus

Mailing Address: 35 Church St, Bristol RI 02809

Phone: Day 401-396-9036 Evening 401-396-9036

b. Owner (if different from applicant written authorization of owner required): Same

Mailing Address: _____

Phone: Day _____ Evening _____

4. a. Architect/Draftsman: None

Address: _____

Phone: Day _____ Evening _____

b. Contractor: Trevor Samuel

Address: 67 Catherine St Bristol RI 02809

Phone: Day 401-258-7095 Evening Same

5. Work Category: Replacing in-kind* authorization required _____

_____ New Structure(s) _____ Partial Demolition of Structure(s)

_____ Addition to Structure(s) _____ Total Demolition of Structure(s)

_____ Remodeling of Structure _____ Sign(s) / Landscaping Features

6. Description of proposed work: Replace exterior shutters on 17 windows with equivalent PVC (AZEK like) shutters

*All changes must match the existing in materials, design and configuration.

KUDO @ Posteo.net

2024 APR 11 PM 3:03
TOWN OF BRISTOL
COMMISSION DEPT.

(Continued): _____

_____ Check here if

continued on additional sheets.

7. Included with the application (check those applicable):

PHOTOGRAPHS: Please label all photographs submitted.

_____ Overall view of property from street(s) Overall views of building

Existing details to be altered by work

Other (Identify) existing shutter, hardware detail, vendor detail
PVC info

Drawings: Maximum size accepted: 11" x 17"

_____ Site Plan(s) (drawn to scale) _____ Floor plan(s) (drawn to scale)

_____ Exterior Elevations _____ Details

OTHER: _____ Renderings _____ Catalogue Cuts _____ Specifications

_____ Other (Identify) _____

Robert L. Jacobs
Applicant's Name - Printed

Robert L. Jacobs
Applicant's Signature

Date: 4/11/2024

Contact Person if other than Applicant:


Name (Printed): _____

Phone: Day _____ Evening _____

A Certificate of Appropriateness (Green Sheet) is valid for one year from the date of issuance.

Note: If work on a project has started within twelve months of its approval date, you have as long as is necessary to finish the job (in other words, longer than a year).


What Is Azek? Should I Use PVC Trim?



When exterior woodwork is damaged and needs replacing, one great option for completing the repair is **PVC trim**. **Azek** is the most prominent brand name in the world of PVC trim at this time. This type of material presents several significant benefits for homeowners, and is definitely worth considering when replacing rotten wood.

PVC trim can be cut and shaped in any way that wood can be, and it is also paintable to match the rest of your home. In fact, it functions like wood visually and practically, with one important difference: **PVC will never rot!**

(<https://agwilliamspainting.com/wp-content/uploads/2012/06/azek-window-trim.jpg>) Besides being waterproof and incapable of rotting, Azek and other PVC trims will not allow damage from termites, carpenter bees or other woodboring insects, and it is naturally antimicrobial and mildew-resistant.



There are two disadvantages to using Azek that stop some people from

using it. First, as a manufactured material, it lacks some of the natural charm that many people admire in the grain and knots of real wood. Also, PVC trim costs more than natural lumber, so the cost of switching over can be prohibitive to some. An easy solution for this is to use Azek on an as-needed basis, gradually replacing rotted wood with PVC one or two pieces at a time when wood becomes damaged.

A.G. Williams, a painting contractor (<https://agwilliamspainting.com/>) and carpentry company serving New York and Connecticut, is experienced and knowledgeable with all kinds of exterior home repair issues. We would be happy to answer any questions you might have, including giving you a free estimate for repairing your damaged wood with Azek and/or repainting your home exterior. We serve Larchmont, Edgemont, Armonk, Cos Cob, North Stamford and the surrounding counties.

Read these tips (<https://agwilliamspainting.com/blog/2009/10/hire-a-painting-contractor/>) if you are thinking about hiring a painting contractor (<https://agwilliamspainting.com/blog/2013/02/should-i-hire-an-interior-painting-contractor/>).

Share:



(<https://www.facebook.com/sharer.php?u=https%3A%2F%2Fagwilliamspainting.com%2Fblog%2F2012%2F06%2Fwhat-is-azek-should-i-use-pvc-trim%2F>)



2014



2016

Existing Shutter 2024



Hardware Detail



Herd ware detail




Vendor info 01


Repeating history, accurately and beautifully.

The Architectural Collection

Architectural Collection | Louvered Colonial | Board and Batten Red 650



Vendor detail 02



Add a third horizontal rail to underscore the clean, crisp lines of true open louvers. Our open louver shutters deliver authenticity and timeless aesthetics as they let light and breezes flow through. Innovative materials and engineering ensure that Atlantic louvers will not warp, rot or bow, unlike wood louvers—nor will they require painstaking painting.



Atlantic
Premium Shutters

Introducing a vast collection of home interior and exterior products that express home design in every way imaginable.

See More




Westlake
Royal Building Products

Architectural Collection ~

The shutters of the Architectural Collection are designed to provide the ultimate refinement. Using an innovative mix of advanced, high-quality materials, these shutters deliver a lifetime of elegant, low-maintenance sophistication. The fully-functional shutters of the Architectural Collection are comprised of Raised Panel, Louvered, Combination and Bahama styles. These shutters are historically-accurate and have been approved by numerous historical districts and preservation societies. We guarantee the beauty of the Architectural Collection shutters for life. Backed by a limited lifetime structural and finish warranty, these shutters will not crack, split, rot, bend, peel or flake.


Raised Panel ~



Rails: Structural PVC with smooth outer skin
 Panels: Proprietary exterior grade composite wood materials
 Stiles: Pultruded Structural Fiberglass
 Primer: On panels only marine grade
 Paint Finish: Two-part Urethane

Thickness: 1"
 Width: 12" - 30" (in 1/8" increments)
 Height: 24" - 108" (in 1/8" increments)
 Vertical Stile: 2-1/2"
 Top Rail: 3"
 Middle Rail: 3"
 Bottom Rail: 3"
 No Mechanical Fasteners


Louvered Colonial ~



Each shutter is prefinished using a multi-step finishing process. Choose from 31 standard colors or your own custom color. For full color offering, see pages 34 & 35.

Hardware sold separately, see page 33.

Vendor Detail 03



Cut-outs available for Architectural & Classic