

Cedar

SIGN PANEL TO BE WOOD. TEXT TO BE PROVIDED.
 HIGH STREET SIGN TO BE SINGLE SIDED FACING STREET.
 STATE STREET SIGN TO BE DOUBLE SIDED.
 COLORS TO MATCH EXISTING TOWN OF BRISTOL SIGNS.
 SEE ARCHITECTS DWGS. SUBMIT SHOP DRAWINGS FOR APPROVAL

MATTE BLACK SIGN W/
 GOLD LETTERING AND 1/2" W.
 RECESSED BORDER SEE
 ARCHITECT'S DRAWINGS
 5' LONG CORE LIGHTING
 LED STRIP LIGHT
 LWW-1 205L
 1/2" AIR GAP BETWEEN
 WOOD SIGN PANEL AND
 STONE MASONRY
 2" WALL CAP TO MATCH
 EXISTING BLDG. STONE
 ELECTRIC JUNCTION
 BOX FOR LIGHTING TO
 BE PLACED ON
 BUILDING SIDE OF SIGN
 IN LEAST VISIBLE
 POSITION
 CENTER 9/2" FROM EDGE OF CONCRETE

4" 50 x 48" BOX STEEL INTERIOR SIGN
 SUPPORT POSTS. INSERT INTO PVC
 SLEEVES AND EPOXY IN PLACE
 3" Ø PVC SLEEVE SET IN CONCRETE WALL
 TO RECEIVE BOX STEEL SUPPORTS
 CORE LIGHTING LWW-1 205L 1 20V LED
 STRIP WALL WASH W/ GLARE SHIELD AND
 ADJUSTABLE KNUCKLE AVAILABLE FROM
 BRILLIANT LIGHTING (508-65 1-522 1)
 OR APPROVED EQUAL
 2" STONE CAP TO MATCH
 BUILDING STONE
 BRICK TO BE MORTARED W/
 RECESSED JOINTS
 BRICK VENEER TO CONTINUE ONE
 FULL ROW BELOW GRADE


FINISH GRADE
 6" OF LOAM # SEED
 OR PLANTINGS
 CONCRETE, 4000 PSI
 1 2" COMPACTED
 SUB-BASE
 OF GRANULAR
 MATERIAL
 TO BE 1 2" WIDER
 THAN BASE OF WALL
 SUBGRADE

ELEVATION VIEW

2" x 1 4" w x VARIED
 LENGTH WALL CAP TO
 MATCH EXISTING BLDG.
 STONE IN TYPE AND
 FINISHES ON ALL
 EXPOSED EDGES
 BRICK VENEER
 WOOD SIGN PANEL
 BOX STEEL SIGN
 SUPPORT POST
 REINFORCED C.I.P.
 CONCRETE SIGN WALL

PLAN VIEW

SECTION VIEW A-A



- BRICKWORK
- WOOD SIGN PANELS
- BOX STEEL
- WOOD SIGN POSTS
- WOOD SIGN SUPPORTS
- WOOD SIGN BASES
- WOOD SIGN BRACKETS


ALTER

SIGN ALTERNATE #4

Proposed Preliminary Sign Design

Sign Body - 44" x 66" x 3/4" MDO Box (2 sided Sign)

44" x 66" x 3/4" MDO Backing Board (1 Sided Sign)




3/4" Raised Outside Border of Sign Panel
Gold Leaf

9" Raised Circle Plaque (Town Seal)

3.5 " Ht
Carved Raised Lettering
Gold Leaf

2" Ht
Carved Incised Lettering
Gold Leaf



Raised Sign Panel - 38" x 60" x 1" HDU Board

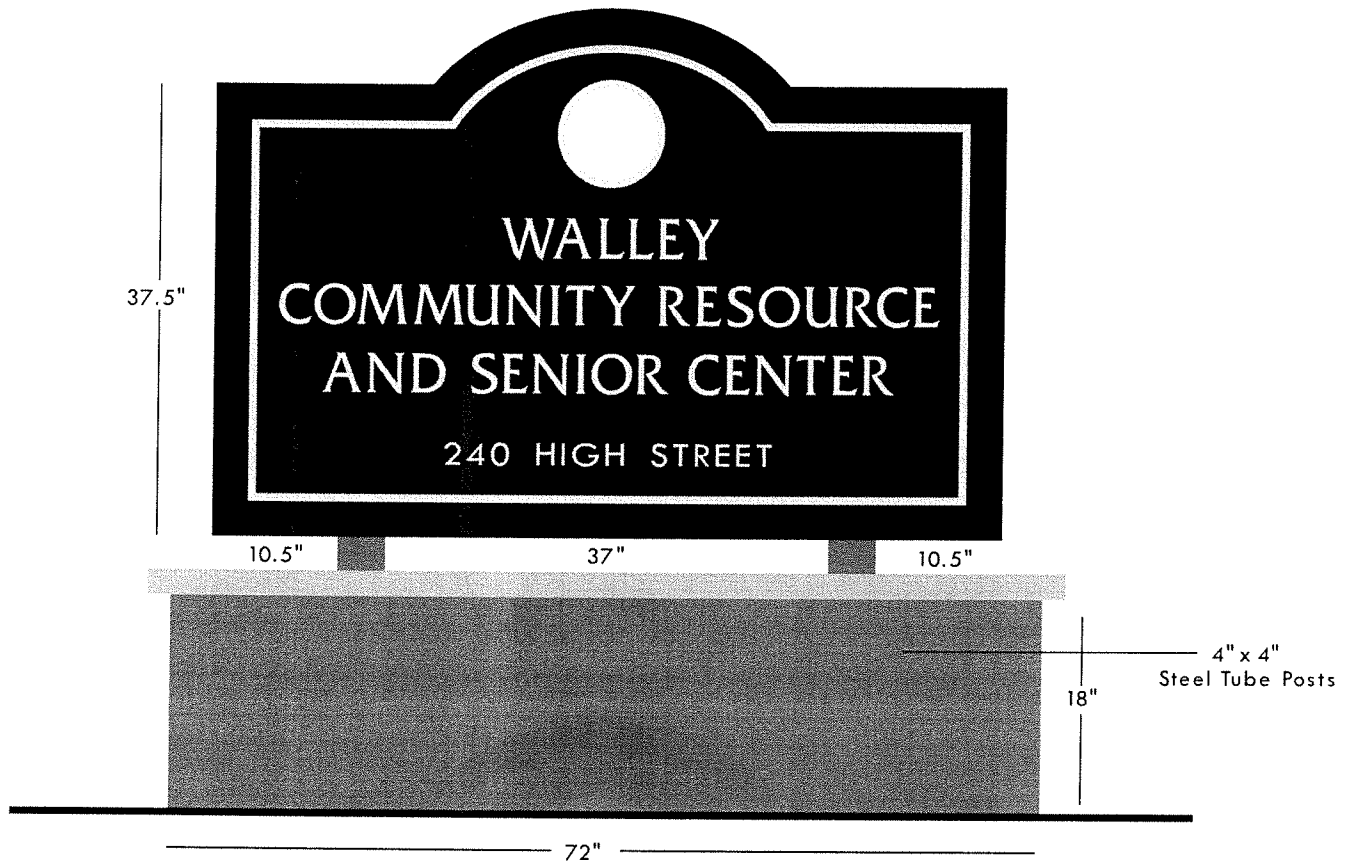
Raised Sign Panel - Satin Black Background or
Black Sand Background

T.Depoto / Hand Made Signs
401.525.0893 / handmadesignart@gmail.com
100 Elm St Bx16 Warren,RI 02885

Proposed Preliminary Sign Design

Sign Body - 44" x 66" x 3/4" MDO Box (2 sided Sign)

44" x 66" x 3/4" MDO Backing Board (1 Sided Sign)




3/4" Raised Outside Border of Sign Panel
Gold Leaf

9" Raised Circle Plaque (Town Seal)

3.5 " Ht
Carved Raised Lettering
Gold Leaf

2" Ht
Carved Incised Lettering
Gold Leaf



Raised Sign Panel - 38" x 60" x 1" HDU Board

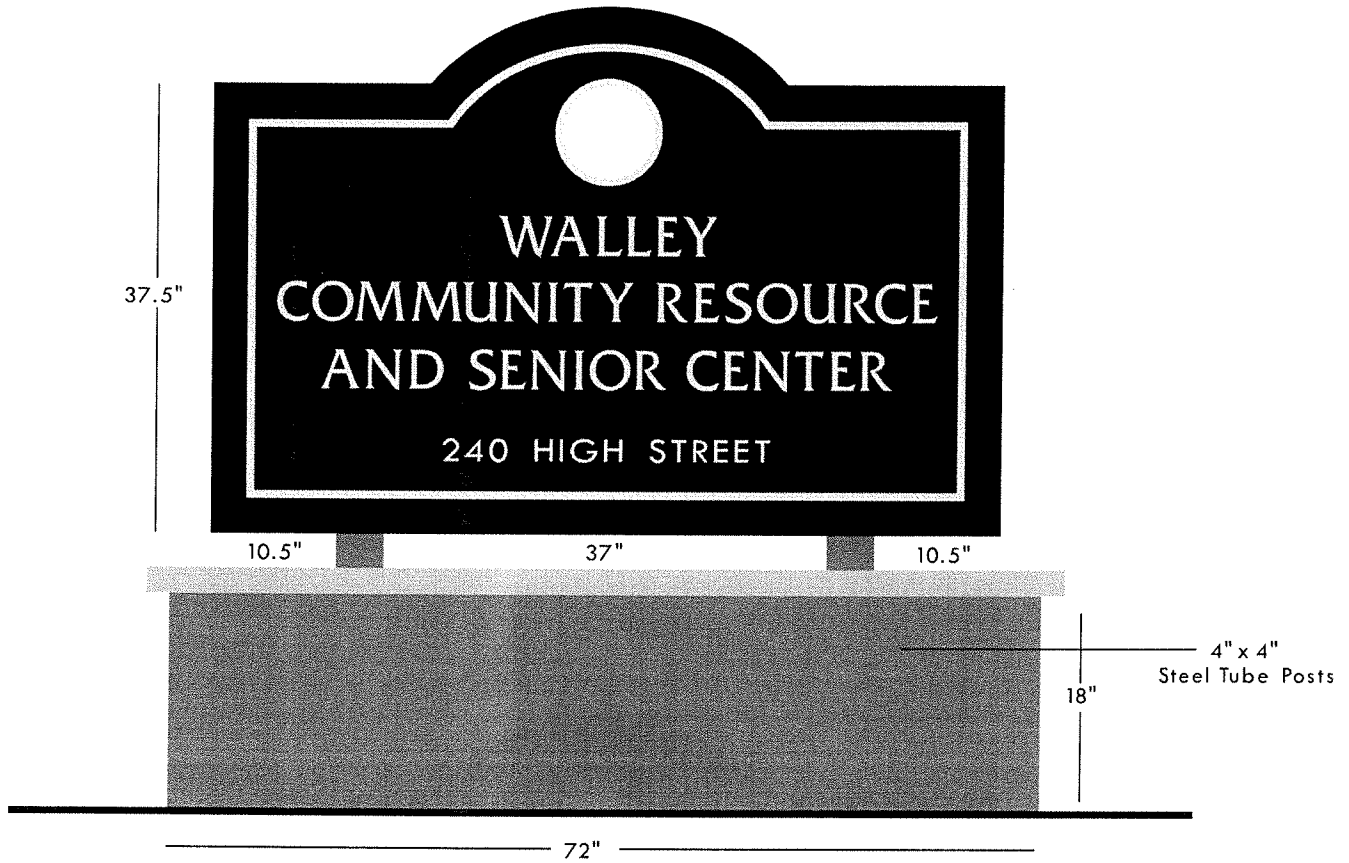
Raised Sign Panel - Satin Black Background or
Black Sand Background

T.Depoto / Hand Made Signs
401.525.0893 / handmadesignart@gmail.com
100 Elm St Bx16 Warren,RI 02885

Proposed Preliminary Sign Design

Sign Body - 44" x 66" x 3/4" MDO Box (2 sided Sign)

44" x 66" x 3/4" MDO Backing Board (1 Sided Sign)




3/4" Raised Outside Border of Sign Panel
Gold Leaf

9" Raised Circle Plaque (Town Seal)

3.5 " Ht
Carved Raised Lettering
Gold Leaf

2" Ht
Carved Incised Lettering
Gold Leaf



Raised Sign Panel - 38" x 60" x 1" HDU Board


Raised Sign Panel - Satin Black Background or
Black Sand Background

T.Depoto / Hand Made Signs
401.525.0893 / handmadesignart@gmail.com
100 Elm St Bx16 Warren,RI 02885

Proposed Preliminary Sign Design

Sign Body - 44" x 66" x 3/4" MDO Box (2 sided Sign)

44" x 66" x 3/4" MDO Backing Board (1 Sided Sign)




3/4" Raised Outside Border of Sign Panel
Gold Leaf

9" Raised Circle Plaque (Town Seal)

3.5" Ht
Carved Raised Lettering
Gold Leaf

2" Ht
Carved Incised Lettering
Gold Leaf



Raised Sign Panel - 38" x 60" x 1" HDU Board

Raised Sign Panel - Satin Black Background or
Black Sand Background

T.Depoto / Hand Made Signs
401.525.0893 / handmadesignart@gmail.com
100 Elm St Bx16 Warren,RI 02885