

# HARBORSIDE HOLDINGS

## 360 HOPE ST.

Quote #: UYQZELB

A Proposal for Window and Door Products prepared for:

**Shipping Address:**

HUMPHREYS MARVIN BUILDING CTR  
590 MAIN RD  
TIVERTON, RI 02878-1300



MARK SHUMAN  
HUMPHREYS MARVIN BUILDING CTR  
590 MAIN RD  
TIVERTON, RI 02878-1300  
Phone: (401) 841-8800

Email: marks@hbsri.com

This report was generated on 10/31/2024 2:01:28 PM using the Marvin Order Management System, version 0004.12.00 (Current). Price in USD. Unit availability and price are subject to change. Dealer terms and conditions may apply.

**Project Description:**

*REVIEW ALL SIZES, COUNTS, SPECIFICATIONS, TEMPERING AND EGRESS PRIOR TO ORDERING. THIS QUOTE EXCLUDES ANYTHING NOT STATED. \*\*\*UNIT AVAILABILITY AND PRICES SUBJECT TO CHANGE\*\*\**

*ULTIMATE CLAD INSERT PRODUCT*

*EBONY EXTERIOR - PREFINISHED DESIGNER BLACK INTERIOR*

*LOW E II WITH ARGON GLAZING - 4 STATIONARY UNITS LOW E ONLY DUE TO SIZE*

*5/8" SDL GRILLES WITH SPACER BAR*

*MATTE BLACK HARDWARE & FULL SCREENS ON WINDOWS*

*3 1/4" BASE JAMB*

**Featuring products from:**



## UNIT SUMMARY

The following is a schedule of the windows and doors for this project. For additional unit details, please see Line Item Quotes.

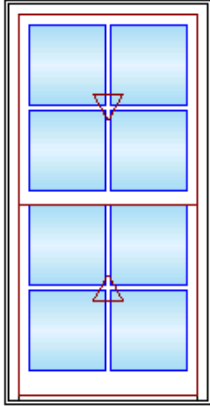
Additional charges, tax or Terms and Conditions may apply. Detail pricing is per unit.

NUMBER OF LINES: 6		TOTAL UNIT QTY: 17		EXT NET PRICE: USD 23,689.44		
LINE	MARK UNIT	PRODUCT LINE	ITEM	NET PRICE	QTY	EXTENDED NET PRICE
1		Ultimate	Double Hung Insert G2 IO 28" X 52 1/2" Entered as Inside Opening 28" X 52 1/2"	1,418.40	10	14,184.00
2		Ultimate	Double Hung Insert G2 IO 25 1/2" X 44 1/2" Entered as Inside Opening 25 1/2" X 44 1/2"	1,296.72	1	1,296.72
3		Ultimate	Double Hung Insert G2 IO 36" X 47 1/2" Entered as Inside Opening 36" X 47 1/2"	1,460.16	3	4,380.48
4		Ultimate	Double Hung Insert G2 IO 26" X 47 1/2" Entered as Inside Opening 26" X 47 1/2"	1,355.76	1	1,355.76
5		Ultimate	Double Hung Insert G2 IO 32 1/2" X 60 1/2" Entered as Inside Opening 32 1/2" X 60 1/2"	1,588.32	1	1,588.32
6		Ultimate	Casement Narrow Frame IO 12 1/2" X 52 1/2" Entered as Inside Opening 12 1/2" X 52 1/2"	884.16	1	884.16

## LINE ITEM QUOTES

The following is a schedule of the windows and doors for this project. For additional unit details, please see Line Item Quotes. Additional charges, tax or Terms and Conditions may apply. Detail pricing is per unit.

Line #1	Mark Unit:	Net Price:		1,418.40
Qty: 10		Ext. Net Price:	USD	14,184.00



As Viewed From The Exterior

**Entered As:** IO  
**FS** 27 5/8" X 52 49/64"  
**IO** 28" X 52 1/2"  
**Egress Information**  
 Width: 23 15/16" Height: 21 21/64"  
 Net Clear Opening: 3.55 SqFt  
**Performance Information**  
 U-Factor: 0.31  
 Solar Heat Gain Coefficient: 0.27  
 Visible Light Transmittance: 0.46  
 Condensation Resistance: 55  
 CPD Number: MAR-N-441-01613-00001  
**Performance Grade**  
 Licensee #1149  
 AAMA/WDMA/CSA/101/I.S.2/A440-11  
 LC-PG50 1153X2215 mm (45.38X87.19 in)  
 LC-PG50 DP +50/-50  
 FL28134

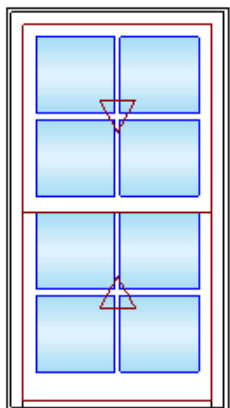
Ebony Clad Exterior  
 Painted Interior Finish - Designer Black - Pine Interior  
 Ultimate Double Hung Insert G2  
 Inside Opening 28" X 52 1/2"  
 8° Degree Frame Bevel  
 Top Sash  
 Ebony Clad Sash Exterior  
 Painted Interior Finish - Designer Black - Pine Sash Interior  
 IG  
 Low E2 w/Argon  
 Black Perimeter and Spacer Bar  
 5/8" SDL - With Spacer Bar - Black  
 Rectangular - Special Cut 2W2H  
 Ebony Clad Ext - Painted Interior Finish - Designer Black - Pine Int  
 Ogee Interior Glazing Profile  
 Bottom Sash  
 Ebony Clad Sash Exterior  
 Painted Interior Finish - Designer Black - Pine Sash Interior  
 IG  
 Low E2 w/Argon  
 Black Perimeter and Spacer Bar  
 5/8" SDL - With Spacer Bar - Black  
 Rectangular - Special Cut 2W2H  
 Ebony Clad Ext - Painted Interior Finish - Designer Black - Pine Int  
 Ogee Interior Glazing Profile  
 Black Interior Weather Strip Package  
 Black Exterior Weather Strip Package  
 Matte Black Sash Lock  
 Matte Black Top Sash Strike Plate Assembly Color  
 Aluminum Screen  
 Ebony Surround  
 Bright View Mesh  
 \*\*\*Screen/Combo Ship Loose  
 3 1/4" Jamb

**\*\*\*Note: Unit Availability and Price is Subject to Change**

Line #2	Mark Unit:	Net Price:		1,296.72
Qty: 1		Ext. Net Price:	USD	1,296.72



Ebony Clad Exterior  
 Painted Interior Finish - Designer Black - Pine Interior  
 Ultimate Double Hung Insert G2  
 Inside Opening 25 1/2" X 44 1/2"  
 8° Degree Frame Bevel  
 Top Sash  
 Ebony Clad Sash Exterior  
 Painted Interior Finish - Designer Black - Pine Sash Interior  
 IG  
 Low E2 w/Argon  
 Black Perimeter and Spacer Bar  
 5/8" SDL - With Spacer Bar - Black  
 Rectangular - Special Cut 2W2H  
 Ebony Clad Ext - Painted Interior Finish - Designer Black - Pine Int  
 Ogee Interior Glazing Profile



As Viewed From The Exterior

**Entered As:** IO

**FS** 25 1/8" X 44 49/64"

**IO** 25 1/2" X 44 1/2"

**Egress Information**

Width: 21 7/16" Height: 17 21/64"

Net Clear Opening: 2.58 SqFt

**Performance Information**

U-Factor: 0.31

Solar Heat Gain Coefficient: 0.27

Visible Light Transmittance: 0.46

Condensation Resistance: 55

CPD Number: MAR-N-441-01613-00001

**Performance Grade**

Licensee #1149

AAMA/WDMA/CSA/101/I.S.2/A440-11

LC-PG50 1153X2215 mm (45.38X87.19 in)

LC-PG50 DP +50/-50

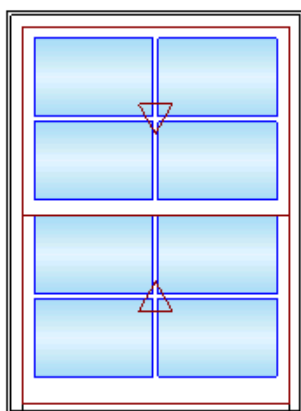
FL28134

- Bottom Sash
- Ebony Clad Sash Exterior
- Painted Interior Finish - Designer Black - Pine Sash Interior
- IG
- Low E2 w/Argon
- Black Perimeter and Spacer Bar
- 5/8" SDL - With Spacer Bar - Black
- Rectangular - Special Cut 2W2H
- Ebony Clad Ext - Painted Interior Finish - Designer Black - Pine Int
- Ogee Interior Glazing Profile
- Black Interior Weather Strip Package
- Black Exterior Weather Strip Package
- Matte Black Sash Lock
- Matte Black Top Sash Strike Plate Assembly Color
- Aluminum Screen
- Ebony Surround
- Bright View Mesh
- \*\*\*Screen/Combo Ship Loose

3 1/4" Jambs

**\*\*\*Note: Unit Availability and Price is Subject to Change**

Line #3	Mark Unit:	Net Price:		1,460.16
Qty: 3		Ext. Net Price:	USD	4,380.48



As Viewed From The Exterior

**Entered As:** IO

**FS** 35 5/8" X 47 1/4"

**IO** 36" X 47 1/2"

**Egress Information**

Width: 31 15/16" Height: 18 9/16"

Net Clear Opening: 4.12 SqFt

**Performance Information**

U-Factor: 0.31

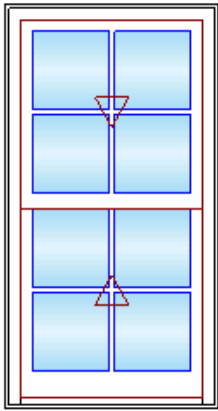
Solar Heat Gain Coefficient: 0.27

- Ebony Clad Exterior
- Painted Interior Finish - Designer Black - Pine Interior
- Ultimate Double Hung Insert G2
- Inside Opening 36" X 47 1/2"
- 0° Degree Frame Bevel
- Top Sash
- Ebony Clad Sash Exterior
- Painted Interior Finish - Designer Black - Pine Sash Interior
- IG
- Low E2 w/Argon
- Black Perimeter and Spacer Bar
- 5/8" SDL - With Spacer Bar - Black
- Rectangular - Special Cut 2W2H
- Ebony Clad Ext - Painted Interior Finish - Designer Black - Pine Int
- Ogee Interior Glazing Profile
- Bottom Sash
- Ebony Clad Sash Exterior
- Painted Interior Finish - Designer Black - Pine Sash Interior
- IG
- Low E2 w/Argon
- Black Perimeter and Spacer Bar
- 5/8" SDL - With Spacer Bar - Black
- Rectangular - Special Cut 2W2H
- Ebony Clad Ext - Painted Interior Finish - Designer Black - Pine Int
- Ogee Interior Glazing Profile
- Black Interior Weather Strip Package
- Black Exterior Weather Strip Package
- Matte Black Sash Lock
- Matte Black Top Sash Strike Plate Assembly Color

Visible Light Transmittance: 0.46  
 Condensation Resistance: 55  
 CPD Number: MAR-N-441-01613-00001  
**Performance Grade**  
 Licensee #1149  
 AAMA/WDMA/CSA/101/I.S.2/A440-11  
 LC-PG50 1153X2215 mm (45.38X87.19 in)  
 LC-PG50 DP +50/-50  
 FL28134

Aluminum Screen  
 Ebony Surround  
 Bright View Mesh  
 \*\*\*Screen/Combo Ship Loose  
 3 1/4" Jambs  
**\*\*\*Note: Unit Availability and Price is Subject to Change**

Line #4	Mark Unit:	Net Price:		1,355.76
Qty: 1		Ext. Net Price:	USD	1,355.76



As Viewed From The Exterior

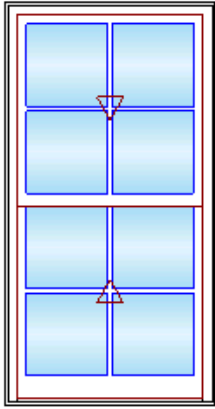
**Entered As:** IO  
**FS** 25 5/8" X 47 1/4"  
**IO** 26" X 47 1/2"  
**Egress Information**  
 Width: 21 15/16" Height: 18 9/16"  
 Net Clear Opening: 2.83 SqFt  
**Performance Information**  
 U-Factor: 0.31  
 Solar Heat Gain Coefficient: 0.27  
 Visible Light Transmittance: 0.46  
 Condensation Resistance: 55  
 CPD Number: MAR-N-441-01613-00001  
**Performance Grade**  
 Licensee #1149  
 AAMA/WDMA/CSA/101/I.S.2/A440-11  
 LC-PG50 1153X2215 mm (45.38X87.19 in)  
 LC-PG50 DP +50/-50  
 FL28134

Ebony Clad Exterior  
 Painted Interior Finish - Designer Black - Pine Interior  
 Ultimate Double Hung Insert G2  
 Inside Opening 26" X 47 1/2"  
 0° Degree Frame Bevel  
 Top Sash  
 Ebony Clad Sash Exterior  
 Painted Interior Finish - Designer Black - Pine Sash Interior  
 IG  
 Low E2 w/Argon  
 Black Perimeter and Spacer Bar  
 5/8" SDL - With Spacer Bar - Black  
 Rectangular - Special Cut 2W2H  
 Ebony Clad Ext - Painted Interior Finish - Designer Black - Pine Int  
 Ogee Interior Glazing Profile  
 Bottom Sash  
 Ebony Clad Sash Exterior  
 Painted Interior Finish - Designer Black - Pine Sash Interior  
 IG  
 Low E2 w/Argon  
 Black Perimeter and Spacer Bar  
 5/8" SDL - With Spacer Bar - Black  
 Rectangular - Special Cut 2W2H  
 Ebony Clad Ext - Painted Interior Finish - Designer Black - Pine Int  
 Ogee Interior Glazing Profile  
 Black Interior Weather Strip Package  
 Black Exterior Weather Strip Package  
 Matte Black Sash Lock  
 Matte Black Top Sash Strike Plate Assembly Color  
 Aluminum Screen  
 Ebony Surround  
 Bright View Mesh  
 \*\*\*Screen/Combo Ship Loose  
 3 1/4" Jambs  
**\*\*\*Note: Unit Availability and Price is Subject to Change**

Line #5	Mark Unit:	Net Price:		1,588.32
Qty: 1		Ext. Net Price:	USD	1,588.32



Ebony Clad Exterior  
 Painted Interior Finish - Designer Black - Pine Interior  
 Ultimate Double Hung Insert G2  
 Inside Opening 32 1/2" X 60 1/2"  
 0° Degree Frame Bevel  
 Top Sash  
 Ebony Clad Sash Exterior  
 Painted Interior Finish - Designer Black - Pine Sash Interior  
 IG  
 Low E2 w/Argon  
 Black Perimeter and Spacer Bar  
 5/8" SDL - With Spacer Bar - Black



As Viewed From The Exterior

Entered As: IO

FS 32 1/8" X 60 1/4"

IO 32 1/2" X 60 1/2"

**Egress Information**

Width: 28 7/16" Height: 25 1/16"

Net Clear Opening: 4.95 SqFt

**Performance Information**

U-Factor: 0.31

Solar Heat Gain Coefficient: 0.27

Visible Light Transmittance: 0.46

Condensation Resistance: 55

CPD Number: MAR-N-441-01613-00001

**Performance Grade**

Licensee #1149

AAMA/WDMA/CSA/101/I.S.2/A440-11

LC-PG50 1153X2215 mm (45.38X87.19 in)

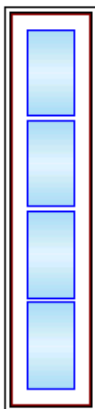
LC-PG50 DP +50/-50

FL28134

Rectangular - Special Cut 2W2H  
 Ebony Clad Ext - Painted Interior Finish - Designer Black - Pine Int  
 Ogee Interior Glazing Profile  
 Bottom Sash  
 Ebony Clad Sash Exterior  
 Painted Interior Finish - Designer Black - Pine Sash Interior  
 IG  
 Low E2 w/Argon  
 Black Perimeter and Spacer Bar  
 5/8" SDL - With Spacer Bar - Black  
 Rectangular - Special Cut 2W2H  
 Ebony Clad Ext - Painted Interior Finish - Designer Black - Pine Int  
 Ogee Interior Glazing Profile  
 Black Interior Weather Strip Package  
 Black Exterior Weather Strip Package  
 Matte Black Sash Lock  
 Matte Black Top Sash Strike Plate Assembly Color  
 Extruded Aluminum Screen  
 Ebony Surround  
 Bright View Mesh  
 \*\*\*Screen/Combo Ship Loose  
 3 1/4" Jamb

\*\*\*Note: Unit Availability and Price is Subject to Change

Line #6	Mark Unit:	Net Price:	884.16
Qty: 1		Ext. Net Price:	884.16
		USD	



As Viewed From The Exterior

Entered As: IO

FS 12 1/8" X 52 1/4"

IO 12 1/2" X 52 1/2"

**Egress Information**

No Egress Information available.

**Performance Information**

Product Performance Information is currently unavailable in the OMS for this product and glazing option. To request product performance

Ebony Clad Exterior  
 Painted Interior Finish - Designer Black - Pine Interior  
 Ultimate Casement Narrow Frame - Stationary  
 Inside Opening 12 1/2" X 52 1/2"  
 0 Degree Frame Bevel  
 Ebony Clad Sash Exterior  
 Painted Interior Finish - Designer Black - Pine Sash Interior  
 IG  
 Low E2  
 Black Perimeter and Spacer Bar  
 5/8" SDL - With Spacer Bar - Black  
 Rectangular - Special Cut 1W4H  
 Ebony Clad Ext - Painted Interior Finish - Designer Black - Pine Int  
 Putty Exterior Glazing Profile  
 Ogee Interior Glazing Profile  
 Standard Bottom Rail  
 Black Weather Strip  
 Solid Wood Covers  
 2 3/16" Jamb  
 No Installation Method  
 \*\*\*Note: The overall frame depth will be 1 1/16" larger than the jamb size shown above. For example, a 3 1/4" overall frame depth will have a 2 3/16" jamb.

\*\*\*Note: Unit Availability and Price is Subject to Change

information not in the OMS, contact your Marvin representative or submit an Assistance Request.

**Performance Grade**

Licensee #918

AAMA/WDMA/CSA/101/I.S.2/A440-11

CW-PG50 914X2442 mm (36X96.13 in)

CW-PG50 DP +50/-50

FL10321

Project Subtotal Net Price: USD	23,689.44
7.000% Sales Tax: USD	1,658.26
Project Total Net Price: USD	25,347.70

## **PRODUCT AND PERFORMANCE INFORMATION**

### **NFRC Ratings:**

NFRC energy ratings may vary depending on the exact configuration of glass thickness used on the unit. NFRC energy values and ratings may change over time due to ongoing product changes, updated test results or requirements. NFRC values and ratings are finalized on the date of manufacture.

The National Fenestration Rating Council (NFRC) has developed and operates a uniform rating system for the energy performance of fenestration products, including windows, doors and skylights. For additional information regarding this rating system, see [www.nfrc.org](http://www.nfrc.org).

### **Code (residential, building or energy) Compliance:**

Determining the suitability and compliance with state, provincial, local, or other applicable building codes or standards, including energy codes, is the responsibility of the buyer, user, architect, contractor, installer, and/or other construction professional.