



Bristol Historic District Commission

Application for Review of Proposed Work - Printable Application

HDC-26-53	Contributing	April 17, 2026
-----------	--------------	----------------

THIS DOCUMENT IS NOT A SUBSTITUTE FOR A BUILDING, ELECTRICAL, SIGN, MECHANICAL, DEMOLITION, SOLAR OR FENCE PERMIT APPLICATION. THESE PERMITS MUST BE APPLIED FOR AND APPROVED BY THE BRISTOL BUILDING DEPARTMENT BEFORE WORK CAN BEGIN.

Project Address	Assessor's Plat/Lot
224 HOPE ST , BRISTOL, RI, 02809	015-0038-000

Applicant	Architect/Engineer	Contractor
Gregory Leonetti		

Property Owner (If Different from Applicant)	Owner Mailing Address (If different than Project Address)
	4480 Post Road Unit 4 East Greenwich, RI 02818

Work Category:	Replacing in Kind
----------------	-------------------

Description of proposed work:

- Addition of black wood shutters around each window
- Repair of brick chimney that does not currently have brick
- Repair of cement stairs with rounded stone to match the current foundation, black iron rail to remain
- Addition of Bilco basement door in back left corner of house parallel to Hope Street

Property History

Building Survey Data	
RIHPHC ID #:	BRIS00626
HISTORIC NAME:	French, Timothy, House
ARCH. STYLE:	Federal
ORIGINAL CONSTRUCTION DATE (est.):	1803


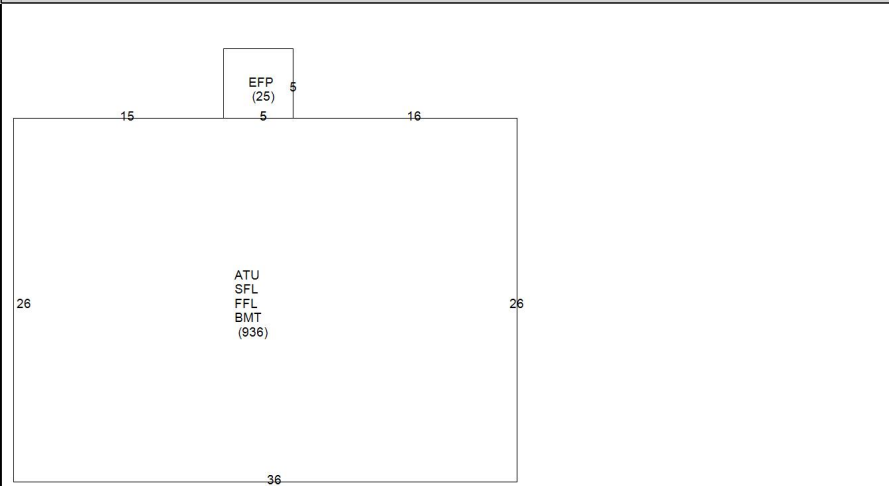
ALTERATIONS TO MAJOR ARCH. SINCE 1978 (Height, Massing, Wall Covering, Trim, Windows, Porches)

Gregory Leonetti
 Applicant's Digital Signature
 Date: April 17, 2026



CAI Property Card

Town of Bristol, RI

GENERAL PROPERTY INFORMATION	BUILDING EXTERIOR		
<p>LOCATION: 224 HOPE ST ACRES: 0.0574 PARCEL ID: 015-0038-000 LAND USE CODE: 01 CONDO COMPLEX: OWNER: LEONETTI, GREGORY M. & JULIA C. TE CO - OWNER: MAILING ADDRESS: 4480 POST RD ZONING: R-6 PATRIOT ACCOUNT #: 947</p>	<p>BUILDING STYLE: Restored His UNITS: 1 YEAR BUILT: 1803 FRAME: Wood Frame EXTERIOR WALL COVER: Masonry ROOF STYLE: Gable ROOF COVER: Asphalt Shin</p>		
	BUILDING INTERIOR		
<th data-bbox="82 678 966 720">SALE INFORMATION</th> <td data-bbox="966 558 1523 1318"> <p>INTERIOR WALL: Plaster FLOOR COVER: Pine HEAT TYPE: Radiant Hot FUEL TYPE: Oil PERCENT A/C: False # OF ROOMS: 8 # OF BEDROOMS: 3 # OF FULL BATHS: 1 # OF HALF BATHS: 1 # OF ADDITIONAL FIXTURES: 0 # OF KITCHENS: 1 # OF FIREPLACES: 0 # OF METAL FIREPLACES: 0 # OF BASEMENT GARAGES: 0</p> </td>	SALE INFORMATION	<p>INTERIOR WALL: Plaster FLOOR COVER: Pine HEAT TYPE: Radiant Hot FUEL TYPE: Oil PERCENT A/C: False # OF ROOMS: 8 # OF BEDROOMS: 3 # OF FULL BATHS: 1 # OF HALF BATHS: 1 # OF ADDITIONAL FIXTURES: 0 # OF KITCHENS: 1 # OF FIREPLACES: 0 # OF METAL FIREPLACES: 0 # OF BASEMENT GARAGES: 0</p>	
<th data-bbox="82 915 966 957">PRINCIPAL BUILDING AREAS</th> <td data-bbox="966 1318 1523 1360"> <th data-bbox="966 1318 1523 1360">PHOTO</th> </td>	PRINCIPAL BUILDING AREAS	<th data-bbox="966 1318 1523 1360">PHOTO</th>	PHOTO
<p>GROSS BUILDING AREA: 3769 FINISHED BUILDING AREA: 1872 BASEMENT AREA: 936 # OF PRINCIPAL BUILDINGS: 1</p>			
<th data-bbox="82 1119 966 1161">ASSESSED VALUES</th> <td data-bbox="966 1774 1523 1875"></td>	ASSESSED VALUES		
<p>LAND: \$176,200 YARD: \$0 BUILDING: \$319,800 TOTAL: \$496,000</p>	<th data-bbox="966 1875 1523 1917">SKETCH</th>	SKETCH	
	<th data-bbox="966 1917 1523 1969">PHOTO</th>	PHOTO	



www.cai-tech.com

This information is believed to be correct but is subject to change and is not warranted.





SHOP SPRING BLACK FRIDAY DEALS >

Ekena Millwork ♥ ↗
15 in. W x 66 in. H Americraft 2 Equal Louver Exterior Real Wood Shutters (Per Pair), Black

★★★★★ (48) Questions & Answers (25)

\$299⁰⁰ /pair

Pay \$274 after \$25 OFF your total qualifying purchase upon opening a new card.
[Apply for a Home Depot Consumer Card](#)

• [View More Details](#)

Color/Finish: **Black**



Shutter Height (in.): 66

Shutter Width (in.): 15



SHOP SPRING BLACK FRIDAY DEALS >

Ekena Millwork ♥ ↗
15 in. W x 64 in. H Americraft 2 Equal Louver Exterior Real Wood Shutters Per Pair in Unfinished

★★★★★ (49) Questions & Answers (25)

\$209⁰⁰ /pair

Pay \$184 after \$25 OFF your total qualifying purchase upon opening a new card.
[Apply for a Home Depot Consumer Card](#)

• [View More Details](#)

Color/Finish: **Unfinished**



Shutter Height (in.): 64

Shutter Width (in.): 15

Specifications

Dimensions

Shutter Height (in.)	64
Shutter Width (in.)	15

Details

Color Family	Brown
Color/Finish	Unfinished
Features	Paintable, Stainable
Material	Wood
Returnable	90-Day
Shape	Rectangular
Shutter Top Shape	Straight Top
Shutter Type	Louvered
Shutter Usage	Functional

Warranty / Certifications

Manufacturer Warranty	N/A
-----------------------	-----

Product Details

About This Product

Hawaiian mango wood shutters are an eco-friendly hand-crafted decorative wood product. Produced from the high-quality mango wood tree, a distinctive textured wood grain offers golden-brown pattern variations. These durable, hardwood exterior shutters age beautifully, while offering a sustainable building product. Available in stunning unfinished stain grade, primed, or one of our long-lasting solid color wood stains, that offer durability against cracking and peeling. Hawaiian mango wood is a highly desired artisan wood and is now available in affordable, durable, and environmentally friendly exterior shutters.

Highlights

- Hawaiian mango wood is both eco-friendly and durable
- Distinctive textures and patterns offer a beautiful pair of exterior shutters
- Strength, density, and attractive looks will instantly upgrade your house
- Available in both stain grade and a variety of beautiful, hand-stained finishes
- Sustainable mango wood offers affordable and environmentally friendly shutter product
- Choose from classic and modern shutter designs
- [Return Policy](#)
- California residents [see Prop 65 WARNINGS](#)

Product Information

Internet # 322801235

Model # RW101LV15X64UNH





Specs

Cuts

Corners

Thickness

Applications

Installation

Available types

- Thinstone 3/4" – 1 1/4"
- 3" – 5" Veneer

DISCLAIMER FOR NATURAL STONE VARIATION:

Natural stone varies in color, veining, and pattern from piece to piece. La Pietra is not responsible for photos used in color literature, websites, or emails, as they may not accurately reflect actual material. Photos are used to reflect the general aesthetic of the material and should not be used for color matching. Always request a free sample from your dealer.


















Basement Doors

Basement doors are ideal for access to basement storage areas and for moving large items into finished basement areas. The wide opening allows storage items such as deck and patio furniture, and large items such as pool tables and furniture, to be easily moved in and out of a basement. Doors meet IRC 2023 building code requirements for emergency egress in finished basement living areas and feature weather resistant construction.



Classic Series Steel Sided

Features:

- Patented gas spring lift assistance for improved operation
- Baked-on Sherwin Williams primer provides durable base for finish paint
- Slide bolt locking mechanism (optional keyed lock kit available)
- Flanged construction and J-channel header shed water and prevent binding due to ice and snow, permitting all-season use
- BILCO also offers a basement door weatherstrip kit and keyed lock kit. (See page 11 for all basement door accessories)

Skip the paint!

Order your door prefinished to match your home. The factory-applied polyester resin finish provides a durable, weather-resistant coating and eliminates the need to paint your door after installation.

(See page 4 for more information)



Contact us by phone: **800.854.9724** or email: residential@BILCO.com



Basement Doors

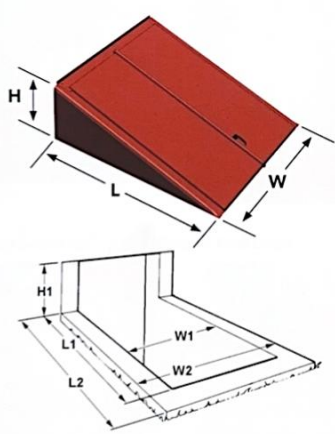
Basement Door Measuring Guide

Follow the instructions below to calculate the proper size door for your areaway. An electronic version of this sizing guide is also available at BILCO.com. Please contact BILCO if you are unable to find a standard door to fit your areaway.

Areaway — Flat Foundation

Ultra Series and Classic Series Doors

1. Discard your old door and measure (in inches) the dimensions of the areaway foundation.
2. Measure dimension W1, the inside width, and dimension W2, the outside width of the areaway foundation walls. Record your dimensions below and make the calculation shown.
3. Measure dimension L1, the inside length, and dimension L2, the outside length of the areaway foundation walls. Record your dimensions and make the calculation shown.
4. Measure dimension H1, the height from the top of the areaway foundation to the top of the opening in the house foundation.
5. Select the door from the table to the right with a width between W1 and W2 and length between L1 and L2.



Basement Door Dimensions

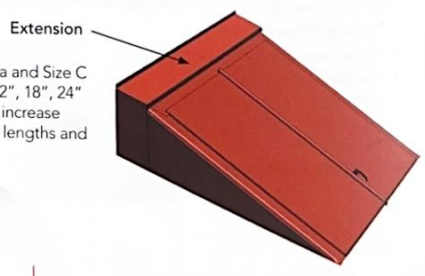
Door Size	Width (W) (inches)	Length (L) (inches)	Height (H) (inches)	Door Opening	
				Length (inches)	Width (inches)
B	51	64	22	60	44
C*	55	72	19½	67	48
O	47	58	30	58	40
SL	51	43¼	52	60	44

*Ultra Series Doors are available in Size C only

Record your foundation dimensions here

Width	Length	Height
W1 + 4" = _____	L1 + 2" = _____	H1 = _____
W2 = _____	L2 = _____	

Extensions are available to increase the door length for Size C Ultra and Size C Classic Series doors. Classic Series extensions are available in 6", 12", 18", 24" and 30" lengths and two or more can be mounted back to back to increase the door length. Ultra Series extensions are available in 6" and 12" lengths and two extensions can be combined to increase the door length.



Contact us by phone: 800.854.9724 or email: residential@BILCO.com