

Harborside Holding Elevate 41 Church street.

Quote #: WKRTXFJ

A Proposal for Window and Door Products prepared for:

Job Site:

02878

Shipping Address:

HUMPHREYS MARVIN BUILDING CTR

590 MAIN RD

TIVERTON, RI 02878-1300



MARK TOWLE

HUMPHREYS MARVIN BUILDING CTR

590 MAIN RD

TIVERTON, RI 02878-1300

Phone: (401) 841-8800

Email: markt@hbsri.com

This report was generated on 6/20/2024 7:40:46 AM using the Marvin Order Management System, version 0004.08.01 (Current). Price in USD. Unit availability and price are subject to change. Dealer terms and conditions may apply.

Project Description:

Please note Marvin Elevate windows are on a projected 5 week lead time from point of order. Marvin orders once placed can not be canceled or changed. Marvin orders once received at humphreys must ship out within 2 weeks. Please note Marvin Elevate Casement windows have a max single unit size of 36", Awning and two wide casement unit quoted instead.

Featuring products from:



UNIT SUMMARY

The following is a schedule of the windows and doors for this project. For additional unit details, please see Line Item Quotes.
Additional charges, tax or Terms and Conditions may apply. Detail pricing is per unit.

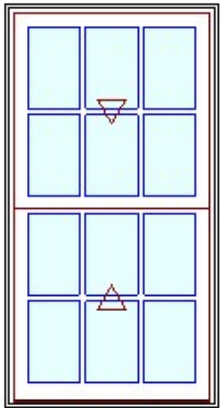
NUMBER OF LINES: 6	TOTAL UNIT QTY: 59	EXT NET PRICE: USD	34,182.52
--------------------	--------------------	--------------------	-----------

LINE	MARK UNIT	PRODUCT LINE	ITEM	NET PRICE	QTY	EXTENDED NET PRICE
1		Elevate	Double Hung Insert IO 30 3/8" X 56 1/2" Entered as Inside Opening 30 3/8" X 56 1/2"	1,195.28	20	23,905.60
2		Elevate	Double Hung Insert IO 30 3/8" X 56 1/2" Entered as Inside Opening 30 3/8" X 56 1/2"	1,371.21	2	2,742.42
3		Elevate	Double Hung Insert IO 31" X 57" Entered as Inside Opening 31" X 57"	1,195.28	3	3,585.84
4	2w option	Elevate	Elevate Assembly RO 39" X 39" Entered as RO 39" X 39"	1,574.49	1	1,574.49
5	Awning apotion.	Elevate	Awning RO 39" X 39" Entered as RO 39" X 39"	1,026.01	1	1,026.01
6		Elevate	Parts: 17001111 V2034 1" FRAME EXPANDER 144", STONE WHITE	42.13	32	1,348.16

LINE ITEM QUOTES

The following is a schedule of the windows and doors for this project. For additional unit details, please see Line Item Quotes. Additional charges, tax or Terms and Conditions may apply. Detail pricing is per unit.

Line #1	Mark Unit:	Net Price:		1,195.28
Qty: 20		Ext. Net Price:	USD	23,905.60



As Viewed From The Exterior

Entered As: IO

FS 30" X 56 7/8"

IO 30 3/8" X 56 1/2"

Egress Information

Width: 26 11/32" Height: 22 61/64"

Net Clear Opening: 4.20 SqFt

Performance Information

U-Factor: 0.29

Solar Heat Gain Coefficient: 0.28

Visible Light Transmittance: 0.47

Condensation Resistance: 56

CPD Number: MAR-N-424-00768-00001

Performance Grade

Licensee #1123

AAMA/WDMA/CSA/101/ I.S.2/A440-08

LC-PG40 1067X2146 mm (42X84.5 in)

LC-PG40 DP +40/-40

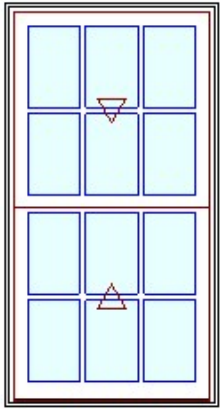
FL6525

Stone White Exterior
White Interior
Elevate Double Hung Insert
Inside Opening 30 3/8" X 56 1/2"
8 Degree Frame Bevel
Top Sash
Stone White Exterior
White Interior
IG
Low E2 w/Argon
Stainless Perimeter and Spacer Bar
7/8" SDL - With Spacer Bar - Stainless
Rectangular 3W2H
Stone White Ext - White Int
Bottom Sash
Stone White Exterior
White Interior
IG
Low E2 w/Argon
Stainless Perimeter and Spacer Bar
7/8" SDL - With Spacer Bar - Stainless
Rectangular 3W2H
Stone White Ext - White Int
White Weather Strip Package
1 Oil Rubbed Bronze Sash Lock
Exterior Aluminum Screen
Stone White Surround
Bright View Mesh
3 1/4" Jambs
Thru Jamb Installation
Existing Sill Angle 8
***Note: Divided lite cut alignment may not be accurately represented in the OMS drawing. Please consult your local representative for exact specifications.
***Note: Unit Availability and Price is Subject to Change

Line #2	Mark Unit:	Net Price:		1,371.21
Qty: 2		Ext. Net Price:	USD	2,742.42



Stone White Exterior
White Interior
Elevate Double Hung Insert
Inside Opening 30 3/8" X 56 1/2"
8 Degree Frame Bevel
Glass Add For All Sash
Top Sash
Stone White Exterior
White Interior
IG
Tempered Low E2 w/Argon
Stainless Perimeter and Spacer Bar



As Viewed From The Exterior

Entered As: IO

FS 30" X 56 7/8"

IO 30 3/8" X 56 1/2"

Egress Information

Width: 26 11/32" Height: 22 61/64"

Net Clear Opening: 4.20 SqFt

Performance Information

U-Factor: 0.29

Solar Heat Gain Coefficient: 0.28

Visible Light Transmittance: 0.47

Condensation Resistance: 56

CPD Number: MAR-N-424-00768-00001

Performance Grade

Licensee #1123

AAMA/WDMA/CSA/101/ I.S.2/A440-08

LC-PG40 1067X2146 mm (42X84.5 in)

LC-PG40 DP +40/-40

FL6525

7/8" SDL - With Spacer Bar - Stainless

Rectangular 3W2H

Stone White Ext - White Int

Bottom Sash

Stone White Exterior

White Interior

IG

Tempered Low E2 w/Argon

Stainless Perimeter and Spacer Bar

7/8" SDL - With Spacer Bar - Stainless

Rectangular 3W2H

Stone White Ext - White Int

White Weather Strip Package

1 Oil Rubbed Bronze Sash Lock

Exterior Aluminum Screen

Stone White Surround

Bright View Mesh

3 1/4" Jambs

Thru Jamb Installation

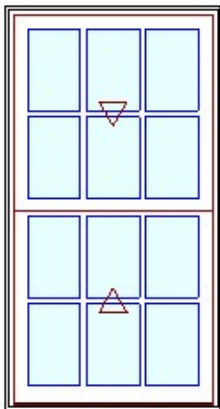
Existing Sill Angle 8

***Note: Divided lite cut alignment may not be accurately represented in the OMS drawing. Please consult your local representative for exact specifications.

***Note: Unit Availability and Price is Subject to Change

Line #3	Mark Unit:	Net Price:		1,195.28
Qty: 3		Ext. Net Price:	USD	3,585.84

MARVIN 



As Viewed From The Exterior

Entered As: IO

FS 30 5/8" X 57 3/8"

IO 31" X 57"

Egress Information

Width: 26 31/32" Height: 23 13/64"

Net Clear Opening: 4.34 SqFt

Performance Information

Stone White Exterior

White Interior

Elevate Double Hung Insert

Inside Opening 31" X 57"

8 Degree Frame Bevel

Top Sash

Stone White Exterior

White Interior

IG

Low E2 w/Argon

Stainless Perimeter and Spacer Bar

7/8" SDL - With Spacer Bar - Stainless

Rectangular 3W2H

Stone White Ext - White Int

Bottom Sash

Stone White Exterior

White Interior

IG

Low E2 w/Argon

Stainless Perimeter and Spacer Bar

7/8" SDL - With Spacer Bar - Stainless

Rectangular 3W2H

Stone White Ext - White Int

White Weather Strip Package

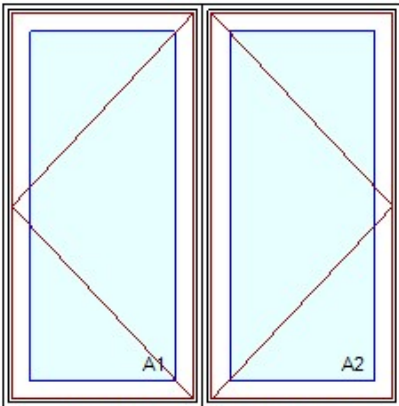
1 Oil Rubbed Bronze Sash Lock

Exterior Aluminum Screen

U-Factor: 0.29
Solar Heat Gain Coefficient: 0.28
Visible Light Transmittance: 0.47
Condensation Resistance: 56
CPD Number: MAR-N-424-00768-00001
Performance Grade
Licensee #1123
AAMA/WDMA/CSA/101/ I.S.2/A440-08
LC-PG40 1067X2146 mm (42X84.5 in)
LC-PG40 DP +40/-40
FL6525

Stone White Surround
Bright View Mesh
3 1/4" Jambs
Thru Jamb Installation
Existing Sill Angle 8
***Note: Divided lite cut alignment may not be accurately represented in the OMS drawing. Please consult your local representative for exact specifications.
*****Note: Unit Availability and Price is Subject to Change**

Line #4	Mark Unit: 2w option	Net Price:		1,574.49
Qty: 1		Ext. Net Price:	USD	1,574.49



As Viewed From The Exterior

Entered As: RO
FS 38" X 38 1/2"
RO 39" X 39"
Egress Information A1, A2
Width: 10 15/64" Height: 34 3/32"
Net Clear Opening: 2.43 SqFt
Performance Information A1, A2
U-Factor: 0.27
Solar Heat Gain Coefficient: 0.3
Visible Light Transmittance: 0.51
Condensation Resistance: 59
CPD Number: MAR-N-250-01012-00001
Performance Grade A1, A2
Licensee #898
AAMA/WDMA/CSA/101/ I.S.2/A440-08
LC-PG50 610X1807 mm (25X71.5 in)
LC-PG50 DP +50/-50
FL9684

Stone White Exterior
White Interior
2W1H - Rectangle Assembly
Assembly Rough Opening
39" X 39"

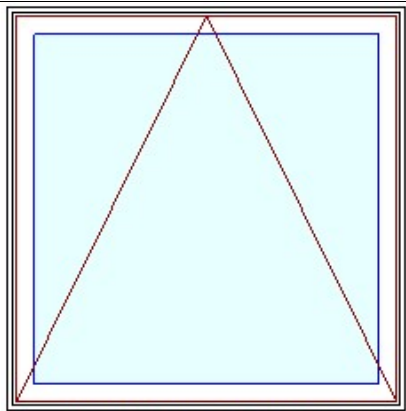
Unit: A1
Elevate Casement - Left Hand
Basic Frame 19" X 38 1/2"
Rough Opening 20" X 39"
Stone White Exterior
White Interior
IG - 1 Lite
Low E2 w/Argon
Stainless Perimeter Bar
Oil Rubbed Bronze Folding Handle with Coastal Hardware
Interior Aluminum Screen
Bright View Mesh
White Surround

Unit: A2
Elevate Casement - Right Hand
Basic Frame 19" X 38 1/2"
Rough Opening 20" X 39"
Stone White Exterior
White Interior
IG - 1 Lite
Low E2 w/Argon
Stainless Perimeter Bar
Oil Rubbed Bronze Folding Handle with Coastal Hardware
Interior Aluminum Screen
Bright View Mesh
White Surround
4 9/16" Jambs
Nailing Fin
*****Note: Unit Availability and Price is Subject to Change**

Line #5	Mark Unit: Awning apotion.	Net Price:		1,026.01
Qty: 1		Ext. Net Price:	USD	1,026.01



Stone White Exterior
White Interior
Elevate Awning - Roto Operating
Rough Opening 39" X 39"
Stone White Exterior
White Interior



As Viewed From The Exterior

Entered As: RO
FS 38" X 38 1/2"
RO 39" X 39"
Egress Information
No Egress Information available.
Performance Information
U-Factor: 0.27
Solar Heat Gain Coefficient: 0.3
Visible Light Transmittance: 0.51
Condensation Resistance: 57
CPD Number: MAR-N-251-01180-00001
Performance Grade
Licensee #899
AAMA/WDMA/CSA/101/ I.S.2/A440-08
LC-PG50 1219X1197 mm (49X47.7 in)
LC-PG50 DP +50/-50
FL9686

IG - 1 Lite
Low E2 w/Argon
Stainless Perimeter Bar
Oil Rubbed Bronze Folding Handle with Coastal Hardware
Interior Aluminum Screen
Bright View Mesh
White Surround
4 9/16" Jambs
Nailing Fin
***Note: Unit Availability and Price is Subject to Change

Line #6	Mark Unit:	Net Price:		42.13
Qty: 32		Ext. Net Price:	USD	1,348.16



Marvin Parts
17001111 V2034 1" FRAME EXPANDER 144", STONE WHITE

Project Subtotal Net Price: USD	34,182.52
7.000% Sales Tax: USD	2,392.78
Project Total Net Price: USD	36,575.30

PRODUCT AND PERFORMANCE INFORMATION

NFRC Ratings:

NFRC energy ratings may vary depending on the exact configuration of glass thickness used on the unit. NFRC energy values and ratings may change over time due to ongoing product changes, updated test results or requirements. NFRC values and ratings are finalized on the date of manufacture.

The National Fenestration Rating Council (NFRC) has developed and operates a uniform rating system for the energy performance of fenestration products, including windows, doors and skylights. For additional information regarding this rating system, see www.nfrc.org.

Code (residential, building or energy) Compliance:

Determining the suitability and compliance with state, provincial, local, or other applicable building codes or standards, including energy codes, is the responsibility of the buyer, user, architect, contractor, installer, and/or other construction professional.