

FENCING



Spaced Classic

3'-0" High Cedar Fence
Wood & Wire Fence Co. Inc

6'-0" High Cedar Fence
Wood & Wire Fence Co. Inc

Custom 8'-0" High Cedar Lattice and Arbor
inset from fence on 4x4 cedar posts



Flatboard with Cap
(some assembly required)



OUR STORY

TIMBER + TECH

At TimberTech, our goal is to help our customers live their best lives outdoors. To do that, we deliver a superior product that embodies an unrivaled combination of Timber + Tech. Our name says it all. "Timber" captures the beauty, textures, and colors of real wood. "Tech" defines how our decking is engineered to perform far better than wood (or any other composite product), to be low maintenance and high performance—and give you a lifetime of enjoyment.



IN SHORT? TIMBERTECH IS

EVERYTHING WOOD SHOULD BE™

DECKING

WHY CHOOSE

TimberTech®

Timber: The Most Realistic Wood Looks

Designed to resemble the looks of your clients' favorite wood species and types, TimberTech delivers the most natural-looking composite decking — and the largest selection of colors and textures to suit every project.

Tech: Engineered for Performance

With innovative materials technology, our decking **resists fading and staining** — and **won't splinter, peel, crack, or rot**. So your deck will look and perform beautifully for decades with little to no maintenance required. That means you can spend more time with the ones you love — and less time (and money) working on your deck.

Planet: Made Sustainably

Made from up to 80% recycled content — utilizing landfill-bound waste such as milk jugs, plastic bags and even post-industrial scrap like vinyl siding — TimberTech decking is an environmentally friendly choice

PRIME+ COLLECTION®*



Traditional Wood Aesthetic

Opt for a simple, traditional wood aesthetic with the natural, inviting colors and textured straight grain pattern of the Prime+ Collection. The authentic wood visual, minimal maintenance needs, and attainable price point make this collection the ideal choice for clients looking to upgrade from wood.



COCONUT HUSK® SEA SALT GRAY DARK COCOA

PRODUCT DESCRIPTION	TimberTech Model Number		
	12'	16'	20'
PRIME+ COLLECTION			
1 x 6 Grooved Coconut Husk	PRGV5412CH	PRGV5416CH	PRGV5420CH
1 x 6 Square-Shoulder Coconut Husk	—	PR5416CH	PR5420CH
1 x 6 Grooved Sea Salt Gray	PRGV5412ST	PRGV5416ST	PRGV5420ST
1 x 6 Square-Shoulder Sea Salt Gray	—	PR5416ST	PR5420ST
1 x 6 Grooved Dark Cocoa	PRGV5412DC	PRGV5416DC	PRGV5420DC
1 x 6 Square-Shoulder Dark Cocoa	—	PR5416DC	PR5420DC
PRIME+ FASCIA			
12" Fascia Coconut Husk	FBE12CH	—	—
12" Fascia Sea Salt Gray	FBE12ST	—	—
12" Fascia Dark Cocoa	FBE12DC	—	—
PRIME+ RISER			
7-1/4" Riser Coconut Husk	ERISERCH	—	—
7-1/4" Riser Sea Salt Gray	ERISERST	—	—
7-1/4" Riser Dark Cocoa	ERISERDC	—	—

PROFILE OPTIONS

STANDARD



RISER



FASCIA



Illustration does not represent capping.



CEDAR GRAY

Availability varies by region.

RELIABOARD®

ReliaBoard delivers an elegant cathedral grain and monochromatic color that resembles the simple beauty of painted wood. These boards are protected with a four-sided, low-maintenance shell and offer a practical, attainable option for homeowners looking to ditch wood for good. Covered by a 30-Year Limited Product Warranty and WUI-Compliant, ideal for homes in fire zones.

PRODUCT DESCRIPTION	TimberTech Model Number		
	12'	16'	20'
RELIABOARD			
1 x 6 Square Shoulder Cedar	RB5412C	RB5416C	RB5420C
1 x 6 Square Shoulder Gray	RB5412G	RB5416G	RB5420G
FASCIA			
12" TwinFascia Board Cedar	FBVG12C	—	—
12" TwinFascia Board Gray	FBVG12G	—	—
RISER			
7-1/4" TwinRiser Board Cedar	FBRISERC	—	—
7-1/4" TwinRiser Board Gray	FBRISERG	—	—

PROFILE OPTIONS

STANDARD



RISER



FASCIA



Illustration does not represent capping.

TIMBERTECH® COMPOSITE RAILING

Made from a mix of recycled wood and plastic fibers, our composite railing boasts superior durability to wood, while being extremely low maintenance. Your clients can explore stylish railing options from traditional milled-wood-inspired looks to sleek, contemporary designs to find the right fit for their space.



CLASSIC COMPOSITE SERIES


With several top rails and a universal bottom rail, the Classic Composite Series offers the most customization options, making mixing and matching components a breeze.

TOP RAIL PROFILES



DRINK RAIL

Compatible with full profile, square-shouldered boards. Not compatible with glass infill.



RADIANCERAIL®



PREMIER RAILING®




TRADEMARK RAIL™

Only available in White and Matte White.

INFILL OPTIONS




COMPOSITE



ALUMINUM



GLASS



CABLERAIL

COLOR OPTIONS



WHITE



BLACK



MATTE WHITE




MATTE ESPRESSO



MATTE BLACK

Matte colors also include a 25-Year Fade & Stain Limited Warranty





#1 in Performance Trim JOIST TRIM + COLUMN WRAP

AZEK Trim is the perfect replacement for wood trim and also performs beautifully as fascia, soffit, beadboard, cornerboards, window and door surrounds, column wraps, decorative mouldings, millwork, and much more.



TRIM - SMOOTH



TRIM - WOODGRAIN




RABBETED TRIM



UNIVERSAL SKIRT BOARD



INTEGRATED DRIP EDGE



ONE-PIECE SKIRT BOARD



CORNERBOARDS - SMOOTH




CORNERBOARDS - WOODGRAIN



RABBETED CORNERBOARDS



COLUMN WRAP



QUICK CORNER®




BEADBOARD



AZEK SHEETS



AZEK-TO-MILL (ATM)



AZEK FLANGE SLOTTED WINDOW TRIM



J-CASING



BRICK MOULD J-CASING



TONGUE-AND-GROOVE

AZEK® Trim with Protective Film

AZEK Trim is cellular PVC with a crisp white semi-matte finish providing years of low maintenance for homeowners. To ensure that it looks as beautiful on your homes as it does when it leaves our facilities, our Classic AZEK Trim in Smooth and Woodgrain finish is now produced with a protective film.

AZEK Trim with protective film should be kept dry prior to installation. Do not expose film to direct sunlight for extended periods. Protective film can be removed prior to, during or immediately after installation.

AZEK TRIM FILM WILL BE ON THE FOLLOWING SMOOTH AND WOODGRAIN TRIM PRODUCTS

Nominal Thickness	Nominal Width						
	4	5	6	8	10	12	16
5/8
4/4
5/4




	12'	18'	20'
5/8" TRIMBOARD, 5/8" THICKNESS			
5/8" x 3-1/2" Trimboard Smooth	AT06204144	AT06204216	—
5/8" x 3-1/2" Trimboard Woodgrain	AF06204144	AF06204216	—
5/8" x 5-1/2" Trimboard Smooth	AT06206144	AT06206216	—
5/8" x 5-1/2" Trimboard Woodgrain	AF06206144	AF06206216	—
5/8" x 7-1/4" Trimboard Smooth	AT06208144	AT06208216	—
5/8" x 7-1/4" Trimboard Woodgrain	AF06208144	AF06208216	—
5/8" x 9-1/4" Trimboard Smooth	AT06210144	AT06210216	—
5/8" x 9-1/4" Trimboard Woodgrain	AF06210144	AF06210216	—
5/8" x 11-1/4" Trimboard Smooth	AT06212144	AT06212216	—
5/8" x 11-1/4" Trimboard Woodgrain	AF06212144	AF06212216	—
5/8" x 15-1/4" Trimboard Smooth	AT06216144	AT06216216	—
5/8" x 15-1/4" Trimboard Woodgrain	AF06216144	AF06216216	—

		12'	18'	20'
4/4 TRIMBOARD, 3/4" THICKNESS				
Nominal	Actual			
4/4 x 2	3/4" x 1-1/2" Trimboard Smooth	—	AT10002216	—
4/4 x 2	3/4" x 1-1/2" Trimboard Woodgrain	—	AF10002216	—
4/4 x 3	3/4" x 2 1/2" Trimboard Smooth	—	AT10003216	—
4/4 x 4	3/4" x 3-1/2" Trimboard Smooth	AT10004144	AT10004216	—
4/4 x 4	3/4" x 3-1/2" Trimboard Woodgrain	AF10004144	AF10004216	—
4/4 x 5	3/4" x 4-1/2" Trimboard Smooth	AT10005144	AT10005216	—
4/4 x 5	3/4" x 4-1/2" Trimboard Woodgrain	AF10005144	AF10005216	—
4/4 x 6	3/4" x 5-1/2" Trimboard Smooth	AT10006144	AT10006216	—
4/4 x 6	3/4" x 5-1/2" Trimboard Woodgrain	AF10006144	AF10006216	—
4/4 x 8	3/4" x 7-1/4" Trimboard Smooth	AT10008144	AT10008216	—
4/4 x 8	3/4" x 7-1/4" Trimboard Woodgrain	AF10008144	AF10008216	—
4/4 x 10	3/4" x 9-1/4" Trimboard Smooth	AT10010144	AT10010216	—
4/4 x 10	3/4" x 9-1/4" Trimboard Woodgrain	AF10010144	AF10010216	—
4/4 x 12	3/4" x 11-1/4" Trimboard Smooth	AT10012144	AT10012216	—
4/4 x 12	3/4" x 11-1/4" Trimboard Woodgrain	AF10012144	AF10012216	—
4/4 x 16	3/4" x 15-1/4" Trimboard Smooth	AT10016144	AT10016216	—
4/4 x 16	3/4" x 15-1/4" Trimboard Woodgrain	AF10016144	AF10016216	—

Classic AZEK Trim, Smooth and Woodgrain

AZEK Trim is a finishing touch that is far superior to wood. AZEK Trim is more durable and keeps its appearance longer with little maintenance. It is easily milled, routed, and heat formed for exquisite custom looks or curved applications. No staining or sealing needed. AZEK Trim is easily painted for personal styling.



	8'	10'	12'	18'	20'
BEADBOARD, SMOOTH FINISH					
Actual					
3/4" x 5-1/2" Beadboard E & CB	—	—	—	AM1006216ECB	—
1/2" x 3 1/2" Beadboard E & CB	—	—	—	AM01204216ECB	—
3/4" x 3 1/2" Beadboard E & CB	—	—	—	AM1004216ECB	—
5/8" x 3-1/2" Beadboard	—	—	—	AM0620418	—
1/2" x 5-1/2" Beadboard	—	—	—	AM0120618F	—
1/2" x 4' Beadboard Sheet E & CB	AS01248096ECB				

	8'	10'	12'	18'	20'
TONGUE AND GROOVE					
Actual					
3/4" x 5-1/2" WP4/Nickel Gap	—	—	—	AM1006216WPN	—
3/4" x 5-1/2" Tongue & Groove Shiplap	—	—	—	AM10006216TGS	—
3/4" x 7-1/4" Tongue & Groove Shiplap	—	—	—	AM10008216TGS	—

	8'6"		10'	
AZEK 3-PLUS-1 COLUMN WRAP				
Nominal	Inside Dimension	Outside Dimension		
4 x 4	3-3/4" x 3-3/4"	4-3/4" x 4-3/4"		ATCW0404096.6 ATCW0404120
6 x 6	5-3/4" x 5-3/4"	6-3/4" x 6-3/4"		ATCW0606096.6 ATCW0606120
8 x 8	7-3/4" x 7-3/4"	8-3/4" x 8-3/4"		ATCW0808096.6 ATCW0808120

	4"	6"
COLUMN KITS AND ACCESSORIES (for 3-Plus-1 Column Wraps only)		
Description		
TRIM KIT - BASE MLDG	ACW4"TRIMKITBASE	ACW6"TRIMKITBASE
TRIM KIT - BED MLDG	ACW4"TRIMKITBED	ACW6"TRIMKITBED
TRIM KIT - BED MLDG XL	ACW4"TRIMKITBEDXL	ACW6"TRIMKITBEDXL
TRIM KIT - CROWN MLDG	ACW4"TRIMKITCROWN	ACW6"TRIMKITCROWN
TRIM KIT - CROWN MLDG XL	ACW4"TRIMKITCROWNXL	ACW6"TRIMKITCROWNXL
ACCENT WRAP 10"	ACWAW040410	ACWAW060610 <small>* for use with Accent Wraps.</small>

	5'	6'
TAPERED COLUMN WRAP		
Actual		
12" base / 8" cap x 5' Tapered Column Wrap	ATCWT1208060	ATCWT1208072
16" base / 12" cap x 6' Tapered Column Wrap	ATCWT1612060	ATCWT1612072

	12'	18'	20'
SOFFIT SYSTEM			
Nominal	Actual		
1/2 x 12	1/2" x 12" Vented Soffit		
1/2 x 16	1/2" x 16" Vented Soffit		
1/2 x 12	1/2" x 12" Solid Soffit		
1/2 x 16	1/2" x 16" Solid Soffit		
1 x 8	3/4" x 7-1/4" Notched Fascia		
5/4 x 6	5/4 x 6 Frieze Board		
		ATVS01212216	—
		ATVS01216216	—
		ATSS01212216	—
		ATSS01212216	—
		AT10008216NF	—
		AT12508216FB	—

Beadboard

AZEK Beadboard is reversible with an edge and center bead on one side and a v-groove on the other. AZEK Beadboard (E & CB) is certified UL580 class 90 wind gust uplift-resistant, making it ideal for use in coastal areas.

Nickel Gap and Shiplap

AZEK Tongue-and Groove profiles, available in shiplap and reversible WP4/nickel gap form factors, offer enhanced design and installation flexibility.

Columns

AZEK Column Wrap profile allows for easy one-person installation, saving time and costs. Three connected panels and a fourth "locking" panel fit easily around a structural support with press fit seams and smooth, finished corners. AZEK Column Wrap is available in semi-matte white smooth finish.

New Soffit System

Available in two profiles, solid and vented. Both provide climate-resistant material for smooth, beautiful finishing to match any home exterior. Add the notched fascia and frieze board and you have an efficient, easy-to-install system.

PRODUCT DETAIL



BEACON HILL™ FLAGSTONE

Inspired by natural cut flagstone, the blended colors and distinctive texture of Beacon Hill Flagstone has a relaxed look and feel, with all the benefits of Enduracolor technology. The subtle surface texture is comfortable to walk on in bare feet, but appears more dramatic in the light of sunrise and sunset. Sold in a random bundle of three relatively large sizes, Beacon Hill Flagstone can be laid in a number of patterns for a more, or less, random appearance. A larger, XL rectangle is now available in most regions, to be used alone or in combination with the traditional random bundle. Together, these characteristics have made Beacon Hill Flagstone one of our most popular pavers for patios, pool surrounds and walkways.



GRANITE MIST - LARGE RECTANGLE

COLORS



APPLICATIONS



Residential
Pedestrian



PRODUCT DETAIL

**ENDURACOLOR**

The refined surface of Unilock EnduraColor products is achieved with a two step manufacturing process that combines a base of coarser aggregates for a stronger foundation, with concentrated color and wear-resistant finer aggregates on top. This process protects the surface from the appearance of fading over time because the top layer prevents large, lighter color aggregates from ever showing through.

OUR TECHNOLOGIES

COLORS

GRANITE MIST

PICK A COLOR



Alta Wall

RETAINING WALL

Alta Wall is a versatile wall for everyday landscape applications. Its tapered design simplifies installation of inside and outside curves so you can design with freedom. The hollow core design and rear lip connection make this wall system a go-to system for professionals.



Wall Systems



Adobe Blend



Alta Wall



	HEIGHT	WIDTH	DEPTH	PCS/SF	SF/PALLET	PCS/PALLET	LBS/PALLET
A	6"	16"	12"	1.5	26.6	40	1,962
B	6"	8"	12"	2	24	48	2,164

Sizes sold separately



CORNER SOLD SEPARATELY



ADOBE BLEND



FIRE ISLAND BLEND



GOLDEN BROWN BLEND



GRANITE CITY BLEND



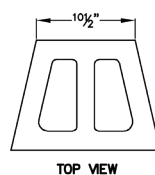
TRAVERTINA*



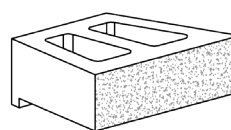
WESTCHESTER BLEND

*Premium Color

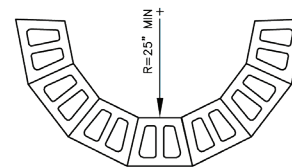
ALTA WALL UNITS (6" X 16" UNIT)



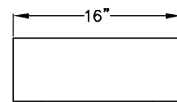
TOP VIEW



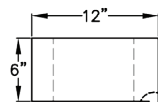
ISOMETRIC VIEW



OUTSIDE RADIUS DETAIL NICOLOCK ALTA WALL



FRONT VIEW



SIDE VIEW

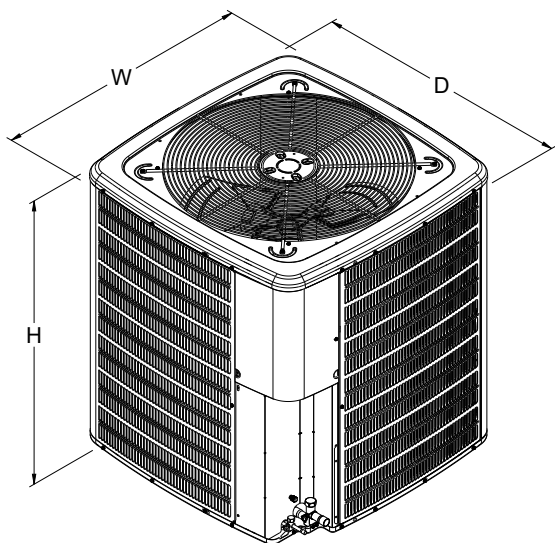
1" BATTER

NOTE: All walls over 2' in height or as required by local code should be designed by a licensed professional engineer. All measurements are nominal. Variance in square footage or linear footage coverage can be up to 5% depending on joint width. The possible occurrence of efflorescence does not affect the structural integrity of the product. Efflorescence is a normal occurrence in concrete products and will dissipate with normal weathering. The use of concrete as a base or setting bed may increase the possibility of efflorescence.



Corporate HQ: 612 Muncy Avenue | Lindenhurst | NY | 11757 | 631.669.0700 | nicolock.com





MODEL	DIMENSIONS		
	W"	D"	H"
GSXN3N1810A*	26	26	27
GSXN3N2410A*	26	26	32½
GSXN3N3010A*	29	29	32½
GSXN3N3610A*	29	29	32½
GSXN3N4210A*	29	29	39½
GSXN3N4810A*	35½	35½	35¾
GSXN3N6010A*	35½	35½	39½

*Note: All the Dimensions (W, D, H) are for reference only.

ACCESSORIES

MODEL #	DESCRIPTION	GSXN3 N1810A*	GSXN3 N2410A*	GSXN3 N3010A*	GSXN3 N3610A*	GSXN3 N4210A*	GSXN3 N4810A*	GSXN3 N6010A*
ABK-20	Anchor Bracket Kit ^	X	X	X	X	X	X	X
ASC-01	Anti-Short Cycle Kit	X	X	X	X	X	X	X
Factory Installed Hard-start Kit			X	X				
CSR-U-1	Hard-start Kit	X			X			
CSR-U-2	Hard-start Kit				X	X	X	X
CSR-U-3	Hard-start Kit						X	X
FSK01A ¹	Freeze Protection Kit	X	X	X	X	X	X	X
LSK02A ²	Liquid Line Solenoid Kit	X	X	X	X	X	X	X
LAKT01	Low-Ambient Kit	X	X	X	X	X	X	
0130R00000S	Low-Pressure Switch Kit	X	X	X	X	X	X	X
TXV-FX-KX-2T ²	TXV Kit	X	X					
TXV-FX-KX-3T ²	TXV Kit			X	X			
TXV-FX-KX-5T ²	TXV Kit					X	X	X

[^] Contains 20 brackets; four brackets needed to anchor unit to pad

¹ Installed on indoor coil

² Condensing units and heat pumps with reciprocating or rotary compressors require the use of start-assist components when used in conjunction with an indoor coil using a non-bleed thermal expansion valve refrigerant metering device or liquid line solenoid kit. The TXV should always be sized based on the tonnage of the outdoor unit.

All AHRI system ratings are accessible in the System Configurator tool via PartnerLink.