23-038
paid 2/16/23 ck 2778

BRISTOL HISTORIC DISTRICT COMMISSION
APPLICATION FOR REVIEW OF PROPOSED WORK

1. Property Address (Street & No.) 15 Burton St

2. Plat # 15 Lot # 79 Contributing _____ Non-Contributing _____

3. a. Applicant: Thomas & Lee Dawson

Mailing Address: 15 Burton St

Phone: Day 508-498-7335 Evening Same

b. Owner *(if different from applicant written authorization of owner required)*: Same as above

Mailing Address: _____

Phone: Day _____ Evening _____

4. a. Architect/Draftsman: Tom Dawson

Address: 15 Burton St

Phone: Day 508-498-7335 Evening Same

b. Contractor: TBD

Address: _____

Phone: Day _____ Evening _____

5. Work Category:

_____ Replacing in-kind* *authorization required* _____

_____ New Structure(s)

X Partial Demolition of Structure(s)

X Addition to Structure(s)

_____ Total Demolition of Structure(s)

X Remodeling of Structure

_____ Sign(s) / Landscaping Features

6. Description of proposed work: Addition to rear of house and remodel of existing kitchen. Changes would entail, removing existing deck, and adding a 2 story addition. Remodel of existing kitchen would involve removal of 1970's casement windows to replace with historically appropriate windows.

*All changes must match the existing in materials, design and configuration.

(Continued): Addition of shed dormer and existing structures. No changes to be made to the front of the house.

☐ ☐ Check here if continued on additional sheets.

7. Included with the application (check those applicable):

PHOTOGRAPHS: Please label all photographs submitted.

X Overall view of property from street(s) X Overall views of building

X Existing details to be altered by work

_____ Other (Identify) _____

Drawings: Maximum size accepted: 11" x 17"

_____ Site Plan(s) (drawn to scale) X Floor plan(s) (drawn to scale)

X Exterior Elevations _____ Details

OTHER: _____ Renderings _____Catalogue Cuts _____Specifications

_____Other (Identify) _____

Thomas & Lee Dawson
Applicant's Name – Printed

Applicant's Signature

Date: February 16, 2021

Contact Person if other than Applicant:

Name (Printed): Same

Phone: Day 508-498-7335 Evening Same

A Certificate of Appropriateness (Green Sheet) is valid for one year from the date of issuance.
Note: If work on a project has started within twelve months of its approval date, you have as long as is necessary to finish the job (in other words, longer than a year).

Bristol, RI

Disclaimer: This information is for tax assessing purposes and is not warranted



Parcel Identification

Map/Lot	15 79
Account	988
State Code	01 - Single Fam
Card	1/1
User Account	

Assessment

Land	$269,300
Building	$228,000
Card Total	$497,300
Parcel Total	$497,300

Prior Assessments

Fiscal Year	Land Value	Building Value	Outbuilding Value	Total Value
2021	$258,800	$172,600	$800	$432,200
2020	$258,800	$172,600	$800	$432,200
2019	$258,800	$172,600	$800	$432,200
2018	$248,800	$119,700	$0	$368,500

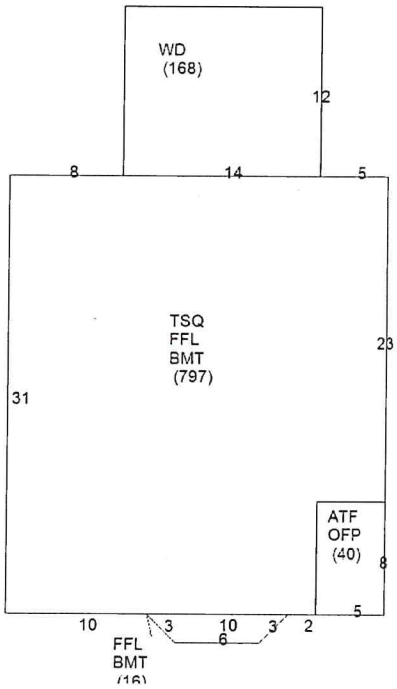

Location and Owner

Location	15 BURTON ST
Owner	DAWSON, THOMAS A &
Owner2	LEE H TE
Owner3	
Address	15 BURTON ST
Address2	
Address3	BRISTOL RI 02809

Building Information

Design	Conventional
Year Built	1880
Heat	BB Hot Water
Fireplaces	1
Rooms	7
Bedrooms	4
Bathrooms	2 Full Bath
Above Grade Living Area	1,426.75 SF

Sale Information

Sale Date	Sale Price	Legal Reference	Instrument
08/10/2017	$435,000	1904-130	Warranty
12/18/2014	$1	1783-304	Quit Claim
06/27/2008	$206,500	1443-164	Warranty

Building Sub Areas

Sub Area	Net Area
1st FLOOR	813 SF
3/4 STORY	597.75 SF
BASEMENT	813 SF
FINISHED ATTIC	16 SF
OPEN PORCH	40 SF
WOOD DECK	168 SF

Land Information

Land Area	0.141 AC
Zoning	R-6



Click To Open AxisGIS Maps

View	-
Neighborhood	I

Yard Item(s)

Description	Quantity	Size	Year
Patio	1	289	2010

EXISTING CONDITIONS:

EXTERIOR PHOTOS

THE DAWSON RESIDENCE, 15 BURTON ST., BRISTOL, RI

ADDITION & RENOVATION PROJECT, 2023

FRONT.

SIDE - DRIVEWAY.


REAR.



SIDE-YARD.

FR. PORCH DETAIL.

PROPOSED NEW WORK:

MANUFACTURERS' "CUT SHEETS"

THE DAWSON RESIDENCE, 15 BURTON ST., BRISTOL, RI

ADDITION & RENOVATION PROJECT, 2023

(SIDING).

Inspiration Guide

Dare to build your dream.

It's Possible™







JamesHardie™



HARDI-PLANK/SHAKE.

Natural look of cedar with supernatural performance.

James Hardie designs every fiber cement board to resist swelling, buckling, warping and splitting, no matter what nature brings. No wood, wood-based, vinyl or other fiber cement siding can match our overall ability to protect your home's exterior from the elements.

HardiePlank® Lap Siding Select Cedarmill® Deep Ocean
HardieTrim® Boards Roughsawn Arctic White

VS.

HARDIE® SIDING

WOOD-BASED SIDING



vs.

Resists Weather

Hardie® siding
Resists shrinking, swelling and cracking in changing weather.

Wood-based siding
Shrinks and swells more with changes in moisture and humidity.

vs.

Resists Fire

Hardie® siding
Won't burn and is recognized by fire departments nationwide.†

Wood-based siding
Will burn when exposed to a significant source of heat or flame.

vs.

Resists Pests

Hardie® siding
Won't be eaten by woodpeckers or other pests.

Wood-based siding
Subject to damage from woodpeckers and other pests.

ARCHITECTURAL ELEMENTS®

SOURCE & RESOURCE FOR MOULDED MILLWORK PRODUCTS

MENU

(ARCH. ELEMENTS)

Search Our Site:
Enter Item Number or Keyword

Go

Home Page

EXTERIOR MOULDING & MILLWORK

- Exterior Mouldings & Trim
- Brackets, Blocks, Corbels & Gingerbreads
- Entrance & Window Systems
- Louvers and Gable Vents
- Polyurethane Finials, Balls & Urns
- Pergolas, Arbors & Trellis
- Miscellaneous Exterior Millwork
- Custom Exterior Millwork

Our exterior moulding and millwork products provide a low-maintenance, attractive solution for your building's architectural details. We carry products

COLUMNS

(P. COLUMN).

BOX COLUMNS



FLUTED BOX COLUMN
FBC

FLUTED BOX COLUMN WITH STEEL INSERT
FBCS

SMOOTH BOX COLUMN
SBC

SMOOTH BOX COLUMN WITH STEEL INSERT
SBCS

RECESSED BOX COLUMN
RBC

BOX COLUMNS

PRODUCT NUMBER				BOX DIMENSION	
DECORATIVE	STRUCTURAL	STYLE	HEIGHT	BASE SIZE	COLUMN SIZE
FBC 860	FBCS 860	Fluted	60"	8" x 8"	6" x 6"
FBC 896	FBCS 896	Fluted	96"	8" x 8"	6" x 6"
FBC 1060	FBCS 1060	Fluted	60"	10 1/2" x 10 1/2"	8" x 8"
FBC 1096	FBCS 1096	Fluted	96"	10 1/2" x 10 1/2"	8" x 8"
FBC 8120	FBCS 8120	Fluted	120"	8" x 8"	6" x 6"
FBC 10108	FBCS 10108	Fluted	108"	10 1/2" x 10 1/2"	8" x 8"
FBC 10116	FBCS 10116	Fluted	116"	10 1/2" x 10 1/2"	8" x 8"
FBC 10120	FBCS 10120	Fluted	120"	12 5/8" x 12 5/8"	11" x 11"
RBC 860	RBCS 860	Recessed	60"	8" x 8"	6 1/2" x 6 1/2"
RBC 896	RBCS 896	Recessed	96"	8" x 8"	6 1/2" x 6 1/2"
RBC 1096	RBCS 1096	Recessed	96"	10" x 10"	8 1/2" x 8 1/2"
RBC 10108	RBCS 10108	Recessed	108"	10" x 10"	8 1/2" x 8 1/2"
SBC 860	SBCS 860	Smooth	60"	8" x 8"	6" x 6"
SBC 896	SBCS 896	Smooth	96"	8" x 8"	6" x 6"
SBC 1060	SBCS 1060	Smooth	60"	10 1/2" x 10 1/2"	8" x 8"
SBC 1096	SBCS 1096	Smooth	96"	10 1/2" x 10 1/2"	8" x 8"
SBC 8120	SBCS 8120	Smooth	120"	8" x 8"	6" x 6"
SBC 8144	SBCS 8144	Smooth	144"	8" x 8"	6" x 6"
SBC 10120	SBCS 10120	Smooth	120"	10 1/2" x 10 1/2"	8" x 8"
SBC 10144	SBCS 10144	Smooth	144"	10 1/2" x 10 1/2"	8" x 8"

FBC, RBC & SBC COLUMNS

- Available in two halves or assembled in one piece.
- Column is decorative (non supporting) however can be wrapped around an existing support.

SBCS, RBCS & FBCS COLUMNS

- Comes complete with hardware kit
- Load bearing column with 2 7/8" or 4 1/2" O.D. (outside diameter) galvanized steel pipe encased in polyurethane.
- Maximum safe load 10,000 pounds

Square Column Wraps

Semi-Assembled with Traditional Cap & Base

Flutes are 5/8" wide and 1/4" deep. Number and spacing of flutes varies by width of shaft.

Route is 1 11/32" wide by 3/8" deep.

Recess is 1/2" deep and corners are 1/4" rounded.







Shaft Width	Height	Flat Panel (FT)	Fluted (FL)	Raised Panel (RS)	Recessed Panel (RC)
6" (5 3/4" Actual)	6' (72")	CWPM6X72SFT	—	—	—
	8' (96")	CWPM6X96SFT	—	—	—
	9' (108")	CWPM6X108SFT	—	—	—
	10' (120")	CWPM6X120SFT	—	—	—
	12' (144")	CWPM6X144SFT	—	—	—
			4 3/4" Actual Inside Width		
8" (7 3/4" Actual)	6' (72")	CWPM8X72SFT	CWPM8X72SFL	CWPM8X72SRS	CWPM8X72SRC
	8' (96")	CWPM8X96SFT	CWPM8X96SFL	CWPM8X96SRS	CWPM8X96SRC
	9' (108")	CWPM8X108SFT	CWPM8X108SFL	CWPM8X108SRS	CWPM8X108SRC
	10' (120")	CWPM8X120SFT	CWPM8X120SFL	CWPM8X120SRS	CWPM8X120SRC
	12' (144")	CWPM8X144SFT	CWPM8X144SFL	CWPM8X144SRS	CWPM8X144SRC
			6 3/4" Actual Inside Width		5 3/4" Actual Inside Width
10" (9 3/4" Actual)	6' (72")	CWPM10X72SFT	CWPM10X72SFL	CWPM10X72SRS	CWPM10X72SRC
	8' (96")	CWPM10X96SFT	CWPM10X96SFL	CWPM10X96SRS	CWPM10X96SRC
	9' (108")	CWPM10X108SFT	CWPM10X108SFL	CWPM10X108SRS	CWPM10X108SRC
	10' (120")	CWPM10X120SFT	CWPM10X120SFL	CWPM10X120SRS	CWPM10X120SRC
	12' (144")	CWPM10X144SFT	CWPM10X144SFL	CWPM10X144SRS	CWPM10X144SRC
			8 3/4" Actual Inside Width		7 3/4" Actual Inside Width
12" (11 3/4" Actual)	6' (72")	CWPM12X72SFT	CWPM12X72SFL	CWPM12X72SRS	CWPM12X72SRC
	8' (96")	CWPM12X96SFT	CWPM12X96SFL	CWPM12X96SRS	CWPM12X96SRC
	9' (108")	CWPM12X108SFT	CWPM12X108SFL	CWPM12X108SRS	CWPM12X108SRC
	10' (120")	CWPM12X120SFT	CWPM12X120SFL	CWPM12X120SRS	CWPM12X120SRC
	12' (144")	CWPM12X144SFT	CWPM12X144SFL	CWPM12X144SRS	CWPM12X144SRC
			10 3/4" Actual Inside Width		9 3/4" Actual Inside Width

Parts may be required to ship LTL (less than truckload) based on size and overall dimensions.



ARCHITECTURAL ELEMENTS – SOME OPTIONS, CONTEXTUAL TRIM +

THE FIBERGLASS GUTTER COMPANY

www.fiberglassgutter.com
Phone: (781) 826-3711

Wood Replacement Gutter



(GUTTERS).

Why Fiberglass Gutter?

Marshfield, MA-2012

Chatham, MA 2013



- The Fiberglass Gutter is custom molded from an actual wood gutter to retain the exact look but has many more benefits.
- Shown to the right is a comparison of a wood gutter vs. our fiberglass gutter™. The Northeast has the greatest potential for the heaviest rains with a recorded 18.00" in 24 hours.
- Our profiles allow for 40% more water capacity than the standard wood gutter.

Why Fiberglass Gutters?

	Fiberglass Gutter™	Aluminum	Vinyl/PVC	Wood
Overall Performance	****	**	*	***
Strength	**Excellent** 8 times stronger than vinyl; 3 times as strong as aluminum	**Good**	**Fair**	**Excellent**
Thermal Expansion	**Excellent** Low expansion and contraction rate assures consistent, watertight seams, splices miters and ends	**Fair** High expansion and contraction rate may cause seams to leak	**Fair** High expansion and contraction rate may cause seams to leak	**Excellent** Low expansion and contraction rate assures consistent, watertight seams, splices miters and ends
Impact Resistence	**Excellent** Withstands Impact without deformation	**Fair** Dents Easily	**Fair** Difficult to Repair	**Good** Can Be easily Repaired
Durability	**Excellent** Lifetime Warranty	**Very Good** Prone to corrosion in seacoast areas	**Fair** Difficult to Repair	**Fair** New Growth Wood Requires Constant Maintenance

Profiles

Standard Profiles

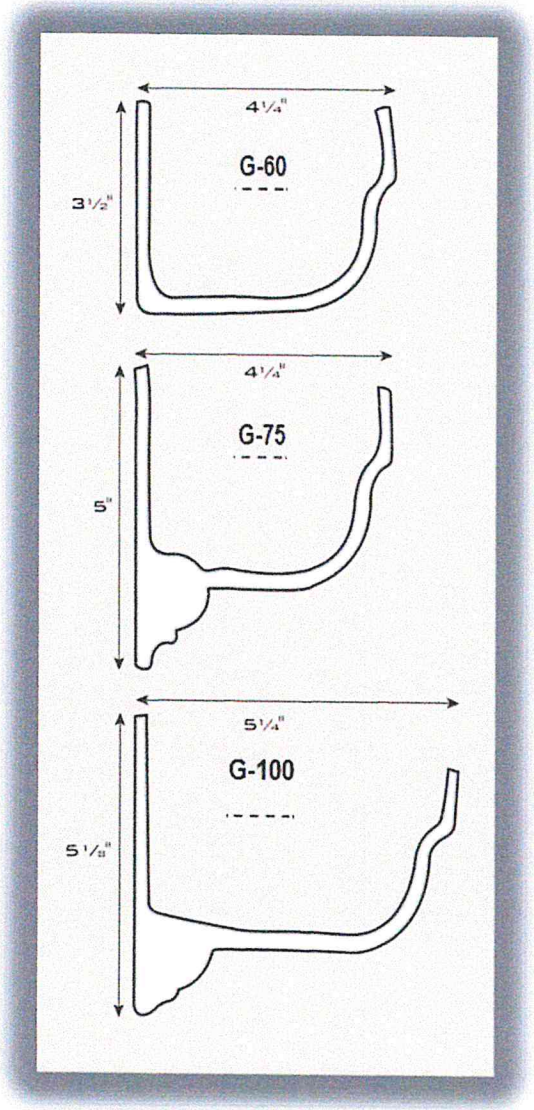

Custom Profiles and Radius Gutters

We work with Homeowners, Architects and Contractors to develop custom profiles for use in new construction and historic renovation

Wood-Replacement Gutter

See Our Website: **www.fiberglassgutter.com**

The Fiberglass Gutter Company manufactures and installs wood-replacement fiberglass gutters for use in new construction and historic renovations. We have reproduced the most commonly used and aesthetically pleasing gutter and molding styles in the traditional fine home building business, staying true to the classic wood gutter appearance while avoiding wood's considerable disadvantages. Indistinguishable from wood, our gutters have received the approval of multiple Historical Commissions and have been enthusiastically received by architectural firms and quality builders throughout Maine, Massachusetts, Rhode Island and Connecticut. Installations have ranged from 200+ year-old colonials and antique-reproduction Capes to new oceanfront contemporaries.

The Fiberglass Gutter Company wood-replacement gutters:

- Never rot
- Never need oiling
- Never need painting
- Stand up to impact
- Seamless
- Identical to Wood
- High Strength
- Minimal Expansion
- Have 40% higher capacity than wood gutters

MADE in the USA

If you have any questions please feel free to contact us.

The Fiberglass Gutter Company
722 Washington St.
Pembroke, MA 02358
Phone: (781) 826-3711
Web: www.fiberglassgutter.com

Frequently Asked Questions-Fiberglass Gutter

How is the Fiberglass Gutter Manufactured?

We manufacture our Fiberglass Gutter in an open mold which is taken directly from a piece of wood gutter. This helps to duplicate the exact look of the wood gutter. Gelcoat is then sprayed or hand painted into the mold, then we add multiple layers of fiberglass cloth and then finish the part with gelcoat. The entire process from start to finish can take up to 8 hours to manufacture depending on the profile.

What lengths can I get Fiberglass Gutter and is it seamless?

Fiberglass Gutter is manufactured in 40 foot lengths and for lengths over 40 feet it can be seamed at the installation to appear completely seamless.

Does your company also do the installation of the product?

At this time we are the manufacturer, distributor, dealer, retailer and an installer. We are happy to install our own product and have set price levels so we do not compete with other companies who also install our product.

How much does fiberglass gutter cost installed?

This is obviously a very common question and comes with many different answers based on different factors. The short answer is that fiberglass gutter can cost anywhere between $35-$85 per foot installed. When looking to price gutters for your home some things to consider are: total length, elevation (1st, 2nd 3rd story), number of miters, number of outlets, staging difficulties, downspout selection, additional accessories and possible repair work related to the gutter installation.

Why should I use Fiberglass Gutters rather than traditional wood gutters?

Wood rots! Fiberglass Gutters don't! Our gutters have 33% more capacity than similarly-sized wood gutters and don't require painting and oiling every year.

Is there much expansion and contraction in the product?

There is very little expansion or contraction, unlike other plastics. We build these gutters just like you would build a boat. There is no room for error in the joints in either application.

Weight?

Depending on the profile our gutters weigh about 1 pound per foot. This means that it is twice as heavy as aluminum and less than half of the weight of wood gutter.

What is the finish on the product?

The finish is a molded isophthalic gelcoat. This is the same product that many boat manufactures use. It can hold up to the harsh salt spray and UV environment on the water so it can hold up on any house.

How long has this product been used?

Fiberglass Gutter has actually been in existence (mostly for commercial and industrial use) since the 1970's. Residential Fiberglass Gutter applications were first seen about 15 years ago. Those gutters are still in perfect condition while the homeowners, property managers and caretakers are very happy with them.

Colors, painting?

You can paint the gutter if you would like. This has been a common request. If you have a large order we can use custom-colored isophthalic gelcoat at the factory.

How long is the turnaround time from order to delivery?

We are located just south of Boston, Massachusetts. Depending on the size of your order we can generally get your product delivered or installed within 3-4 weeks.

Do you recommend power tools for cutting?

You can use a standard chop saw for cutting.

No brackets, just screws for installation?

Yes. A very simple installation. Fiberglass has some flexibility as well. If you want to create a slight bow in the gutter you can accomplish this.

Can I add a gutter guard to my fiberglass gutter?

Yes. Our profiles are compatible with many different gutter guard styles. We prefer to use the Gutter Filter which we have a custom filter for our fiberglass gutter system.

What about snow load?

Lets face it. We live in New England and winters can be harsh especially in terms of snowfall accumulation. Fiberglass Gutter is absolutely the strongest and most secure gutter product that can be installed on your home. We test our gutter at about 300lbs and when you include our 3-1/8" fasteners at every rafter tail there is no better option on the market.

The Fiberglass Gutter Company
722 Washington St.
Pembroke, MA 02358
Phone: (781) 826-3711
Web: www.fiberglassgutter.com

Wood Gutter Issues






We have found that wood gutter is no longer considered a viable choice for gutter due to constant maintenance issues and quality issues with new growth wood

Andersen WINDOWS • DOORS

(WINDOWS).

400 SERIES

WOODWRIGHT® DOUBLE-HUNG FULL-FRAME WINDOWS

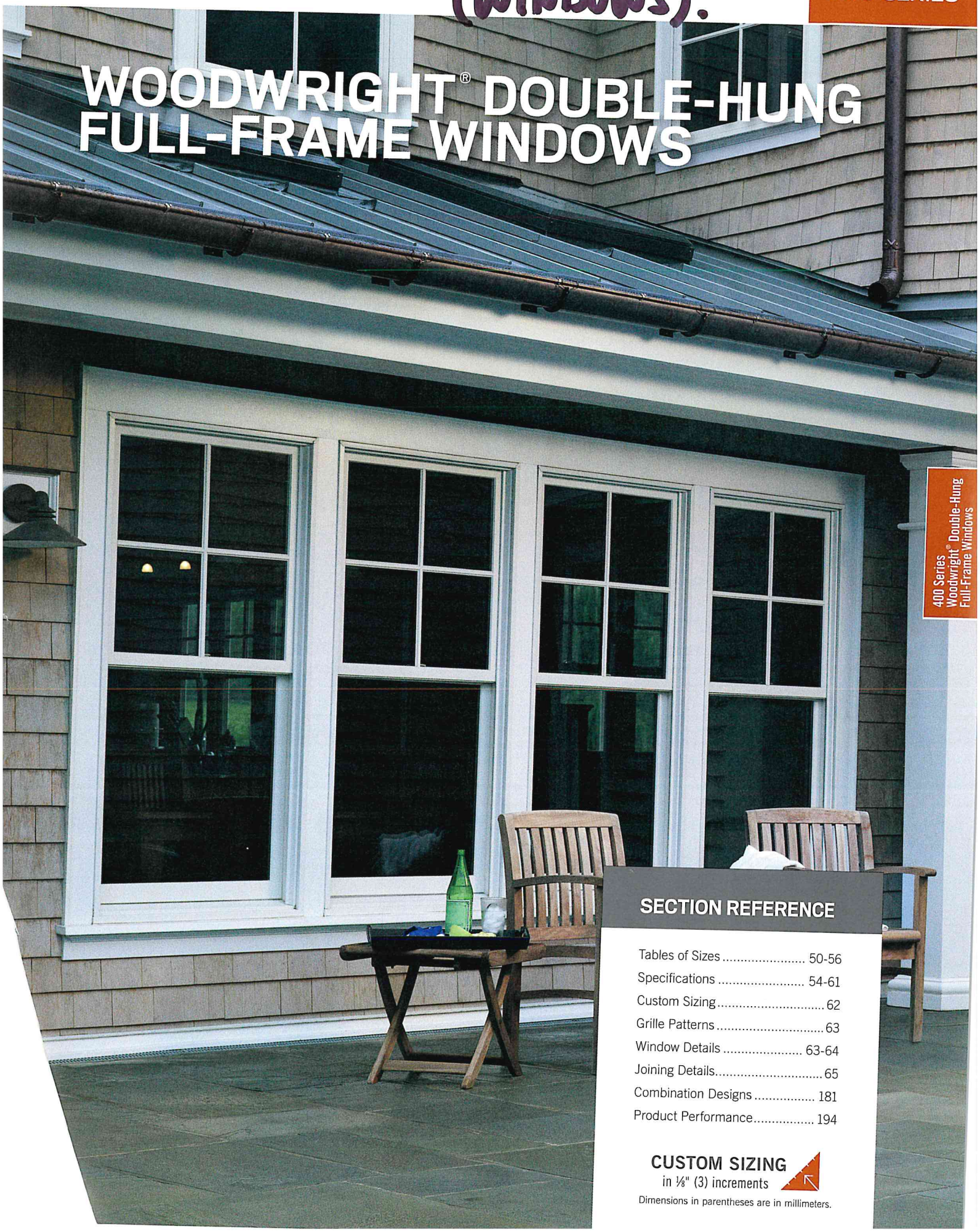

400 Series Woodwright® Double-Hung Full-Frame Windows

SECTION REFERENCE

CUSTOM SIZING
in ⅛" (3) increments

Dimensions in parentheses are in millimeters.

WOODWRIGHT® DOUBLE-HUNG FULL-FRAME WINDOWS

Table of Woodwright® Double-Hung Window Sizes

Scale 1/8" (3) = 1'-0" (305) – 1:96

Notes on the next page also apply to this page.

2:3 cottage or 3:2 reverse cottage sash ratio available for all widths and heights. Size tables for windows with cottage or reverse cottage sash are available at **andersenwindow.com/sizing**.

CUSTOM WIDTHS –
1'-4 1/2" (419) **to 3'-9 5/8"** (1159)

CUSTOM HEIGHTS –
3'-0 7/8" (937) **to 6'-4 7/8"** (1953)

Window Dimension	1'-9 5/8" (549)	2'-1 5/8" (651)	2'-5 5/8" (752)	2'-7 5/8" (803)	2'-9 5/8" (854)	2'-11 5/8" (905)	3'-1 5/8" (956)	3'-5 5/8" (1057)	3'-9 5/8" (1159)
Minimum Rough Opening	1'-10 1/8" (562)	2'-2 1/8" (664)	2'-6 1/8" (765)	2'-8 1/8" (816)	2'-10 1/8" (867)	3'-0 1/8" (917)	3'-2 1/8" (968)	3'-6 1/8" (1070)	3'-10 1/8" (1172)
Unobstructed Glass (lower sash only)	15 5/8" (397)	19 5/8" (498)	23 5/8" (600)	25 5/8" (651)	27 5/8" (702)	29 5/8" (752)	31 5/8" (803)	35 5/8" (905)	39 5/8" (1006)

CUSTOM WIDTHS – 16 1/2" to 45 5/8"

CUSTOM HEIGHTS – 32" to 76 7/8"

3'-0 7/8" (937) 3'-0 7/8" (937) 13 3/8" (340)	WDH18210	WDH20210	WDH24210	WDH26210	WDH28210	WDH210210	WDH30210	WDH34210	WDH38210	Cottage	Reverse Cottage
3'-4 7/8" (1038) 3'-4 7/8" (1038) 15 3/8" (391)	WDH1832	WDH2032	WDH2432	WDH2632	WDH2832	WDH21032	WDH3032	WDH3432	WDH3832		
3'-8 7/8" (1140) 3'-8 7/8" (1140) 17 3/8" (441)	WDH1836	WDH2036	WDH2436	WDH2636	WDH2836	WDH21036	WDH3036	WDH3436	WDH3836		
4'-0 7/8" (1241) 4'-0 7/8" (1241) 19 3/8" (492)	WDH18310	WDH20310	WDH24310	WDH26310	WDH28310	WDH210310	WDH30310	WDH34310	WDH38310		
4'-4 7/8" (1343) 4'-4 7/8" (1343) 21 3/8" (543)	WDH1842	WDH2042	WDH2442	WDH2642	WDH2842	WDH21042	WDH3042	WDH3442	WDH3842		
4'-8 7/8" (1445) 4'-8 7/8" (1445) 22 3/4" (577)	WDH1846	WDH2046	WDH2446	WDH2646	WDH2846	WDH21046	WDH3046◊	WDH3446◊	WDH3846◊		
5'-0 7/8" (1546) 5'-0 7/8" (1546) 25 3/8" (645)	WDH18410	WDH20410	WDH24410	WDH26410	WDH28410	WDH210410◊	WDH30410◊	WDH34410◊	WDH38410◊		
5'-4 7/8" (1648) 5'-4 7/8" (1648) 27 3/8" (695)	WDH1852	WDH2052	WDH2452	WDH2652	WDH2852◊	WDH21052◊	WDH3052◊	WDH3452◊	WDH3852◊		
5'-8 7/8" (1749) 5'-8 7/8" (1749) 29 3/8" (746)	WDH1856	WDH2056	WDH2456	WDH2656◊	WDH2856◊	WDH21056◊	WDH3056◊	WDH3456◊	WDH3856◊		
6'-0 7/8" (1851) 6'-0 7/8" (1851) 31 3/8" (797)	WDH18510	WDH20510	WDH24510◊	WDH26510◊	WDH28510◊	WDH210510◊	WDH30510◊	WDH34510◊	WDH38510◊		
6'-4 7/8" (1953) 6'-4 7/8" (1953) 33 3/8" (848)	WDH1862	WDH2062	WDH2462◊	WDH2662◊	WDH2862◊	WDH21062◊	WDH3062◊	WDH3462◊	WDH3862◊		

NEW KITCHEN ABOVE COUNTER WINDOWS.

HOUSE STD. WINDOW

WOODWRIGHT® DOUBLE-HUNG FULL-FRAME WINDOWS

Table of Woodwright® Arch Double-Hung Window Sizes

Scale 1/8" (3) = 1'-0" (305) – 1:96

Notes on the next page also apply to this page.

Window Dimension	1'-9 5/8" (549)	2'-1 5/8" (651)	2'-5 5/8" (752)	2'-7 5/8" (803)	2'-9 5/8" (854)	2'-11 5/8" (905)	3'-1 5/8" (956)	3'-5 5/8" (1057)	3'-9 5/8" (1159)
Minimum Rough Opening	1'-10 1/8" (562)	2'-2 1/8" (664)	2'-6 1/8" (765)	2'-8 1/8" (816)	2'-10 1/8" (867)	3'-0 1/8" (917)	3'-2 1/8" (968)	3'-6 1/8" (1070)	3'-10 1/8" (1172)
Unobstructed Glass (lower sash only)	15 5/8" (397)	19 5/8" (498)	23 5/8" (600)	25 5/8" (651)	27 5/8" (702)	29 5/8" (752)	31 5/8" (803)	35 5/8" (905)	39 5/8" (1006)

CUSTOM WIDTHS – 21 5/8" to 45 5/8"

Radius	21 5/8" (549)	25 5/8" (651)	29 5/8" (752)	31 5/8" (803)	33 5/8" (854)	35 5/8" (905)	37 5/8" (956)	41 5/8" (1057)	45 5/8" (1159)
Chord Height	2 15/16" (75)	3 7/16" (87)	4" (102)	4 1/4" (108)	4 1/2" (114)	4 13/16" (122)	5 1/16" (129)	5 9/16" (141)	6 1/8" (156)

CUSTOM HEIGHTS – 36 7/8" to 76 7/8"

Side Height									
2'-9 15/16" (862)	WA18210								
3'-1 15/16" (964)	WA1832	3'-1 7/16" (951) WA2032	3'-0 7/8" (937) WA2432	3'-0 5/8" (930) WA2632					
3'-5 15/16" (1065)	WA1836	3'-5 7/16" (1053) WA2036	3'-4 7/8" (1038) WA2436	3'-4 5/8" (1032) WA2636	3'-4 3/8" (1026) WA2836				
3'-9 15/16" (1167)	WA18310	3'-9 7/16" (1154) WA20310	3'-8 7/8" (1140) WA24310	3'-8 5/8" (1133) WA26310	3'-8 3/8" (1127) WA28310	3'-8 1/16" (1119) WA210310	3'-7 13/16" (1113) WA30310	3'-7 5/16" (1100) WA34310	
4'-1 15/16" (1268)	WA1842	4'-1 7/16" (1256) WA2042	4'-0 7/8" (1241) WA2442	4'-0 5/8" (1235) WA2642	4'-0 3/8" (1229) WA2842	4'-0 1/16" (1221) WA21042	3'-11 13/16" (1214) WA3042	3'-11 5/16" (1202) WA3442	3'-10 3/4" (1187) WA3842
4'-5 15/16" (1370)	WA1846	4'-5 7/16" (1357) WA2046	4'-4 7/8" (1343) WA2446	4'-4 5/8" (1337) WA2646	4'-4 3/8" (1330) WA2846	4'-4 1/16" (1322) WA21046	4'-3 13/16" (1316) WA3046	4'-3 5/16" (1303) WA3446	4'-2 3/4" (1289) WA3846
4'-9 15/16" (1472)	WA18410	4'-9 7/16" (1459) WA20410	4'-8 7/8" (1445) WA24410	4'-8 5/8" (1438) WA26410	4'-8 3/8" (1432) WA28410	4'-8 1/16" (1424) WA210410	4'-7 13/16" (1418) WA30410	4'-7 5/16" (1405) WA34410	4'-6 3/4" (1391) WA38410
5'-1 15/16" (1573)	WA1852	5'-1 7/16" (1561) WA2052	5'-0 7/8" (1546) WA2452	5'-0 5/8" (1540) WA2652	5'-0 3/8" (1534) WA2852	5'-0 1/16" (1526) WA21052	4'-11 13/16" (1519) WA3052	4'-11 5/16" (1507) WA3452	4'-10 3/4" (1492) WA3852
5'-5 15/16" (1675)	WA1856	5'-5 7/16" (1662) WA2056	5'-4 7/8" (1648) WA2456	5'-4 5/8" (1641) WA2656	5'-4 3/8" (1635) WA2856	5'-4 1/16" (1627) WA21056	5'-3 13/16" (1621) WA3056	5'-3 5/16" (1608) WA3456	5'-2 3/4" (1594) WA3856
5'-9 15/16" (1776)	WA18510	5'-9 7/16" (1764) WA20510	5'-8 7/8" (1749) WA24510	5'-8 5/8" (1743) WA26510	5'-8 3/8" (1737) WA28510	5'-8 1/16" (1729) WA210510◊	5'-7 13/16" (1722) WA30510◊	5'-7 5/16" (1710) WA34510◊	5'-6 3/4" (1695) WA38510◊
6'-1 15/16" (1878)	WA1862	6'-1 7/16" (1865) WA2062	6'-0 7/8" (1851) WA2462	6'-0 5/8" (1845) WA2662	6'-0 3/8" (1838) WA2862◊	6'-0 1/16" (1830) WA21062◊	5'-11 13/16" (1824) WA3062◊	5'-11 5/16" (1811) WA3462◊	5'-10 3/4" (1797) WA
3'-0 7/8" (937)	3'-0 7/8" (937)	13 3/8" (340)							
3'-4 7/8" (1038)	3'-4 7/8" (1038)	15 3/8" (391)							
3'-8 7/8" (1140)	3'-8 7/8" (1140)	17 3/8" (441)							
4'-0 7/8" (1241)	4'-0 7/8" (1241)	19 3/8" (492)							
4'-4 7/8" (1343)	4'-4 7/8" (1343)	21 3/8" (543)							
4'-8 7/8" (1445)	4'-8 7/8" (1445)	23 3/8" (594)							
5'-0 7/8" (1546)	5'-0 7/8" (1546)	25 3/8" (645)							
5'-4 7/8" (1648)	5'-4 7/8" (1648)	27 3/8" (695)							
5'-8 7/8" (1749)	5'-8 7/8" (1749)	29 3/8" (746)							
6'-0 7/8" (1851)	6'-0 7/8" (1851)	31 3/8" (797)							
6'-4 7/8" (1953)	6'-4 7/8" (1953)	33 3/8" (848)							

Side-by-side joining of arch double-hung windows is not recommended.

OPT.

WOODWRIGHT® DOUBLE-HUNG FULL-FRAME WINDOWS

Custom Sizes and Specification Formulas

Available in 1/8" (3) increments between minimum and maximum widths and heights. Windows can also be custom sized to match standard sizes ending in a sixteenth of an inch. Some restrictions apply, contact your Andersen supplier. Measurement guide for custom-size windows can be found at **andersenwindows.com/measure**.

Woodwright® Double-Hung Windows

Equal

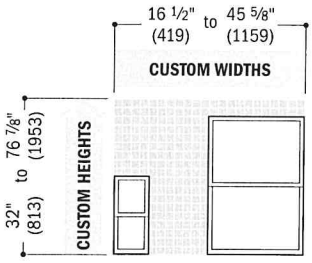

2:3 Cottage

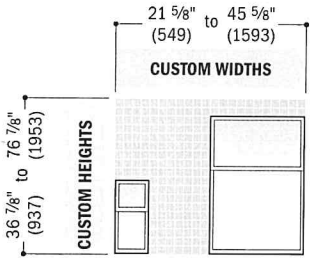

3:2 Reverse Cottage

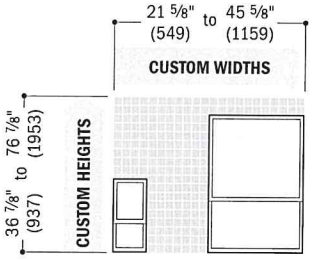

Woodwright® Picture Windows

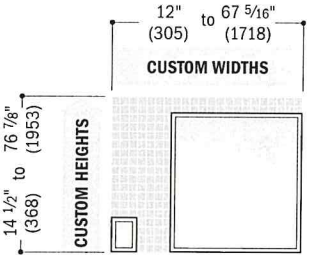

Woodwright® Transom Windows

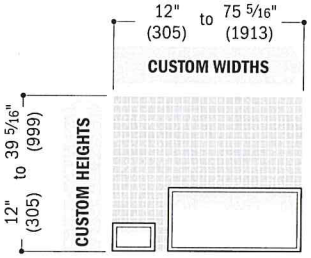

CUSTOM SIZING AVAIL.

Woodwright® Springline™ Single-Hung Windows

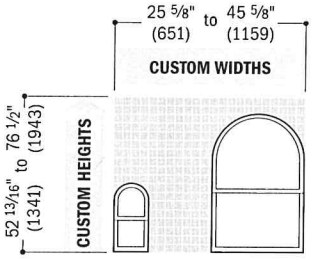

Side-by-side joining of two arch or Springline™ windows or short side joining of unequal leg arch windows is not recommended.

Woodwright® Arch Double-Hung Windows

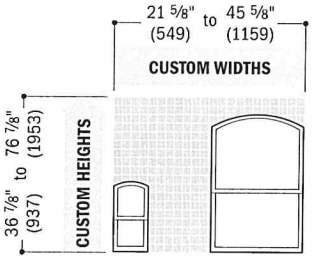

Woodwright® Unequal Leg Arch Double-Hung Windows

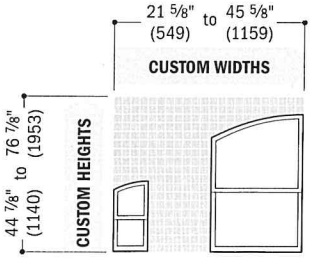

* Dimensions in parentheses are in millimeters.

Grille Patterns

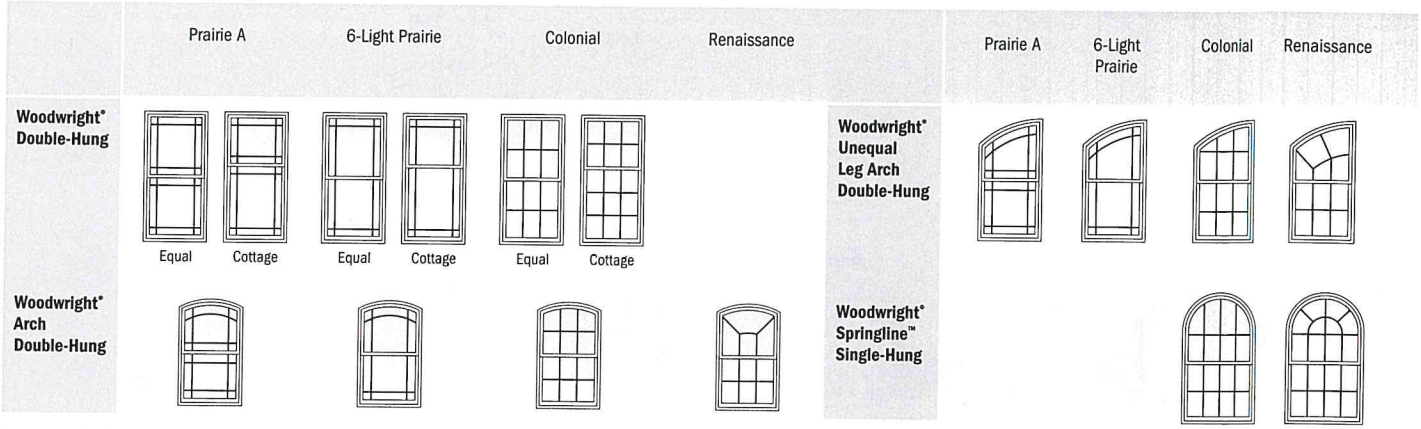

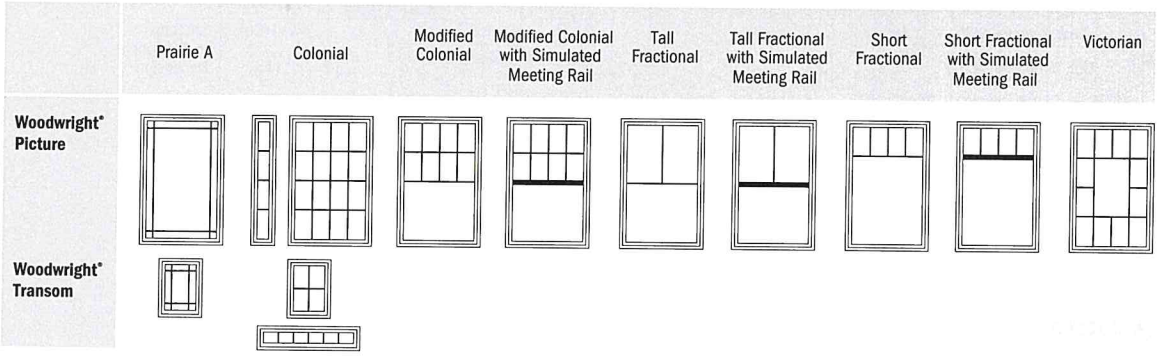

Patterns for double- and single-hung windows are also available in Upper Sash Only (USO) configurations. For picture window patterns that require alignment with double- or single-hung window patterns, identify the sash style (equal, cottage or reverse cottage) when ordering. **Number of lights and overall pattern varies with window size. Patterns are not available in all configurations.**

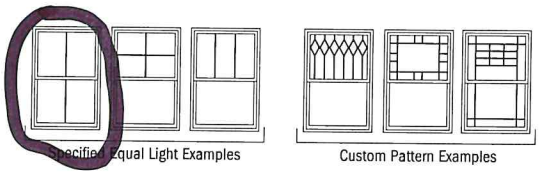

Specified equal light and custom patterns are also available. For more grille options, see page 13 or visit **andersenwindows.com/grilles**.

S.E.L. = SEMI-CUSTOM FOR 2/2 D.H.'S

Woodwright® Transom Window Details

Scale 1 1/2" (38) = 1'-0" (305) – 1:8

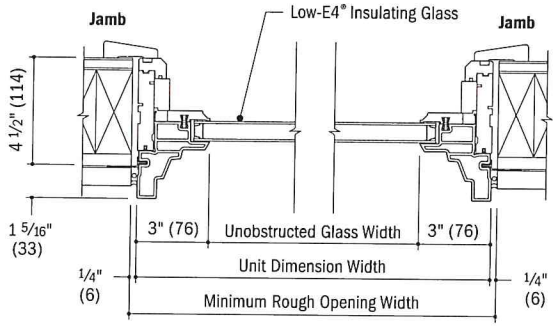

Horizontal Section

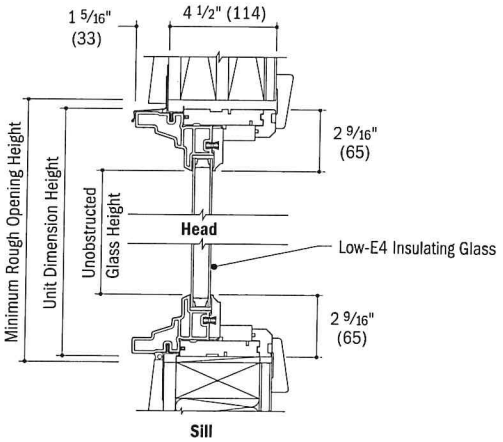

Vertical Section

openings may need to be increased to allow for use of building wraps, flashing, sill panning, brackets, fasteners or other items. See installation information on pages 210-211.
are for illustration only and are not intended to represent product installation methods or materials. Refer to product installation guides at andersenwindows.com.
ons in parentheses are in millimeters.

WOODWRIGHT® DOUBLE-HUNG FULL-FRAME WINDOWS

Table of Woodwright® Transom Window Sizes

Scale 1/8" (3) = 1'-0" (305) – 1:96

Window Dimension	1'-9 5/8" (549)	2'-1 5/8" (651)	2'-5 5/8" (752)	2'-7 5/8" (803)	2'-9 5/8" (854)	2'-11 5/8" (905)	3'-1 5/8" (956)	3'-5 5/8" (1057)	3'-9 5/8" (1159)	3'-11 5/16" (1202)
Minimum Rough Opening	1'-10 1/8" (562)	2'-2 1/8" (664)	2'-6 1/8" (765)	2'-8 1/8" (816)	2'-10 1/8" (867)	3'-0 1/8" (917)	3'-2 1/8" (968)	3'-6 1/8" (1070)	3'-10 1/8" (1172)	3'-11 7/8" (1215)
Unobstructed Glass	15 5/8" (397)	19 5/8" (498)	23 5/8" (600)	25 5/8" (651)	27 5/8" (702)	29 5/8" (752)	31 5/8" (803)	35 5/8" (905)	39 5/8" (1006)	41 1/4" (1048)

CUSTOM WIDTHS – 12" to 75 5/16"

CUSTOM HEIGHTS – 12" to 39 5/16"

1'-0" (305)	WTR1810	WTR2010	WTR2410	WTR2610	WTR2810	WTR21010	WTR3010	WTR3410	WTR3810	WTR31010
1'-0 1/2" (318)										
6 13/16" (173)										
1'-7 5/16" (491)	WTR1815	WTR2015	WTR2415	WTR2615	WTR2815	WTR21015	WTR3015	WTR3415	WTR3815	WTR31015
1'-7 7/8" (504)										
14 1/8" (359)										
1'-9 5/16" (541)	WTR1817	WTR2017	WTR2417	WTR2617	WTR2817	WTR21017	WTR3017	WTR3417	WTR3817	WTR31017
1'-9 7/8" (555)										
16 1/8" (410)										
2'-1 5/16" (643)	WTR18111	WTR20111	WTR24111	WTR26111	WTR28111	WTR210111	WTR30111	WTR34111	WTR38111	WTR310111
2'-1 7/8" (657)										
20 1/8" (511)										
2'-3 5/16" (694)	WTR1821	WTR2021	WTR2421	WTR2621	WTR2821	WTR21021	WTR3021	W		31021
2'-3 7/8" (707)										
22 1/8" (562)										
2'-5 5/16" (745)	WTR1823	WTR2023	WTR2423	WTR2623	WTR2823	WTR21023	WTR3023	WTR3423	WTR3823	WTR31023
2'-5 7/8" (758)										
24 1/8" (613)										
2'-9 5/16" (846)	WTR1827	WTR2027	WTR2427	WTR2627	WTR2827	WTR21027	WTR3027	WTR3427	WTR3827	WTR31027
2'-9 7/8" (860)										
28 1/8" (714)										
3'-3 5/16" (999)	WTR1831	WTR2031	WTR2431	WTR2631	WTR2831	WTR21031	WTR3031	WTR3431	WTR3831	WTR31031
3'-3 7/8" (1012)										
34 1/8" (867)										

OPTION FOR AWNING WIND. IN SHOWER.

- "Window Dimension" always refers to outside frame to frame dimension.
- **"Minimum Rough Opening" dimensions may need to be increased to allow for use of building wraps, flashing, sill panning, brackets, fasteners or other items. See pages 210-211 for more details.**
- Dimensions in parentheses are in millimeters.

Woodwright® Transom Window Area Specifications

Window Number	Glass Area Sq. Ft./(m²)		Overall Window Area Sq. Ft./(m²)	
WTR1810	0.74	(0.07)	1.80	(0.17)
WTR1815	1.53	(0.14)	2.90	(0.27)
WTR1817	1.75	(0.16)	3.20	(0.30)
WTR18111	2.18	(0.20)	3.80	(0.35)
WTR1821	2.40	(0.22)	4.10	(0.38)
WTR1823	2.62	(0.24)	4.40	(0.41)
WTR1827	3.05	(0.28)	5.00	(0.46)
WTR1831	3.70	(0.34)	5.90	(0.55)
WTR2010	0.93	(0.09)	2.14	(0.20)
WTR2015	1.93	(0.18)	3.44	(0.32)
WTR2017	2.20	(0.20)	3.79	(0.35)
WTR20111	2.74	(0.25)	4.50	(0.42)
WTR2021	3.02	(0.28)	4.86	(0.45)
WTR2023	3.29	(0.31)	5.22	(0.48)
WTR2027	3.83	(0.36)	5.93	(0.55)
WTR2031	4.65	(0.43)	7.00	(0.65)
WTR2410	1.12	(0.10)	2.47	(0.23)
WTR2415	2.32	(0.22)	3.97	(0.37)
WTR2417	2.65	(0.25)	4.38	(0.41)
WTR24111	3.30	(0.31)	5.21	(0.48)

Window Number	Glass Area Sq. Ft./(m²)		Overall Window Area Sq. Ft./(m²)	
WTR2421	3.63	(0.34)	5.62	(0.52)
WTR2423	3.96	(0.37)	6.03	(0.56)
WTR2427	4.61	(0.43)	6.85	(0.64)
WTR2431	5.60	(0.52)	8.09	(0.75)
WTR2610	1.21	(0.11)	2.64	(0.24)
WTR2615	2.51	(0.23)	4.24	(0.39)
WTR2617	2.87	(0.27)	4.68	(0.43)
WTR26111	3.58	(0.33)	5.56	(0.52)
WTR2621	3.94	(0.37)	6.00	(0.56)
WTR2623	4.29	(0.40)	6.44	(0.60)
WTR2627	5.00	(0.46)	7.32	(0.68)
WTR2631	6.07	(0.56)	8.63	(0.80)
WTR2810	1.31	(0.12)	2.80	(0.26)
WTR2815	2.71	(0.25)	4.51	(0.42)
WTR2817	3.09	(0.29)	4.98	(0.46)
WTR28111	3.86	(0.36)	5.91	(0.55)
WTR2821	4.24	(0.39)	6.38	(0.59)
WTR2823	4.63	(0.43)	6.84	(0.64)
WTR2827	5.40	(0.50)	7.78	(0.72)
WTR2831	6.55	(0.61)	9.18	(0.85)

Window Number	Glass Area Sq. Ft./(m²)		Overall Window Area Sq. Ft./(m²)	
WTR21010	1.40	(0.13)	2.97	(0.28)
WTR21015	2.91	(0.27)	4.78	(0.44)
WTR21017	3.32	(0.31)	5.27	(0.49)
WTR210111	4.14	(0.38)	6.26	(0.58)
WTR21021	4.55	(0.42)	6.76	(0.63)
WTR21023	4.96	(0.46)	7.25	(0.67)
WTR21027	5.79	(0.54)	8.24	(0.77)
WTR21031	7.02	(0.65)	9.73	(0.90)
WTR3010	1.50	(0.14)	3.14	(0.29)
WTR3015	3.10	(0.29)	5.05	(0.47)
WTR3017	3.54	(0.33)	5.57	(0.52)
WTR30111	4.42	(0.41)	6.61	(0.61)
WTR3021	4.86	(0.45)	7.14	(0.66)
WTR3023	5.30	(0.49)	7.66	(0.71)
WTR3027	6.18	(0.57)	8.70	(0.81)
WTR3031	7.49	(0.70)	10.27	(0.95
WTR3410	1.69	(0.16)	3.47	(0.3
WTR3415	3.49	(0.32)	5.58	(0

- Dimensions in parentheses are in square meters.

continued on

Andersen WINDOWS • DOORS

WOODWRIGHT® DOUBLE-HUNG INSERT WINDOWS

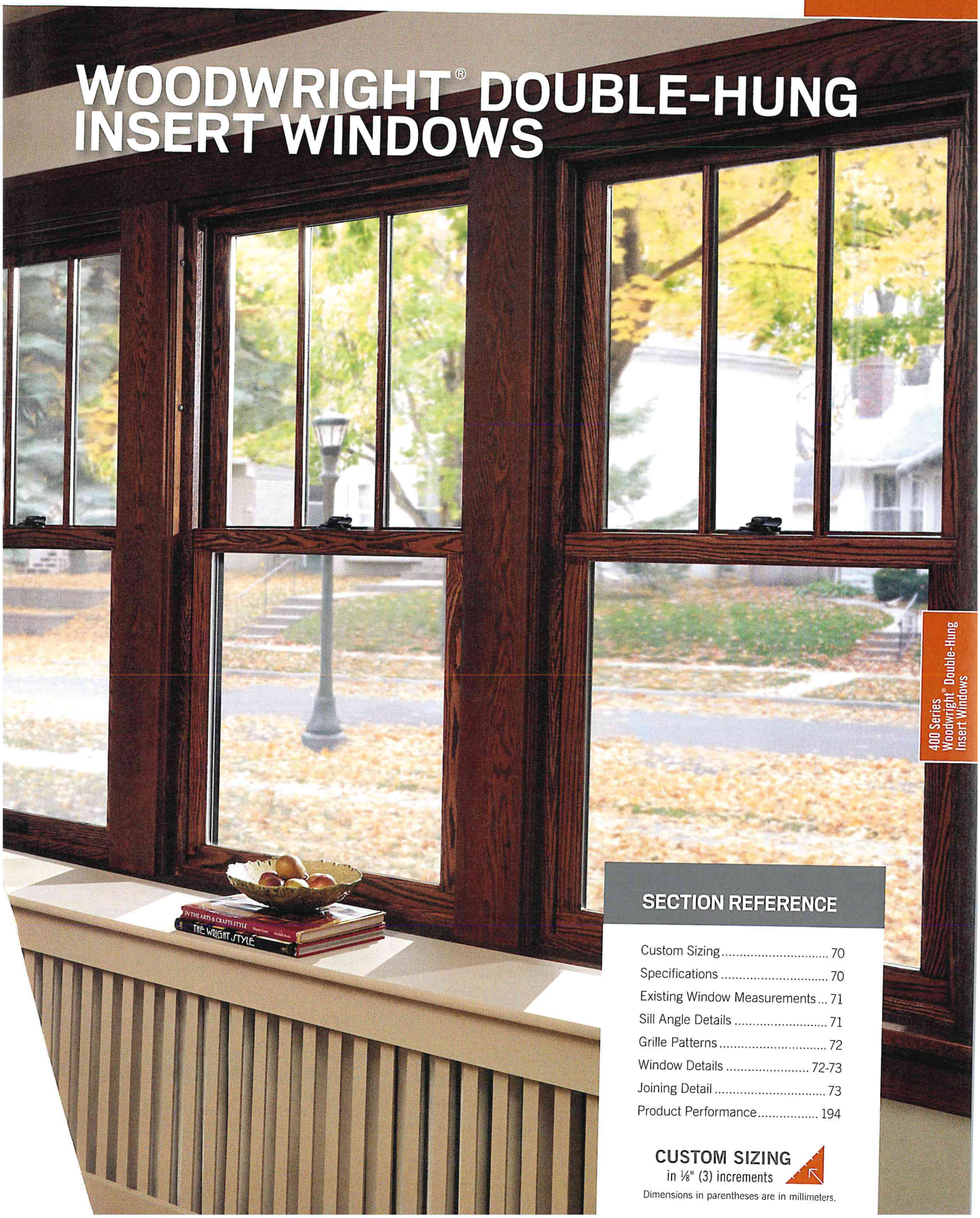

SECTION REFERENCE

CUSTOM SIZING
in ⅛" (3) increments

Dimensions in parentheses are in millimeters.

Sill Angles

Three sill angles are available — 0°, 8° and 14° — to closely match the existing sill in window replacement applications. See page 71 for details.



0° Sill Angle



8° Sill Angle



14° Sill Angle

Sill Angle Finder App

Our Sill Angle Finder App lets you quickly and easily find the sill angle of existing double-hung windows. Available for free for both iPhone® and Android™ smartphones. Download app for iPhone from the App Store℠ or for Android smartphones from the Google Play Store. The app is only available for smartphones, as tablets and other large devices are too bulky for measuring window sill angles.

Exterior Stop Cover



An exterior stop cover provides a clean transition from new window to the existing window casing.

Included Installation Materials

Flat, self-hanging shims, backer rod, installation screws and complete instructions are included with each insert window. Measurement guide and worksheet at **andersenwindows.com/measure**.

Sash Options*

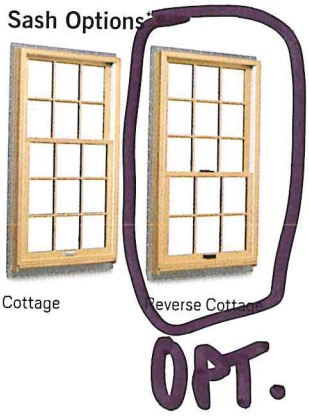

Cottage

Reverse Cottage

OPT.

ACCESSORIES Sold Separately

Frame

Wood Interior Stop

Optional interior stop with matching chamfer is available.

Sash

Window Opening Control Device Kit

A Window Opening Control Device Kit is available, which limits sash travel to less than 4" (102) when the window is first opened. Available factory applied or field applied in stone and white.

Installation

Coil Stock

Andersen® aluminum coil stock can be ordered to match any of our 11 trim colors. Made from .018" thick aluminum, Andersen coil stock is available in 24" (610) x 50' (15,240) rolls. Color-matched stainless steel trim nails 1 ¼" (32) long are also available and can be ordered in 1 lb/.454 kg boxes.

Security Sensors

Open/Closed Sensors

Wireless open/closed sensors are available in four colors. See page 15 for details.

Insect Screens

Insect Screen Frames

Choose full insect screen or half insect screen. Half insect screen (shown above) allows ventilation without affecting the view through the upper sash. Frames are available in colors to match product exteriors.

TruScene® Insect Screen

Exclusive Andersen TruScene insect screens provide over 50% more clarity than our conventional insect screens for a beautiful unobstructed view. They allow more fresh air and sunlight in, while doing a better job of keeping out small insects.

Conventional Insect Screen

Conventional insect screens have charcoal powder-coated aluminum screen mesh.

Grilles

Grilles are available in a variety of configurations and widths. For double-hung grille patterns, see page 72.

CAUTION:

- Painting and staining may cause damage to rigid vinyl.
- Do not paint 400 Series windows with white, canvas, Sandtone, forest green, dark bronze or black exterior colors.
- Andersen does not warrant the adhesion or performance of homeowner-applied paint over vinyl or other factory-coated surfaces.
- 400 Series windows in Terratone color may be painted any color lighter than Terratone color using quality oil-based or latex paint.
- For vinyl painting instructions and preparation, contact your Andersen supplier.
- Do not paint weatherstrip.
- Creosote-based stains should not come in contact with Andersen products.
- Abrasive cleaners or solutions containing corrosive solvents should not be used on Andersen products.

For more information about **glass, patterned glass, grilles and TruScene insect screens,** ee pages 12-14.

r more information about **nbination designs, product ormance, installation ctions and accessories,** ges 181-211 or visit **enwindows.com**.

* Shown on 400 Series tilt-wash double-hung full-frame windows.

Dimensions in parentheses are in millimeters.

Existing Window Measurements

Required measurements:

1. **Existing Opening Height**
2. **Existing Sill Angle**
3. **Existing Opening Width**

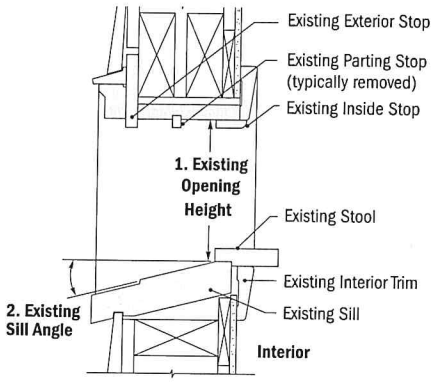

Vertical Section

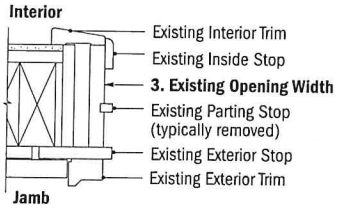

Horizontal Section

Existing Double-Hung Window

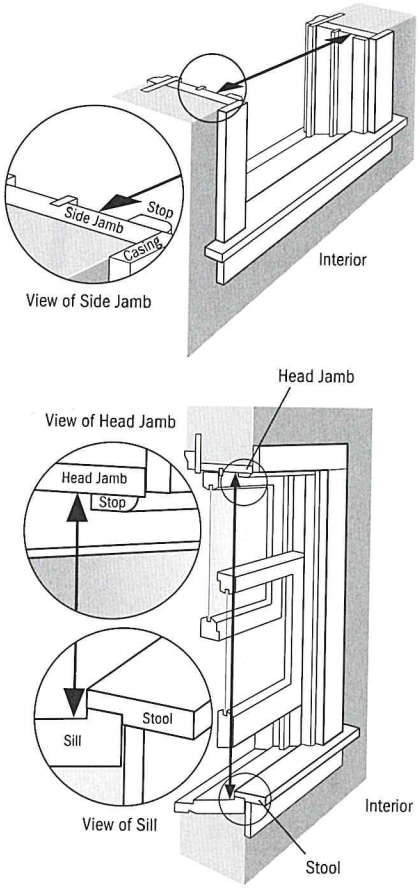

Existing Picture Window

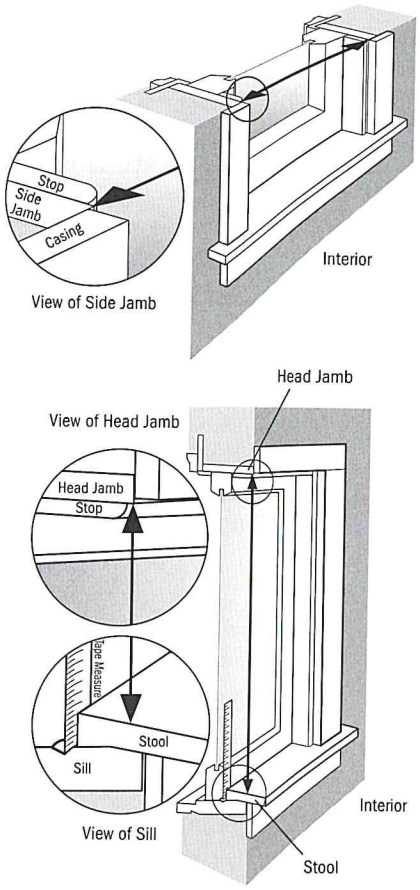

Sill Angle Details

Scale 3" (76) = 1'-0" (305) – 1:4

Select a sill angle that most closely matches your existing sill angle. Windows with a smaller sill angle will have a larger maximum height. A "Sill Angle Finder App" is available, see page 69.

NEW SASHES IN EXISTING FRAMES.

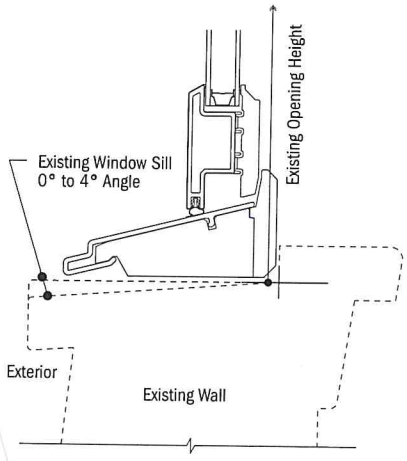

0° Sill

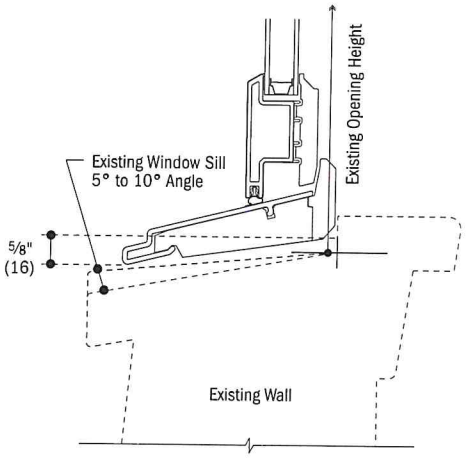

8° Sill

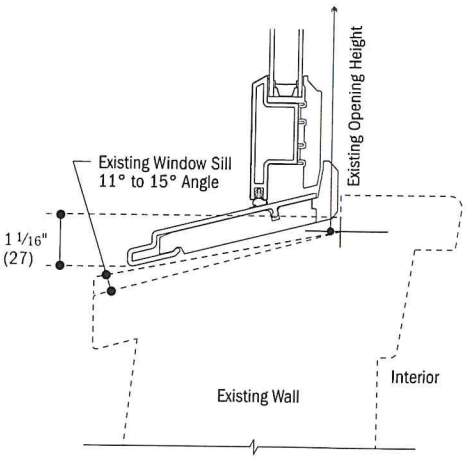

14° Sill

's are for illustration only and are not intended to represent product installation methods or materials. Refer to product installation guides at andersenwindows.com.
sions in parentheses are in millimeters.
andersenwindows.com/measure for detailed instructions on how to properly measure for insert windows.

Woodwright® Picture Insert Window Details

Scale 1½" (38) = 1'-0" (305) – 1:8

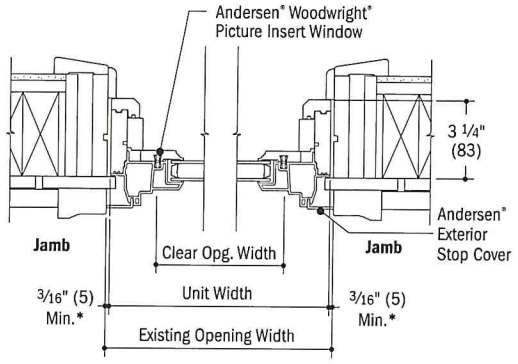

Horizontal Section

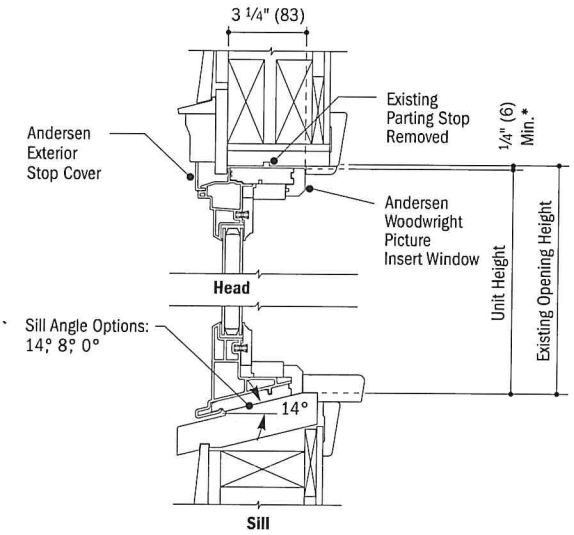

Vertical Section

Woodwright® Transom Insert Window Details

Scale 1½" (38) = 1'-0" (305) – 1:8

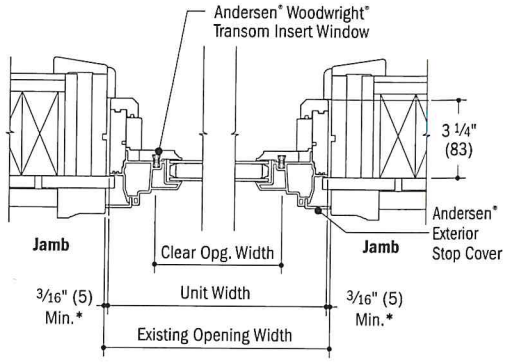

Horizontal Section

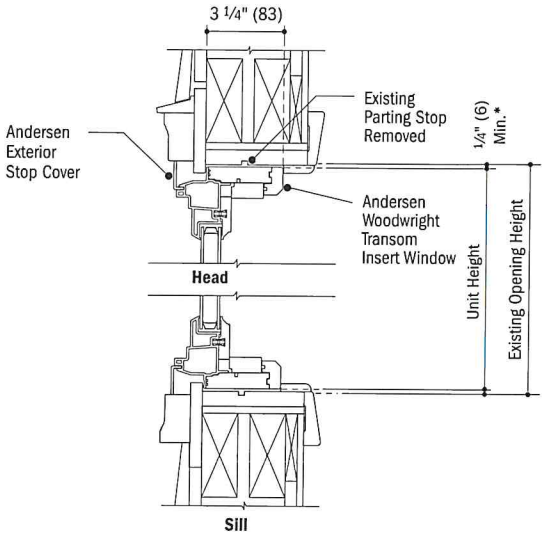

Vertical Section

Joining Combinations

Join insert windows in one-way horizontal (stack) or vertical (ribbon) combinations.

Do not join insert windows in two-way combinations.

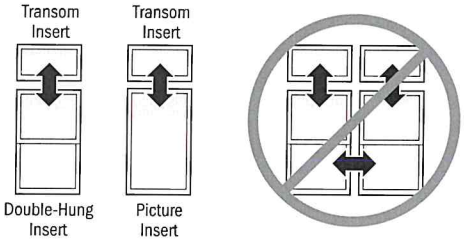

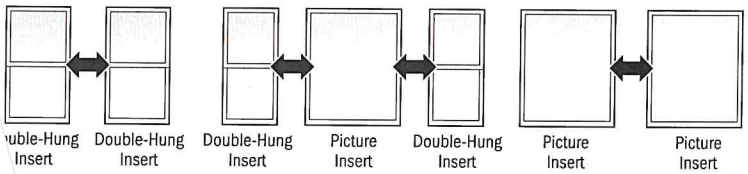

Vertical (ribbon) Joining Detail

Scale 1½" (38) = 1'-0" (305) – 1:8

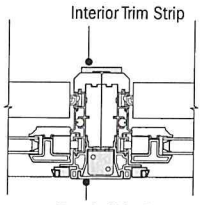

Horizontal Section

Woodwright® Double-Hung Insert to Woodwright Double-Hung Insert

For more joining information, see the combination designs section starting on page 181.

t-colored areas are parts included with window. Dark-colored areas are additional Andersen® parts required to complete window assembly as shown.
ils are for illustration only and are not intended to represent product installation methods or materials. Refer to product installation guides at andersenwindows.com.
nsions in parentheses are in millimeters.
o andersenwindows.com/measure for detailed instructions on how to properly measure for insert windows.

LINE ITEM QUOTES

The following is a schedule of the windows and doors for this project. For additional unit details, please see Line Item Quotes. Additional charges, tax or Terms and Conditions may apply. Detail pricing is per unit.

Line #1 Qty: 1	Mark Unit: Typical DH Proposed			

MARVIN

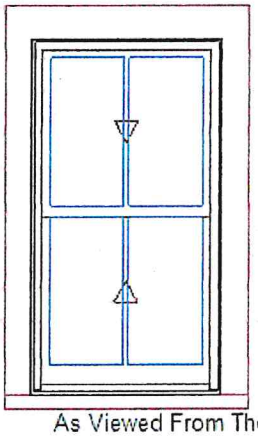

As Viewed From The Exterior

Entered As: FS
MO 42" X 67 27/32"
FS 32 1/2" X 59 1/2"
OC 41 1/2" X 67 19/32"
RO 33 1/2" X 60"
Egress Information
Width: 28 29/32" Height: 24 11/16"
Net Clear Opening: 4.96 SqFt
Performance Information
U-Factor: 0.3
Solar Heat Gain Coefficient: 0.27
Visible Light Transmittance: 0.46
Condensation Resistance: 56
CPD Number: MAR-N-425-17180-00001
ENERGY STAR: NC
Performance Grade
Licensee #1127
AAMA/WDMA/CSA/101/ I.S.2/A440-08
LC-PG50 1149X2223 mm (45.3X87.5 in)
LC-PG50 DP +50/-50
FL17635

Clad Color Clad Exterior
A valid color option must be selected before placing an order. Current pricing valid for standard color options only.
Primed Pine Interior
Ultimate Double Hung G2
Frame Size 32 1/2" X 59 1/2"
Standard CN Height 26
Rough Opening 33 1/2" X 60"
Top Sash
Clad Color Clad Sash Exterior
A valid color option must be selected before placing an order. Current pricing valid for standard color options only.
Primed Pine Sash Interior
IG
Low E2 w/Argon
Black Perimeter and Spacer Bar
7/8" SDL - With Spacer Bar - Black
Rectangular - Special Cut 2W1H
Clad Color Clad Ext - Primed Pine Int
Ogee Interior Glazing Profile
Bottom Sash
Clad Color Clad Sash Exterior
A valid color option must be selected before placing an order. Current pricing valid for standard color options only.
Primed Pine Sash Interior
IG
Low E2 w/Argon
Black Perimeter and Spacer Bar
7/8" SDL - With Spacer Bar - Black
Rectangular - Special Cut 2W1H
Clad Color Clad Ext - Primed Pine Int
Ogee Interior Glazing Profile
Black Interior Weather Strip Package
Black Exterior Weather Strip Package
Oil Rubbed Bronze Sash Lock
Oil Rubbed Bronze Top Sash Strike Plate Assembly Color
Extruded Aluminum Screen
Clad Color Surround
A valid color option must be selected before placing an order. Current pricing valid for standard color options only.
Bright View Mesh
***Screen/Combo Ship Loose
6 9/16" Jambs
Casing with Subsill
Clad Color Potter w/ 4 1/2 Clad Casing A1444-5 - Top
Clad Color 4 1/2" (A1444) Clad Flat Casing - Side
A valid color option must be selected before placing an order. Current pricing valid for standard color options only.
Clad Color A1452 Subsill
A valid color option must be selected before placing an order. Current pricing valid for standard color options only.
Applied End Cap/Subsill Lineal Cap Option
No Installation Method
***Note: When installing units with casing, always install, flash, and seal (including the use of backer rod in masonry applications) the window or door per the installation instructions included with the unit.
***Note: Unit Availability and Price is Subject to Change

MARVIN "HOUSE STANDARD" WINDOW.

PRODUCT AND PERFORMANCE INFORMATION

NFRC energy ratings and values may vary depending on the exact configuration of glass thickness used on the unit. This data may change over time due to ongoing product changes or updated test results or requirements.

The National Fenestration Rating Council (NFRC) has developed and operates a uniform national rating system for the energy performance of fenestration products, including windows and doors. For additional information regarding this rating system, see www.nfrc.org.

NFRC energy values and ratings may change over time due to ongoing product changes, updated test results or requirements.

Review the map below to determine if your units meet ENERGY STAR for your location.

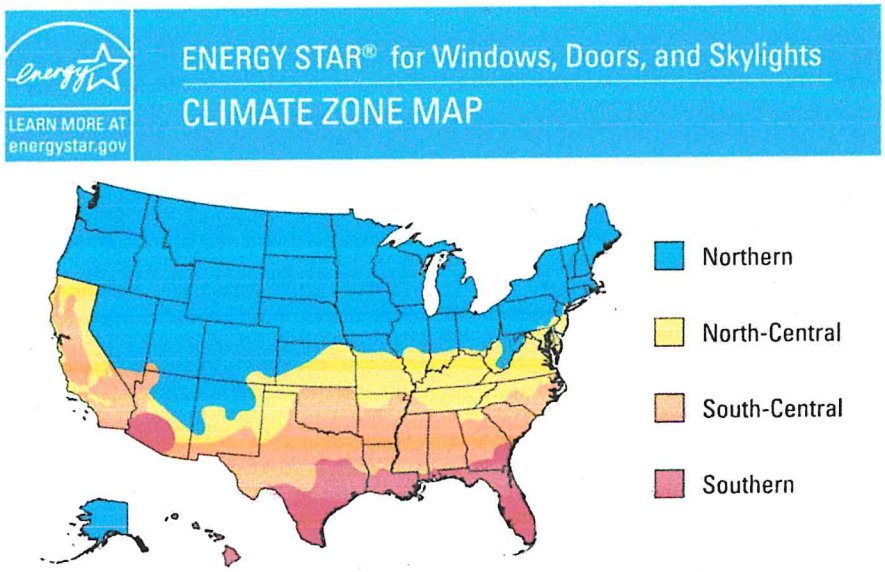

International Energy Conservation Code (IECC) Climate Regions

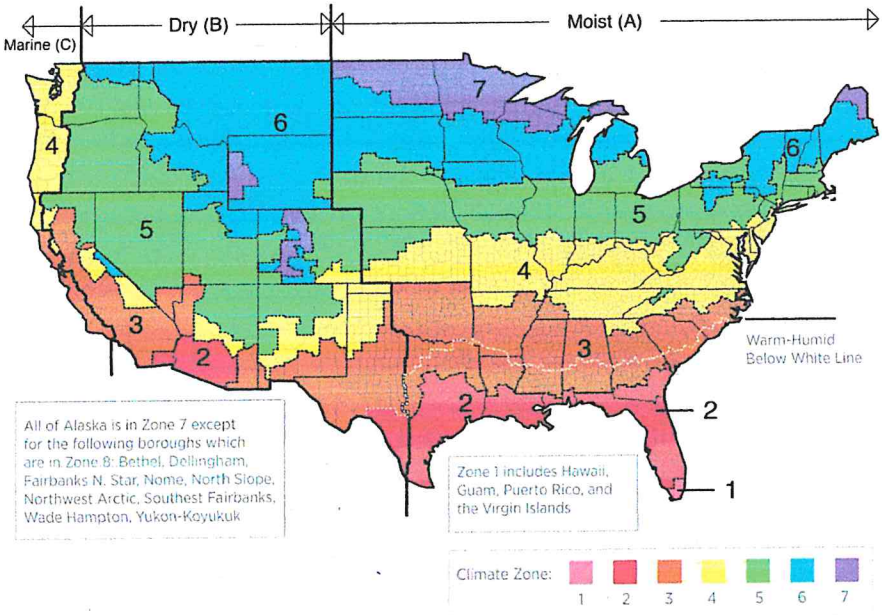

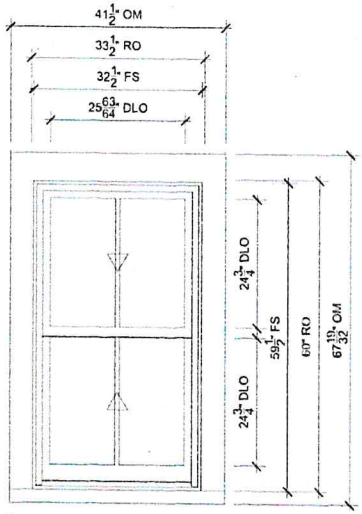

Product Line	Unit Description
Ultimate	Double Hung G2

TYPICAL DH PROPOSED

SCALE: 1/2" = 1'-0"

- 1/2 Head
- 2/2 Jamb
- 3/2 Sill
- 4/2 Divided Lite
- 5/2 Checkrail

MARVIN

ORDERING PRODUCTS WITH REFERENCE TO SHOP DRAWINGS: Before ordering Marvin products illustrated within these shop drawings, a copy of these drawings approved by a responsible signature of the purchaser must be returned to the Architectural Division at Marvin Windows & Doors, P.O. Box 100, Warroad, Minnesota 56763. If the Marvin products included herein are ordered without reference to the approved shop drawings, Marvin Windows and Doors assumes no responsibility in guaranteeing product coordination with the drawings.

PROJ/JOB: Tom Dawson / Bristol, RI Addition
DIST/DEALER: MARVIN WINDOWS AND DOORS
DRAWN: JIM FARO
QUOTE#: WRKHJCP PK VER:0003.51.00 CREATED: 03/06/2023 REVISION:

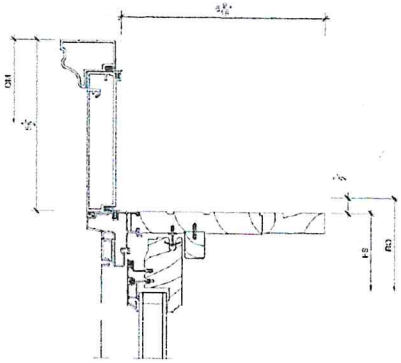

1/2 Head

SCALE: 3" = 1'-0"

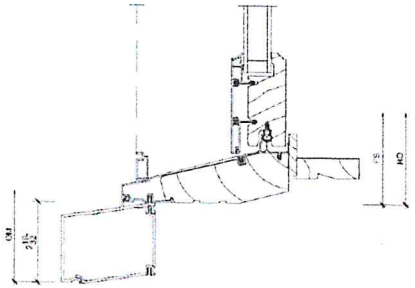

3/2 Sill

SCALE: 3" = 1'-0"

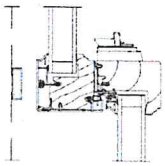

5/2 Checkrail

SCALE: 3" = 1'-0"

7/2 NOT USED

SCALE: 3" = 1'-0"

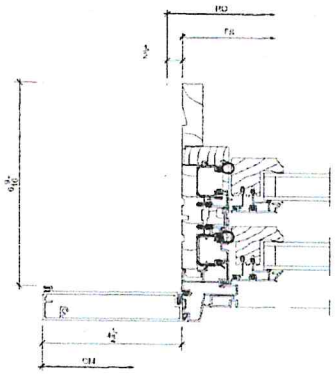

2/2 Jamb

SCALE: 3" = 1'-0"

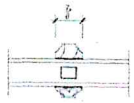

4/2 Divided Lite

SCALE: 3" = 1'-0"

6/2 NOT USED

SCALE: 3" = 1'-0"

8/2 NOT USED

SCALE: 3" = 1'-0"

MARVIN

ORDERING PRODUCTS WITH REFERENCE TO SHOP DRAWINGS: Before ordering the Marvin products illustrated within these shop drawings, a copy of these drawings accompanied by an approved signature of the purchaser must be returned to the Architectural Division at Marvin Windows & Doors, P.O. Box 100, Warroad, Minnesota 56763. If the Marvin products included herein are ordered without reference to the approved shop drawings, Marvin Windows and Doors assumes no responsibility in guaranteeing product coordination with the drawings.

PROJ/JOB: Tom Dawson / Bristol, RI Addition

DIST/DEALER: MARVIN WINDOWS AND DOORS

DRAWN: JIM FARO

QUOTE#: WRKHJCP PK VER:0003.51.00 CREATED: 03/06/2023 REVISION:

SHEET 2 OF 2

"I specifically chose the Solatube Smart LED model for my own office as well as our breakroom. They are absolutely amazing! I have comfortable daylight during the day and, if I'm working into the evening, the LED lights automatically turn on. When I leave to go home, the occupancy sensor turns the LED lights off. I never even have to flip a switch. Simple, effective and guaranteed energy savings."

— Alan Rich
Alan Rich & Associates, APLC

(SUNTUBE / DAYLIGHTING)

Solatube® Smart LED™ System

Daylighting designed with integrated lighting

WILLCO Sales & Service Inc — EST. 1957

Wes Roussel
wesroussel@willcosales.com
Cell 203-218-6083

Hingham, MA — Stratford, CT

SOLATUBE New England Master Dealer

18 King Street ▲ P.O. Box 320003 ▲ Stratford, CT 06615
203-366-3895 ▲ FAX 203-366-6344
800-292-0401
www.willcosales.com



Smart LED System Benefits

The revolutionary Solatube Smart LED System unites LEDs with proven Solatube daylighting design. It features proprietary SunSense™ Technology that monitors the daylight levels in the system and automatically triggers the LEDs when daylight levels get too low. This seamless transition from no-cost natural light to energy-efficient LED light reduces energy use by up to 94%, making the Smart LED System an unbeatable sustainable lighting option and the most energy-efficient commercial lighting solution for small- to medium-sized spaces.

- Significantly cuts electricity use for lower energy costs
- LEDs lasts up to 25 times longer than traditional light sources for decades of worry-free operation with zero maintenance
- Adapts automatically to climatic and seasonal changes to ensure lighting requirements are met every day throughout the year

Technology that Creates Light in a Smarter Way

The Smart LED System combines two of the world's most energy efficient light sources into one high-performing unit. Featuring a patented rooftop dome, the system captures the sun's rays, transfers them up to 20 ft (6 m) through highly reflective tubing, then distributes them throughout the space using specially designed diffusers. When daylight wanes, LEDs that are 75% to 80% more efficient than traditional sources supply the light.

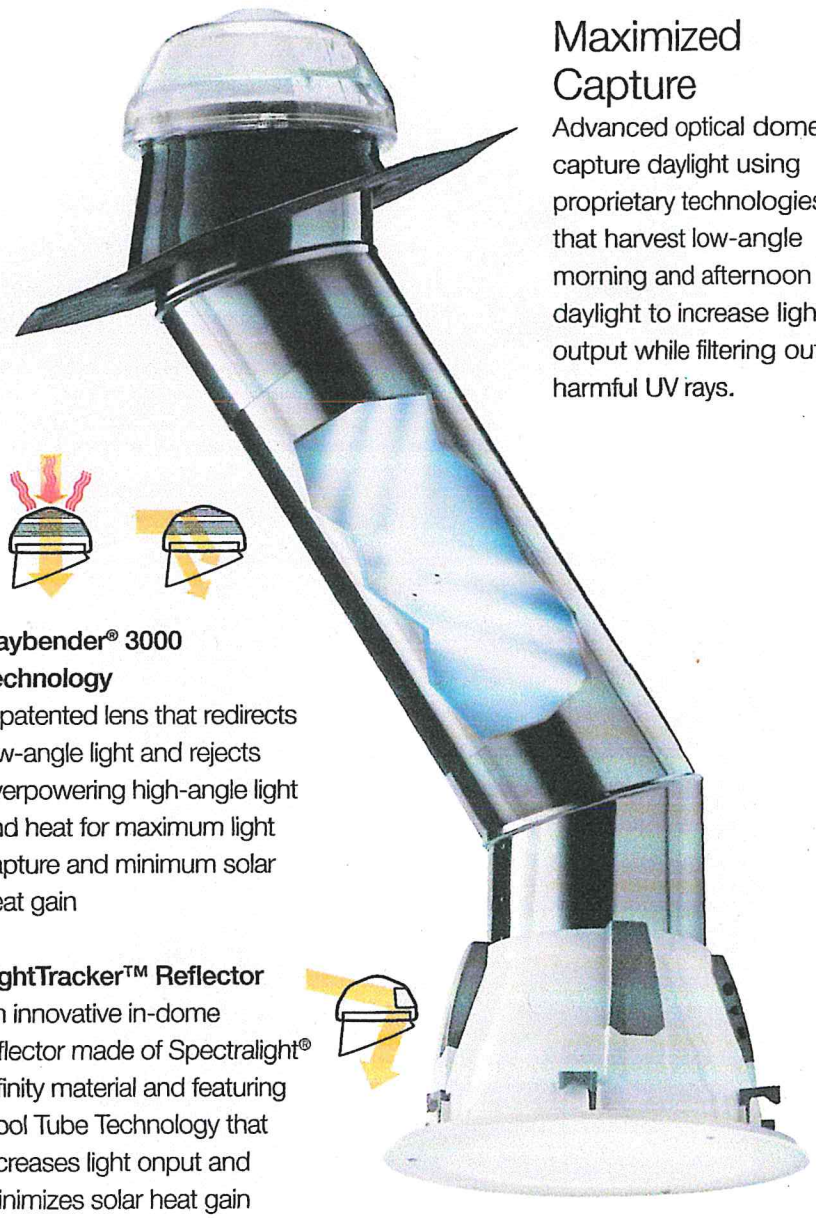

Maximized Capture

Advanced optical domes capture daylight using proprietary technologies that harvest low-angle morning and afternoon daylight to increase light output while filtering out harmful UV rays.

Raybender® 3000 Technology
A patented lens that redirects low-angle light and rejects overpowering high-angle light and heat for maximum light capture and minimum solar heat gain

LightTracker™ Reflector
An innovative in-dome reflector made of Spectralight® Infinity material and featuring Cool Tube Technology that increases light onput and minimizes solar heat gain

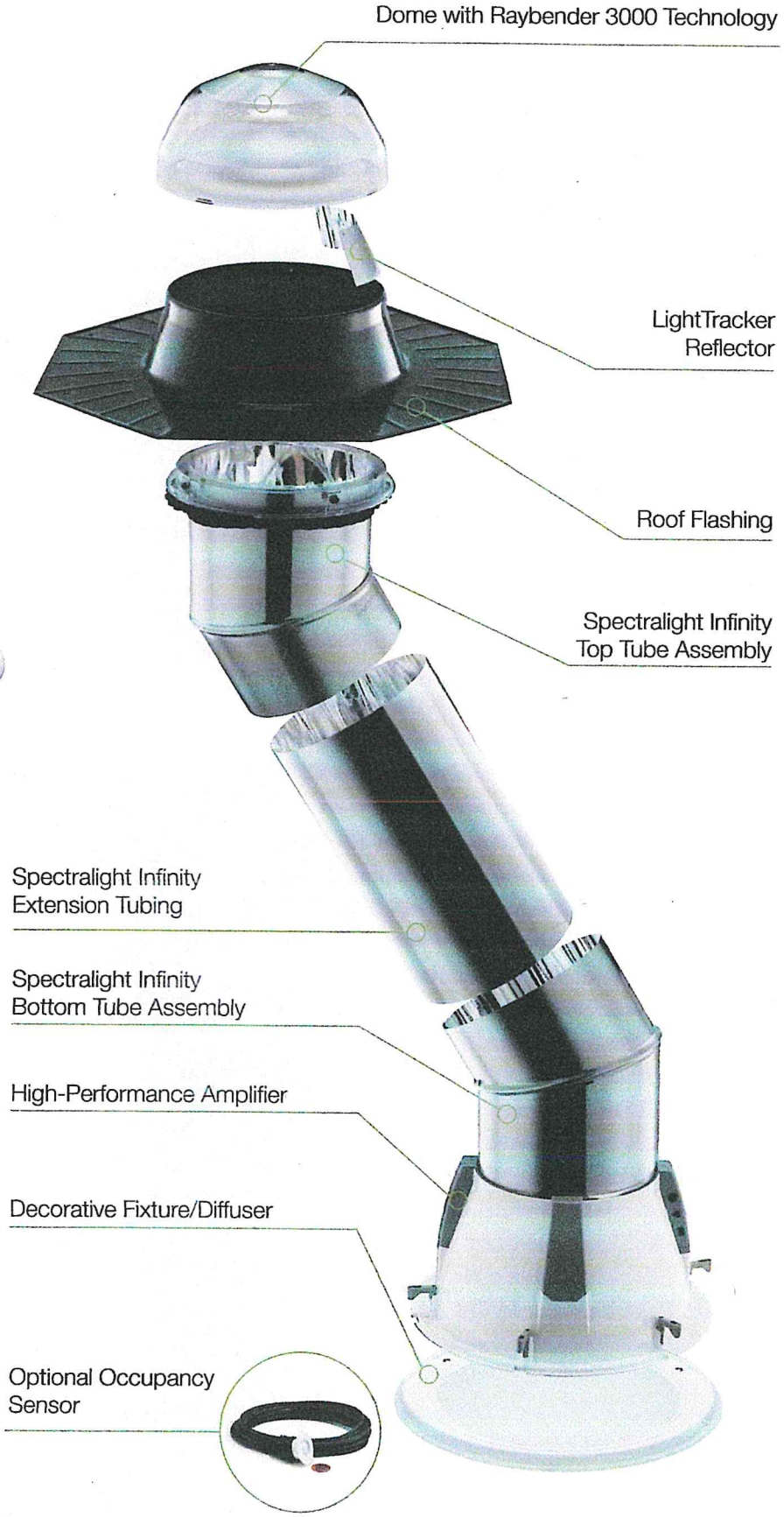

High-Performance Amplifier

The patented Amplifier redirects light downward at the most effective angle, maximizing light output for powerful performance.

Daylight Sensor

A Daylight Sensor automatically activates the LEDs when needed to maintain consistent light levels.



Light Emitting Diodes (LEDs)

Four 3000K LEDs provide ultra-energy efficient lighting designed to last up to 20 years.



Optional Occupancy Sensor

Automatically triggers LEDs when light levels are low in an occupied area.

Timberline HD® Shingles

Made to protect your home. Your story. And those of over 50 million of your fellow Americans!



Timberline HD® Shingles Provide These Unique Benefits:

Great Value

Architecturally stylish but practically priced

Dimensional Look

Features GAF proprietary color blends and enhanced shadow effect for a genuine wood-shake look

Highest Roofing Fire Rating

UL Class A, Listed to ANSI/UL 790

High Performance

Designed with Advanced Protection® Shingle Technology, which reduces the use of natural resources while providing excellent protection for your home (visit gaf.com/APS/ to learn more)

Stays in Place

Dura Grip™ Adhesive seals each shingle tightly and reduces the risk of shingle blow-off. Shingles warranted to withstand winds up to 130 mph (209 km/h)[1]

StainGuard® Protection

Helps ensure the beauty of your roof against unsightly blue-green algae[2]

Peace of Mind

Lifetime ltd. transferable warranty with Smart Choice® Protection (non-prorated material and installation labor coverage) for the first ten years[3]

Perfect Finishing Touch

For the best look, use Timbertex® Premium Ridge Cap Shingles or Ridglass® Premium Ridge Cap Shingles[4]

(ROOFING).

<TO MATCH 'NEW' ROOF, DONE IN 2017>.

[1]This wind speed coverage requires special installation; see *GAF Shingle & Accessory Ltd. Warranty* for details.
[2]StainGuard™ Protection applies only to shingles with StainGuard™-labeled packaging. See *GAF Shingle & Accessory Ltd. Warranty* for complete coverage and restrictions.
[3]See *GAF Shingle & Accessory Ltd. Warranty* for complete coverage and restrictions. The word "Lifetime" refers to the length of coverage provided by the *GAF Shingle & Accessory Ltd. Warranty* and lasts as long as the original individual owner(s) of a single-family, detached residence (or the second owner(s) in certain circumstances) owns the property where the shingles are installed. For owners/structures not meeting the above criteria, Lifetime coverage is not applicable.
[4]These products are not available in all areas. See www.gaf.com/ridgecapavailability for details.

Colors & Availability

Regional Availability

Northeast, Southeast, Southwest, West, and Central Areas

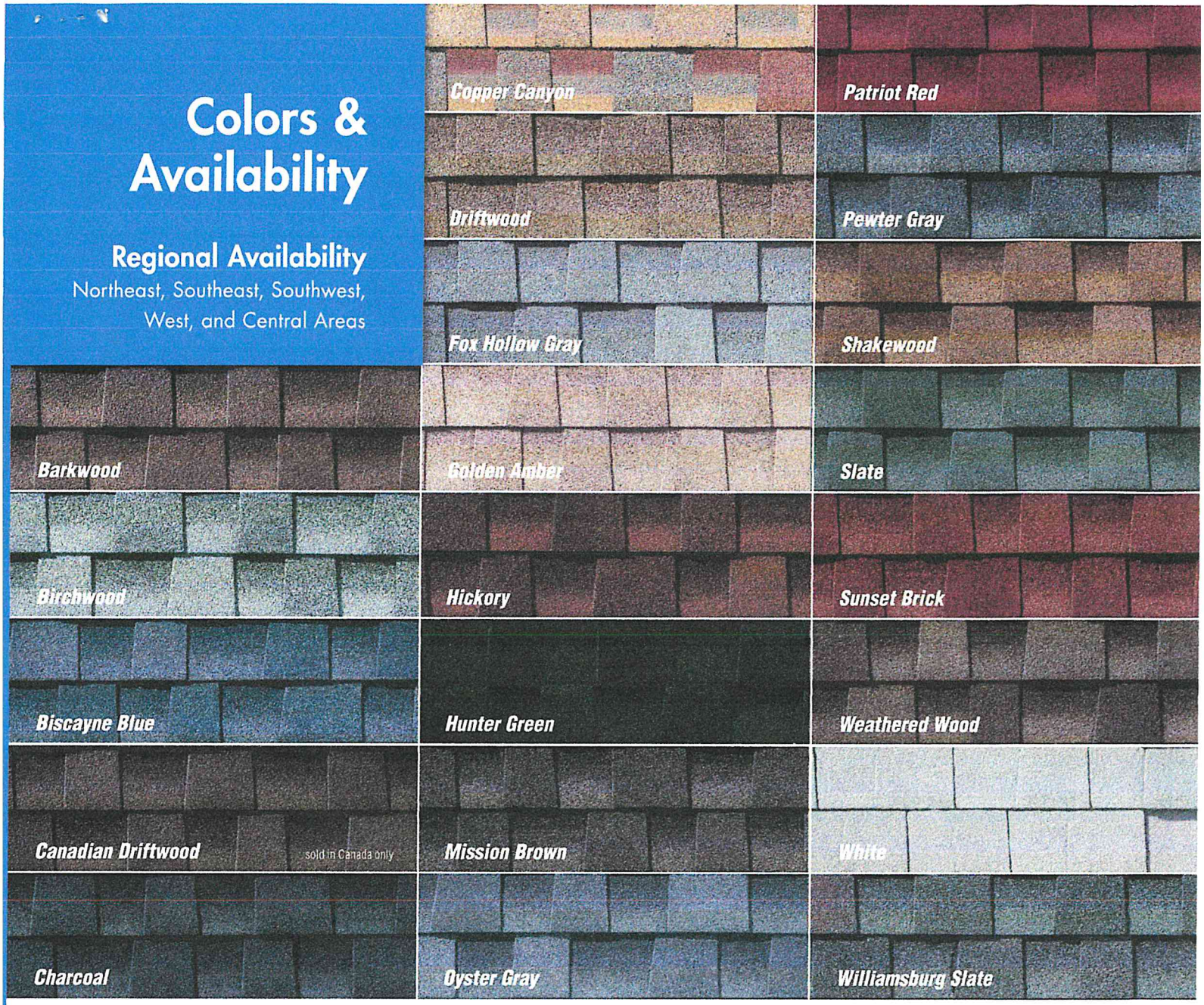

Applicable Standards & Protocols

- UL Listed to ANSI/UL 790 Class A
- Miami-Dade County Product Control approved
- State of Florida approved
- UL 997 modified to 110 mph
- Classified by UL in accordance with ICC-ES AC438
- Meets ASTM D7158, Class H
- Meets ASTM D3161, Class F
- Meets ASTM D3018, Type 1
- Meets ASTM D3462[1]
- ICC-ES Evaluation Reports ESR-1475 and ESR-3267
- Texas Department of Insurance listed
- CSA A123.5[2]
- ENERGY STAR® Certified (White Only) (U.S. Only)
- Rated by the CRRC
- Can be used to comply with Title 24 cool roof requirements
- Meets the cool roof requirements of the Los Angeles Green Building Code (Birchwood, Copper Canyon, Golden Amber, and White Only)

Product/System Specifics[3]

- Fiberglass Asphalt Construction
- Dimensions (approx.): 13 1/4" x 39 3/8" (337 x 1,000 mm)
- Exposure: 5 5/8" (143 mm)
- Bundles/Square: 3
- Pieces/Square: 64
- StainGuard® Protection: Yes[4]
- Hip/Ridge: Timbertex®; Seal-A-Ridge®; Z® Ridge; Ridglass®
- Starter: Pro-Start® & WeatherBlocker™

Installation

Detailed installation instructions are provided on the inside of each bundle wrapper of Timberline HD® Shingles. Installation instructions may also be obtained at gaf.com.

[1]Periodically tested by independent and internal labs to ensure compliance with ASTM D3462 at time of manufacture.
[2]Refers to shingles sold in Canada only.
[3]Refer to complete published installation instructions.
[4]StainGuard® Protection applies only to shingles with StainGuard®-labeled packaging. See *GAF Shingle & Accessory Ltd. Warranty* for complete coverage and restrictions.

Note: It is difficult to reproduce the color clarity and actual color blends of these products. Before selecting your color, please ask to see several full-size shingles.

(LIGHTING).

DOCK LIGHTS – SOME OPTIONS FOR CONTEXTUAL LIGHTING

EXISTING CONDITIONS:

HOUSE DRAWINGS

THE DAWSON RESIDENCE, 15 BURTON ST., BRISTOL, RI

ADDITION & RENOVATION PROJECT, 2023

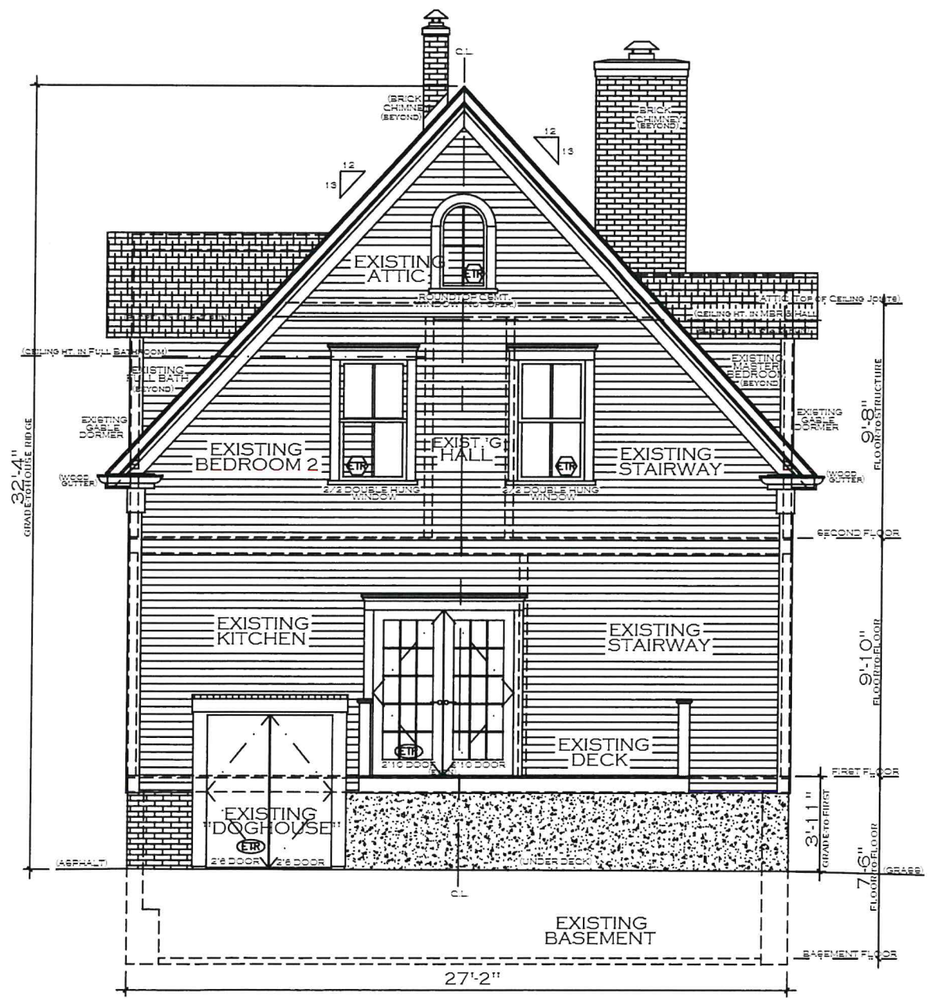

EXCON: REAR ELEVATION

08/25/2021 SCALE: 1/4"=1'-0" T. Dawson

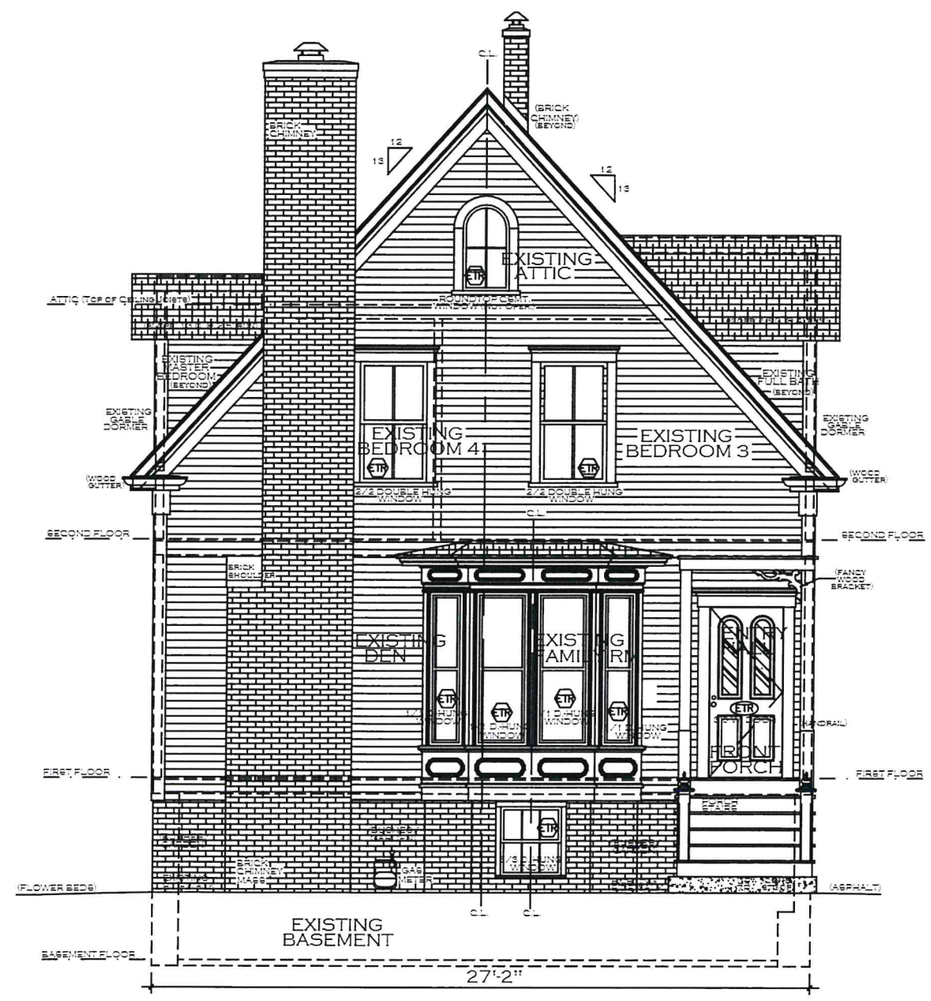

EXCON: FRONT ELEVATION

08/25/2021 SCALE: 1/4"=1'-0" T. Dawson

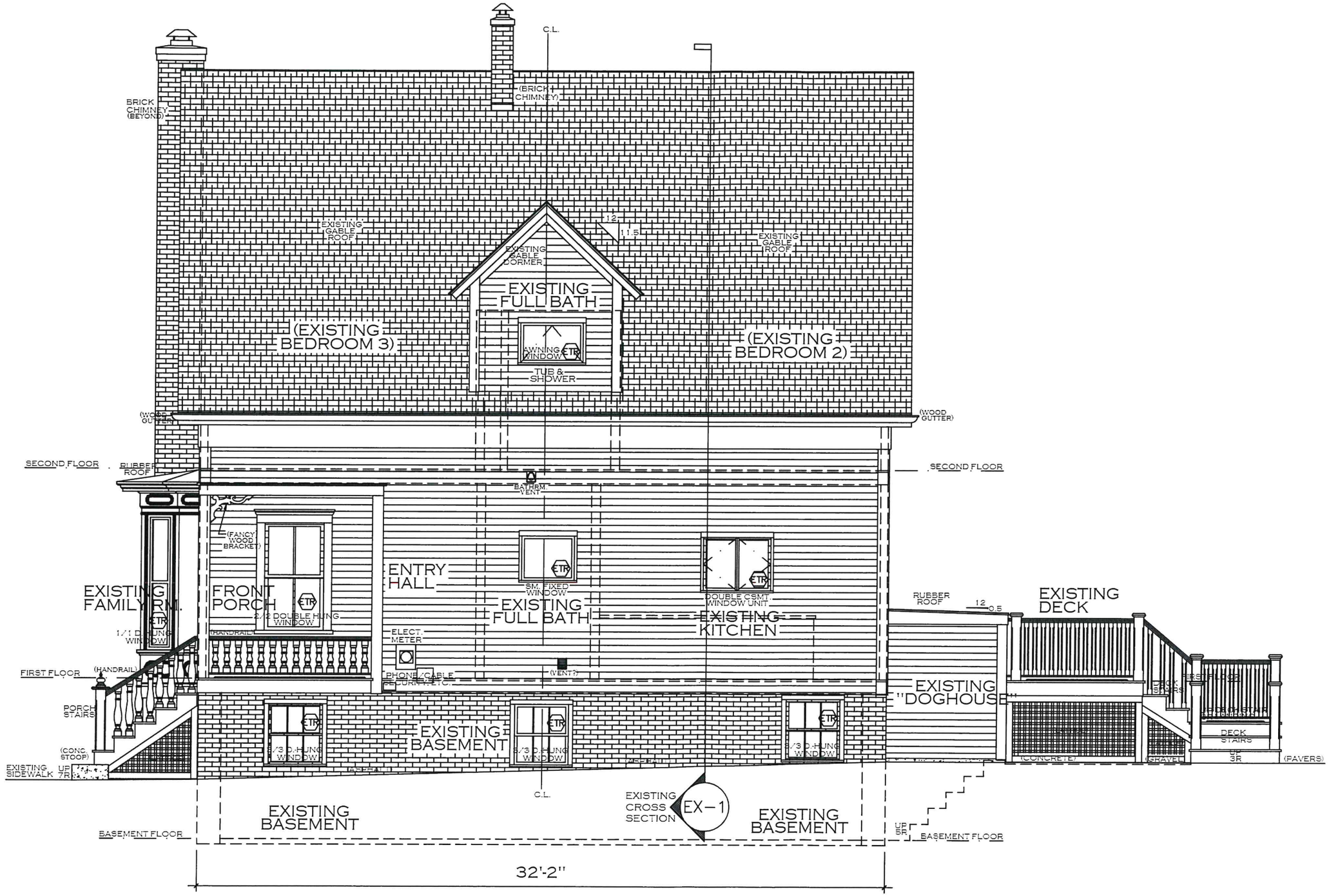

EXCON: SIDE ELEVATION

08/25/2021 SCALE: 1/4"=1'-0" T. Dawson

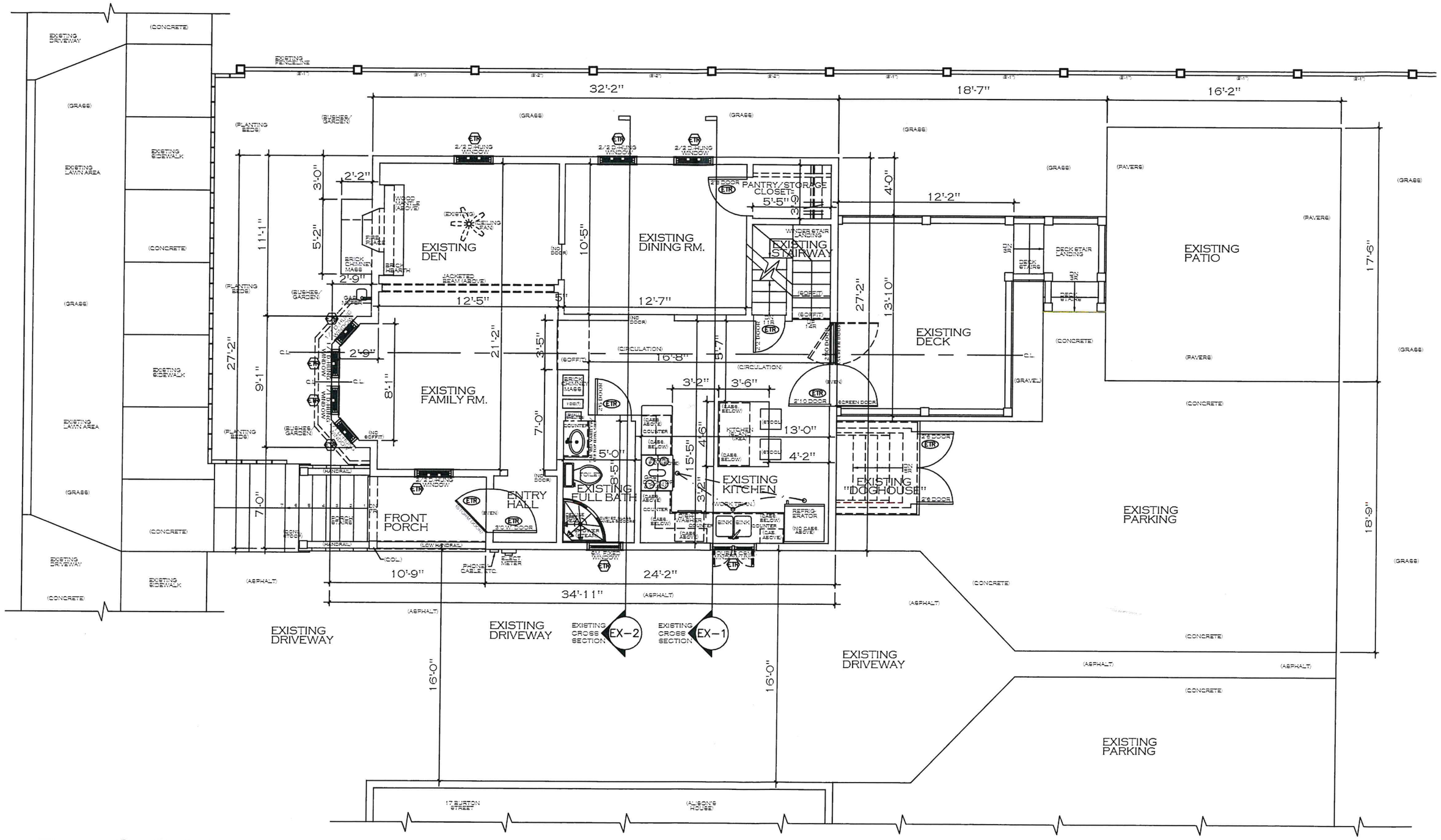

EXCON: FIRST FLOOR PLAN with GROUND SITE PLAN

08/25/2020

SCALE: 1/4"=1'-0"

T. Dawson

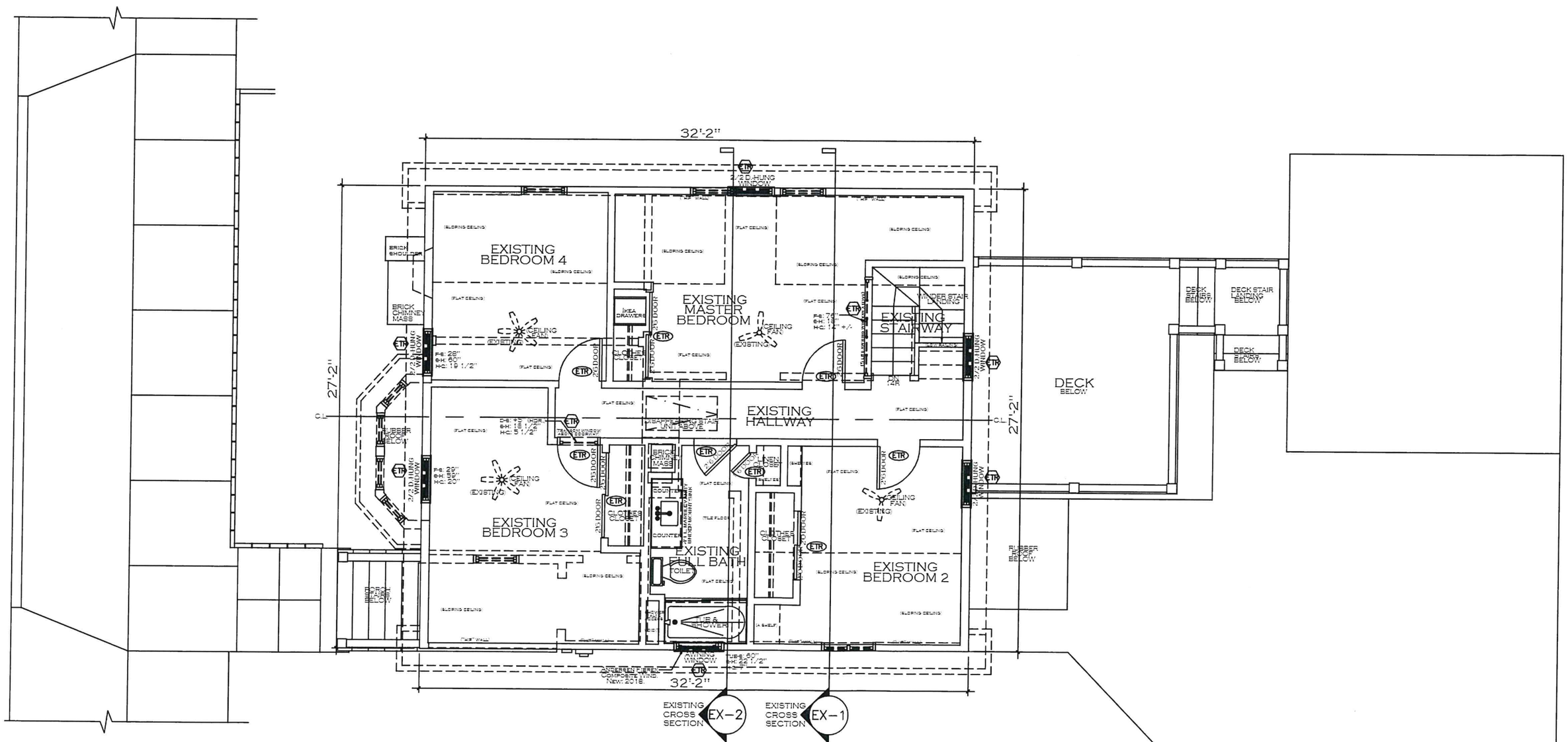

EXCON: SECOND FLOOR PLAN

08/25/2021 SCALE: 1/4"=1'-0" T. Dawson

PROPOSED NEW WORK:

DESIGN DRAWINGS

THE DAWSON RESIDENCE, 15 BURTON ST., BRISTOL, RI

ADDITION & RENOVATION PROJECT, 2023

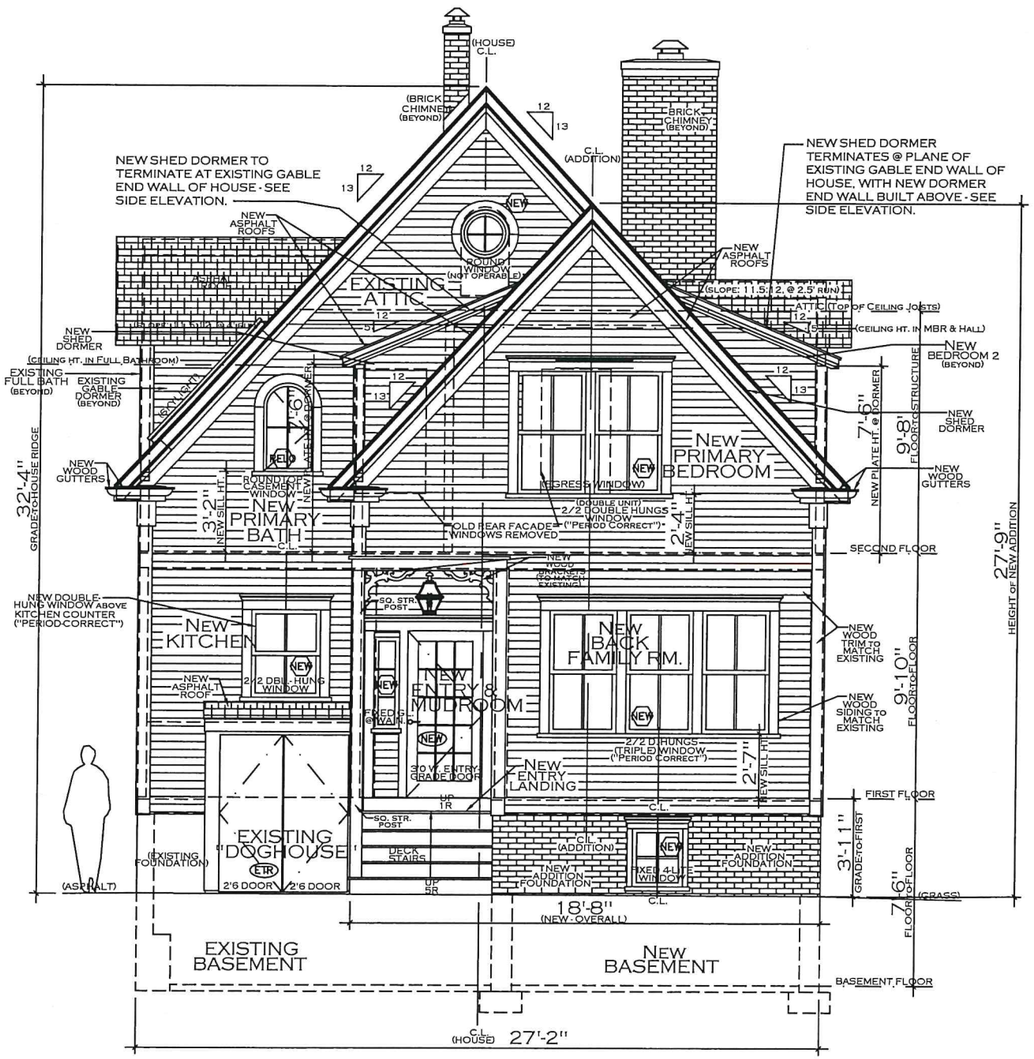

SD-B4:REAR ELEVATION

02/14/23 SCALE: 1/4"=1'-0" T. Dawson

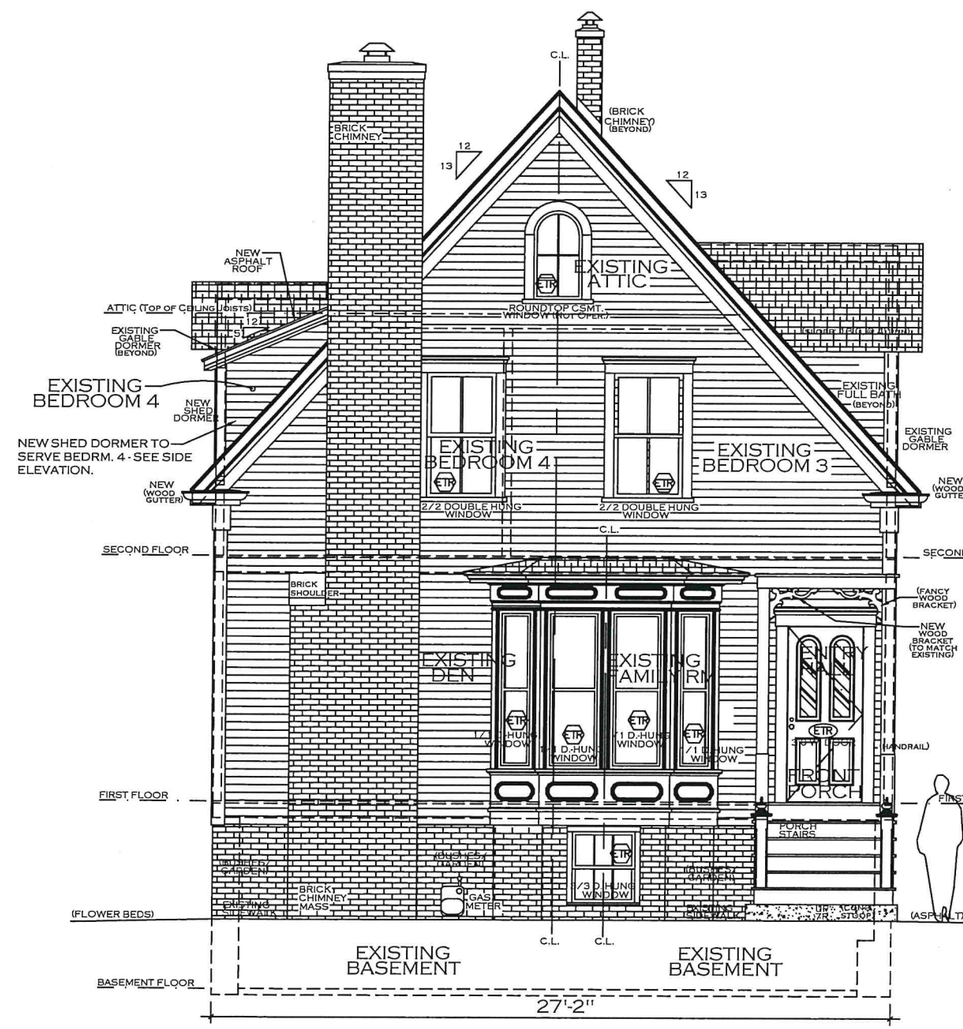

SD-B4:FRONT ELEVATION

02/14/23 SCALE: 1/4"=1'-0" T. Dawson

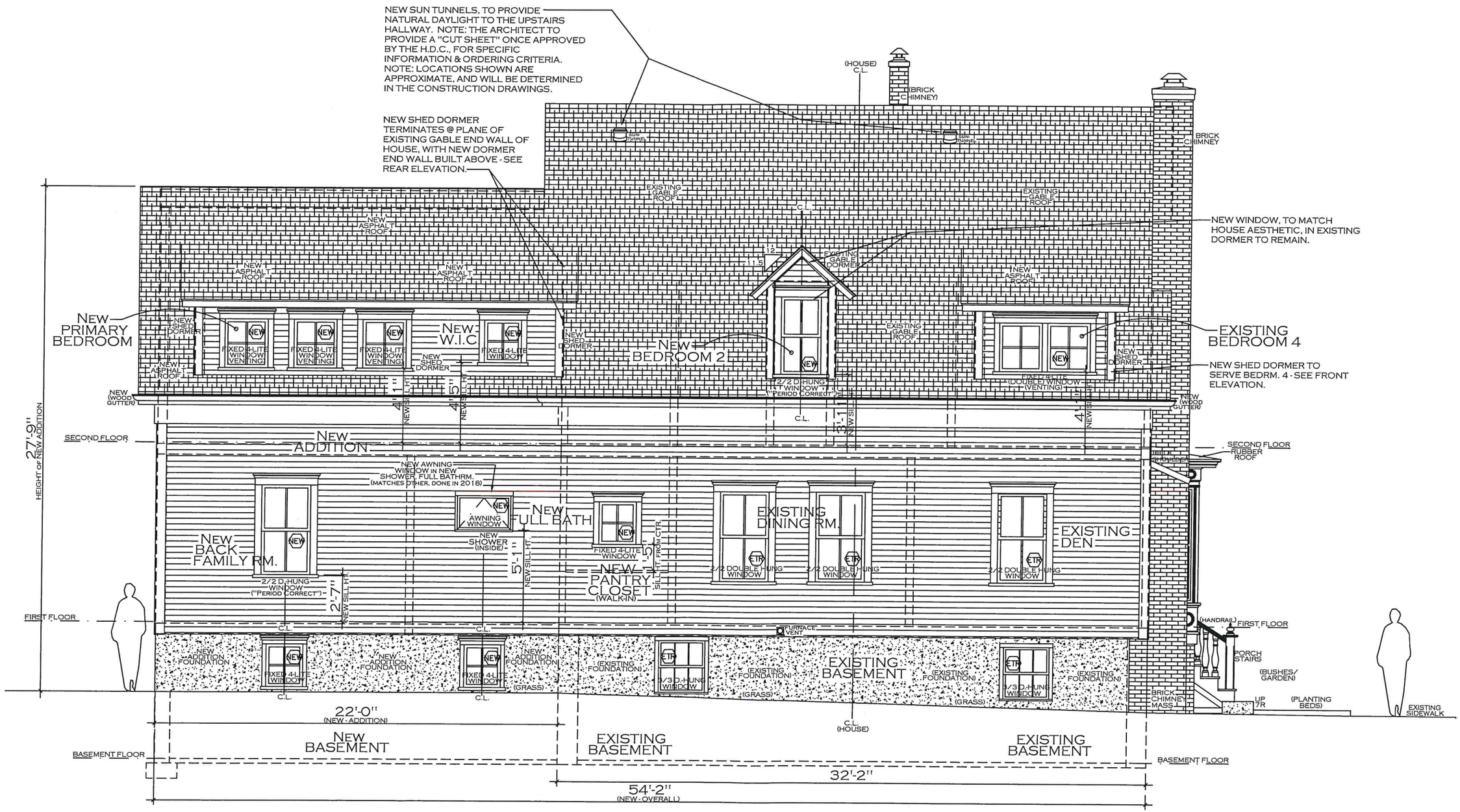

SD-B4:SIDE (Yard) ELEVATION

02/14/23 SCALE: 1/4"=1'-0" T. Dawson

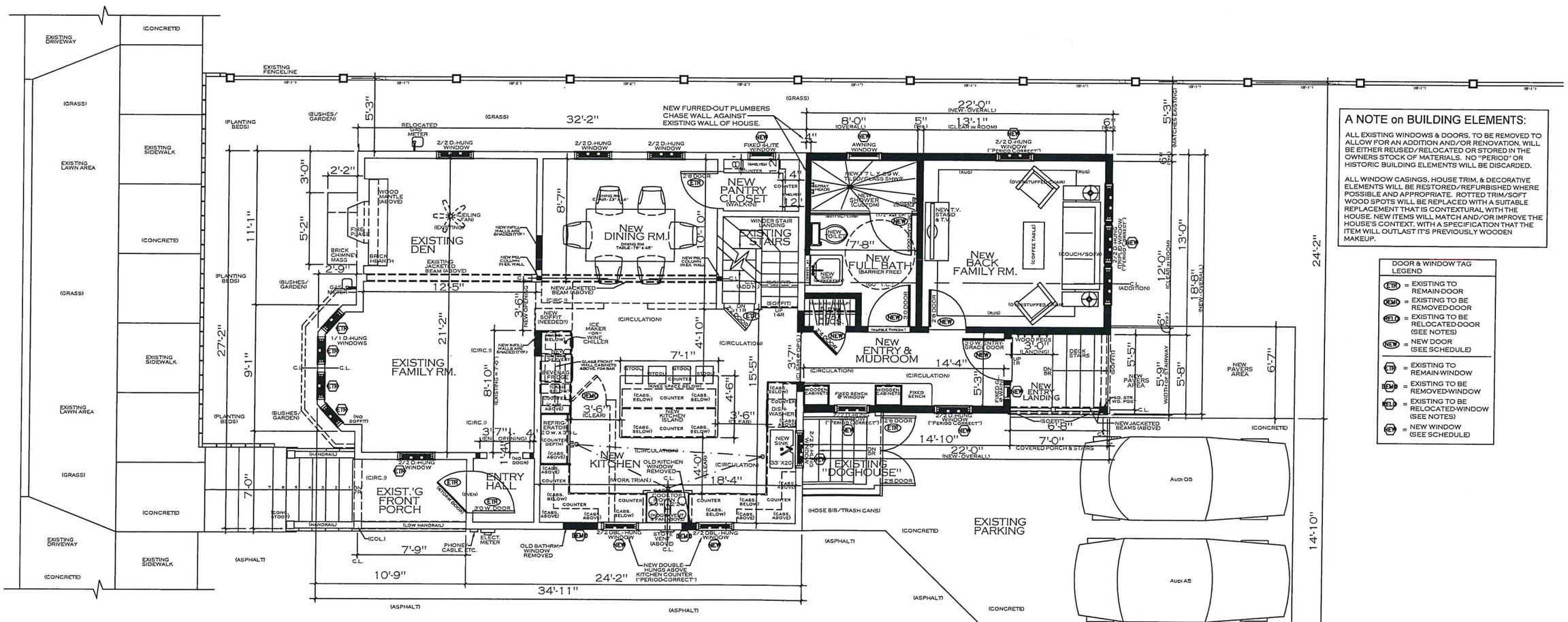

A NOTE on BUILDING ELEMENTS:

ALL EXISTING WINDOWS & DOORS, TO BE REMOVED TO ALLOW FOR AN ADDITION AND/OR RENOVATION, WILL BE EITHER REUSED/RELOCATED OR STORED IN THE OWNERS STOCK OF MATERIALS. NO "PERIOD" OR HISTORIC BUILDING ELEMENTS WILL BE DISCARDED.

ALL WINDOW CASINGS, HOUSE TRIM, & DECORATIVE ELEMENTS WILL BE RESTORED/REFURBISHED WHERE POSSIBLE AND APPROPRIATE. ROTTED TRIM/SOFT WOOD SPOTS WILL BE REPLACED WITH A SUITABLE REPLACEMENT THAT IS CONTEXTURAL WITH THE HOUSE. NEW ITEMS WILL MATCH AND/OR IMPROVE THE HOUSE'S CONTEXT, WITH A SPECIFICATION THAT THE ITEM WILL OUTLAST IT'S PREVIOUSLY WOODEN MAKEUP.

DOOR & WINDOW TAG LEGEND

- ETR = EXISTING TO REMAIN-DOOR
- DEMO = EXISTING TO BE REMOVED-DOOR
- RELO = EXISTING TO BE RELOCATED-DOOR (SEE NOTES)
- NEW = NEW DOOR (SEE SCHEDULE)
- ETR = EXISTING TO REMAIN-WINDOW
- DEMO = EXISTING TO BE REMOVED-WINDOW
- RELO = EXISTING TO BE RELOCATED-WINDOW (SEE NOTES)
- NEW = NEW WINDOW (SEE SCHEDULE)

SD-B4: FIRST FLOOR PLAN

02/14/23 SCALE: 1/4"=1'-0" T. Dawson

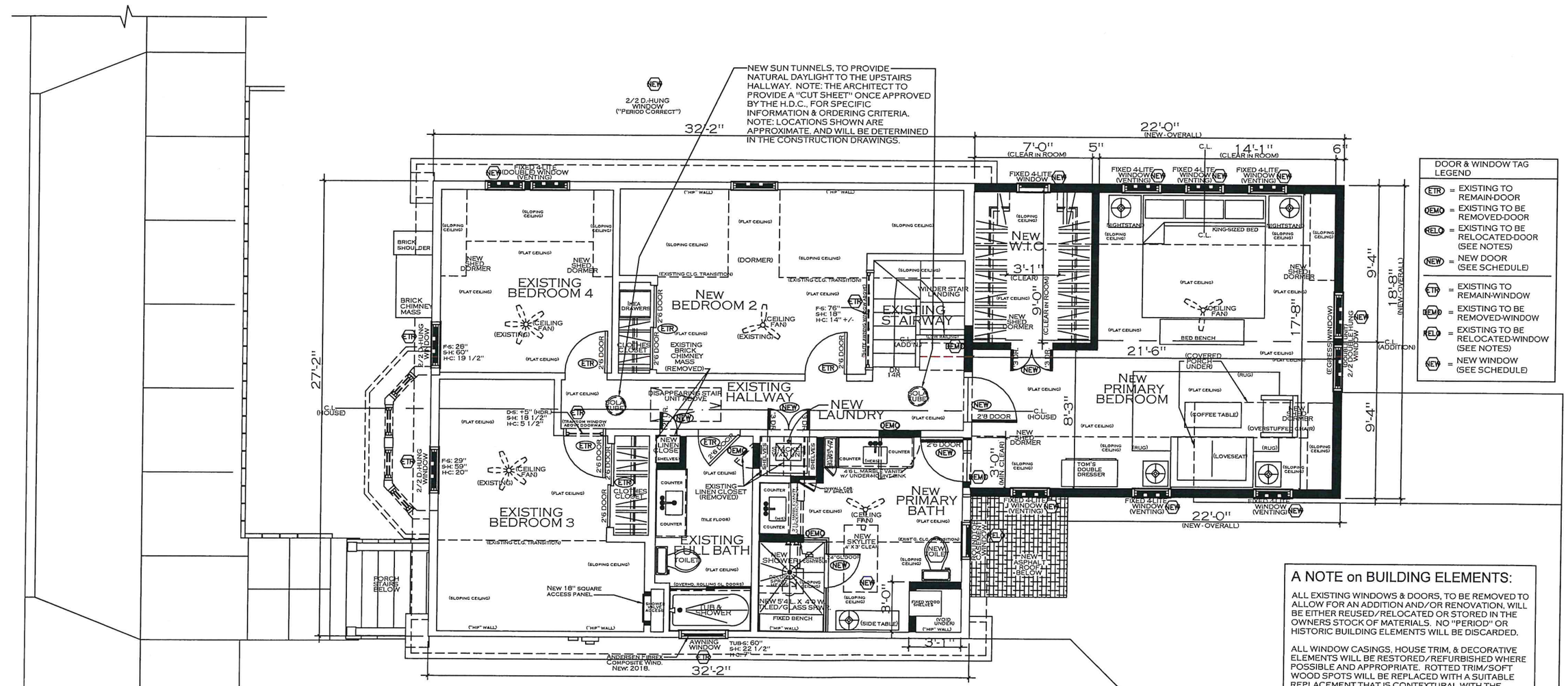

SD-B4:SECOND FLOOR PLAN

02/14/23 SCALE: 1/4"=1'-0" T. Dawson

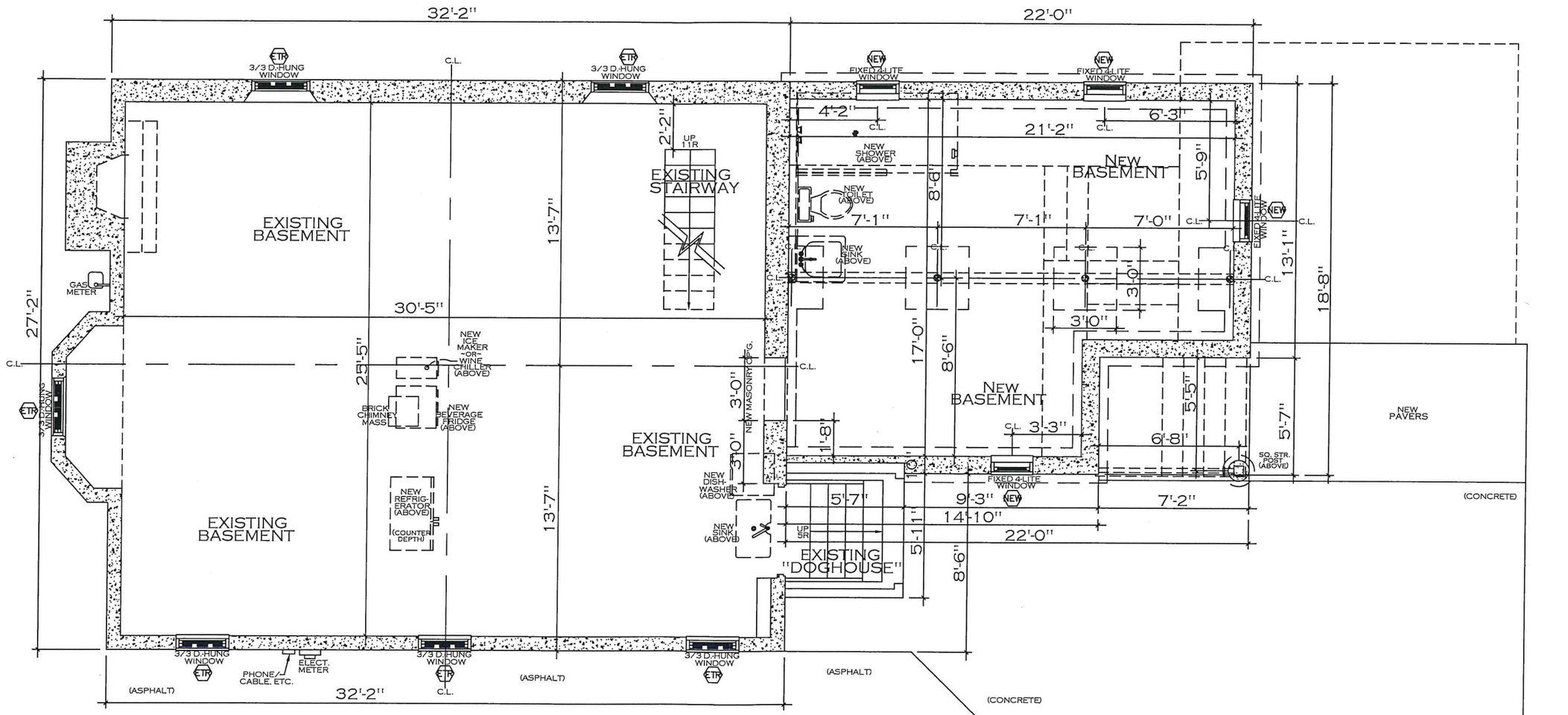

SD-B4:BASEMENT/NEW FOUNDATION PLAN

02/14/23

SCALE: 1/4"=1'-0"

T. Dawson