


400 SERIES TILT-WASH DOUBLE-HUNG WINDOW

LEARN

DESIGN IT

TECH SPECS

400 SERIES DOUBLE-HUNG WINDOW



Interior



Exterior

Summary

Product ID#	TW2646
Unit Width	31 5/8"
Unit Height	56 7/8"
Interior Color	Pine
Glass	Low-E4® Glass
Hardware	Standard Lock and Keeper, White



Optional Hardware	None
Grille Pattern	Colonial
Grille Width	3/4"
Exterior Color	White
Exterior Trim Profile	None
Exterior Trim Color	White


;

Explore other double-hung windows

SINGLE-HUNG

100 Series

★★★★★ 3.6 | \$\$\$\$\$




Exterior Colors+2

- Made with our sustainable composite **Fibrex®** material which is

DOUBLE-HUNG

200 Series

★★★★★ 4.1 | \$\$\$\$\$




Exterior Colors

- Our entry-level wood double-hung.
- Wood protected by vinyl exterior.

DOUBLE-HUNG

A-Series

★★★★★ 3.5 | \$\$\$\$\$



Exterior Colors+8

- Our best-performing double-hung.
- Wood protected by fiberglass and

Feedback