



City Of Breckenridge

DEPARTMENTAL REPORTS

MARCH 2023

105 N. Rose Ave.
Breckenridge, TX 76424
254.559.8287
www.breckenridgetx.gov

Finance

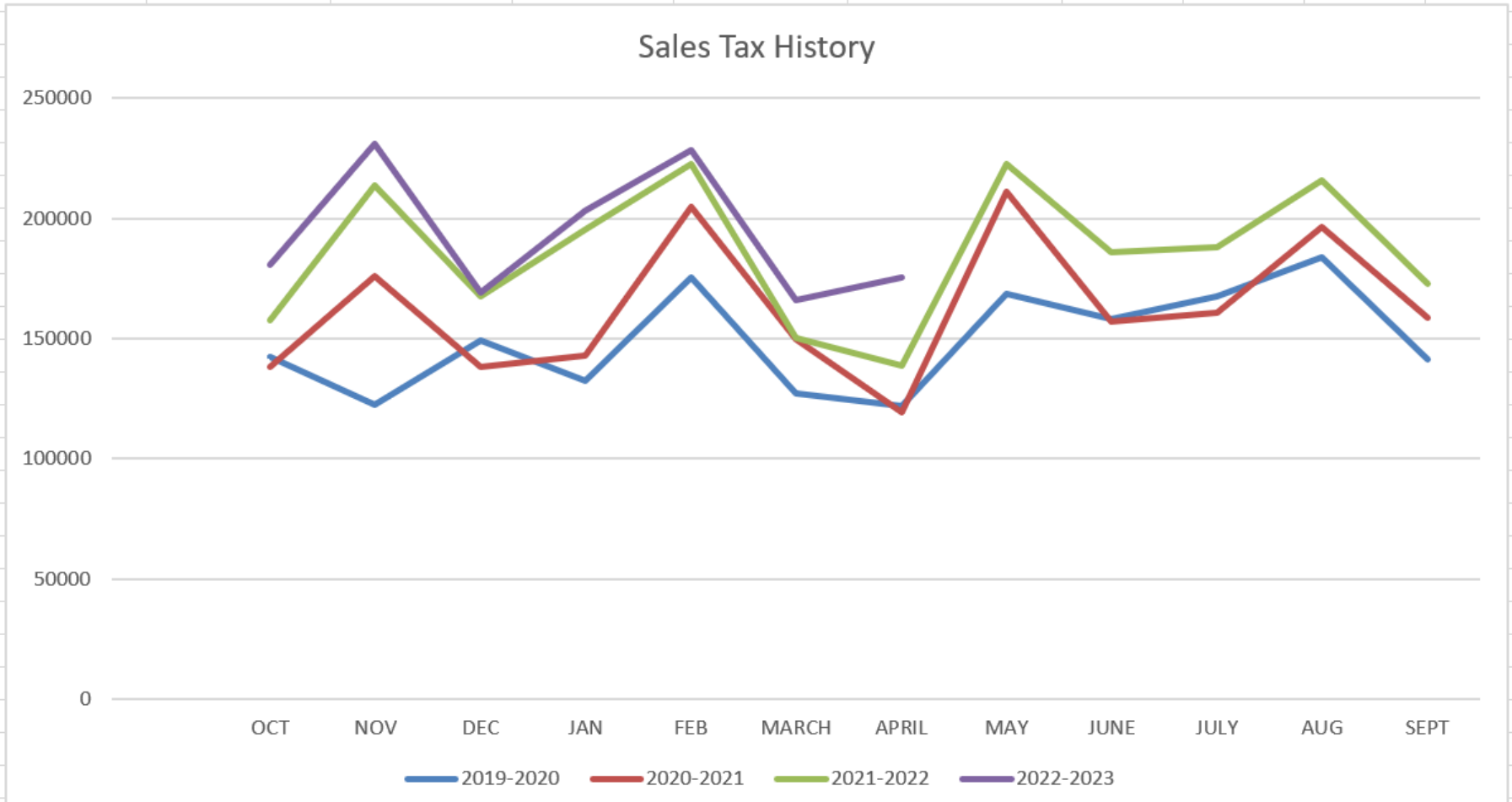
Bank Statement Balances

	ACCOUNT NAME	BALANCES AS OF MARCH 2022	BALANCES AS OF MARCH 2023
1001	GENERAL FUND	\$1,302,905.85	\$ 1,964,694.37
1013	ARSON FUND	\$509.40	\$ 509.89
1014	FEDERAL TAX & LOAN	\$77.44	\$ 80.58
2000	PAYING	\$324,160.41	\$ 2,506.17
1001	WATER FUND	\$798,068.53	\$ 1,483,443.94
1001	WASTEWATER FUND	\$312,499.82	\$ 685,300.14
1001	SANITATION	\$60,717.33	\$ 43,652.68
1001	FIRE DEPT. SPECIAL	\$12,531.96	\$ 10,460.33
1001	FORFEITED PROPERTY	\$1,249.43	\$ 1,475.60
1002	PAYROLL FUND	\$2,827.67	\$ 41,381.04
1001	EQUIP. REPLACEMENT FUND	\$64,547.79	\$ 287,583.96
1001	STREET MAINTENANCE	\$655,354.26	\$ 819,873.23
1001	BRECKENRIDGE PARK FUND	\$8,888.36	\$ 9,233.35
1001	POLICE DEPT. SPECIAL	\$10,120.47	\$ 13,593.56
1001	Excess Sales Tax Revenue	\$17,564.15	\$ 17,606.41
1001	Breck Trade Days	\$39,145.90	\$ 39,366.21
1051	CO 2017 A&B Sinking /Rd	\$440,089.79	\$ 467,866.21
1001	Capital Improvement Project	\$676,484.13	\$ 493,248.28
1058	GENERAL DEBT SERVICE FUND	\$1,176,307.80	\$ 1,255,771.84
1025	Rescue Boat Donation	\$1,805.98	\$ 1,810.76
1073	CWSRF LF1001492	\$0.00	\$ 8,291.29
1056	CWSRF CO 2022A L1001491	\$0.00	\$ 1.00
1072	CWSRF CO 2022A L1001426	\$0.00	\$ 1.00
1071	DWSRF LF1001495	\$0.00	\$ 1.00
1070	DWSRF CO 2022B L1001493	\$0.00	\$ 1.00
1057	DWSRF CO 2022B L1001494	\$0.00	\$ 1.00
	TOTAL - ALL FUNDS	\$5,905,856.47	\$ 7,647,754.84

Fiscal Year Sales Tax Revenue Received

MONTH RECEIVED	2019-2020	2020-2021	2021-2022	2022-2023
OCT	142,235	138,040	157,493	180,530
NOV	122,415	176,091	213,510	230,739
DEC	149,000	138,215	167,667	169,037
JAN	132,144	142,770	195,423	203,137
FEB	175,232	204,822	222,525	228,165
MARCH	127,285	149,849	150,395	166,133
APRIL	121,607	119,118	138,407	175,456
MAY	168,693	210,823	222,804	
JUNE	158,145	157,037	185,695	
JULY	167,474	160,631	187,757	
AUG	183,855	196,582	215,658	
SEPT	141,151	158,558	172,552	
TOTAL	1,789,236	1,952,536	2,229,886	1,353,197

Sales Tax History



BUILDING & DEVELOPMENT

	MARCH 2023	FY 2022-2023
Permits Issued:		
Building	7	26
Roof	2	15
Fence, windows, siding, etc.	2	7
Sign	0	8
Mobile home	1	5
Certificate of Occupancy	0	4
Electrical	6	29
Plumbing	5	19
Gas line	5	24
Irrigation	0	0
HVAC	5	12
Moving	0	0
Demolition	0	0
Zone change	0	0
Variance	0	0
Prelim/final plat	0	0
Solicitor/vendor	0	2
Beer license	3	6
Gaming machine license	1	6
Food Mobile Unit	0	3
Fire alarm	0	0
Fire sprinkler	0	0

CODE ENFORCEMENT

New violations cases opened – 31

Rubbish – 1108 W. 6th
Rubbish – 1119 W. Elm
Rubbish – 510 S. O’Conner
Rubbish – 1308 W. 6th
Rubbish – 307 W. 2nd
Rubbish – 111 W. 2nd
Rubbish – 1210 W. Dyer
Substandard structure – 304 W. Lindsey
Substandard structure – 601 N. Harvey
Substandard structure – 1305 W. 1st
Substandard structure – 1303 W. 1st
Substandard structure – 110 W. 3rd
Substandard structure – 108 W. 4th
Substandard structure – 305 W. 2nd
Substandard structure – 109 W. 7th
Substandard structure – 306 W. 4th
Substandard structure – 1109 N.
Breckenridge Ave.

Substandard structure – 1409 E. Williams
Substandard structure – 321 W. Elm
Substandard structure – 316 W. Elm
Substandard structure – 105 N. Dairy
Substandard structure – 919 N.
Breckenridge Ave.
Substandard structure – 901 N.
Breckenridge Ave.
Substandard structure – 205 W. 3rd
Substandard structure – 201 W. 3rd
Junk vehicle – 300 W. Lindsey
Parking issues (RV) – 409 Ridge Rd.
No construction permit – 1308 W. 6th
No construction permit – 402 W. Elm
No water utility – 1308 W. 6th
Discharging sewer on ground – 1308 W. 6th

CODE ENFORCEMENT

Violations closed due to compliance – 5

Sunset lots – mowed

911 W. Lindsey – junk vehicle was moved

1119 W. Elm – property was cleaned up

409 Ridge Rd. – RV was moved

N. Front lots – brush cleaned up and removed

Cases sent to Municipal Court – 5

1308 W. 6th – rubbish, no construction permit, no water utility, discharging sewer on ground

510 S. O’Conner – rubbish

111 W. 2nd – rubbish

307 W. 2nd – rubbish

1108 W. 6th – rubbish

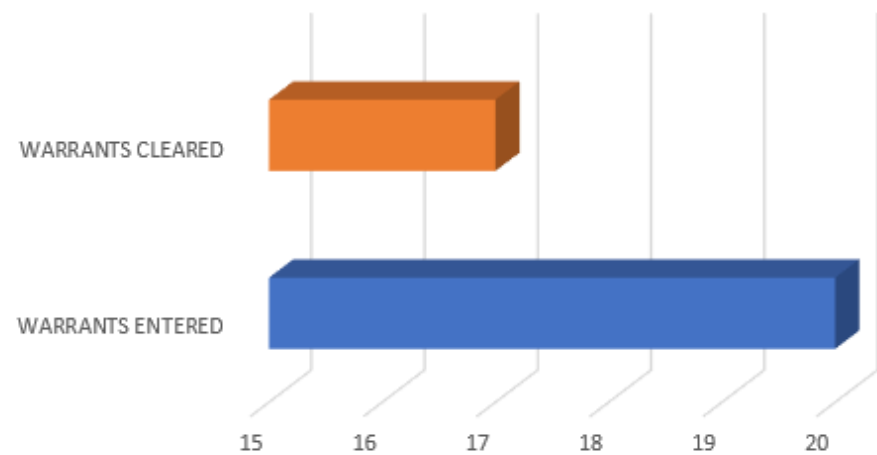
Estimated labor hours spent on code enforcement for the month – 80



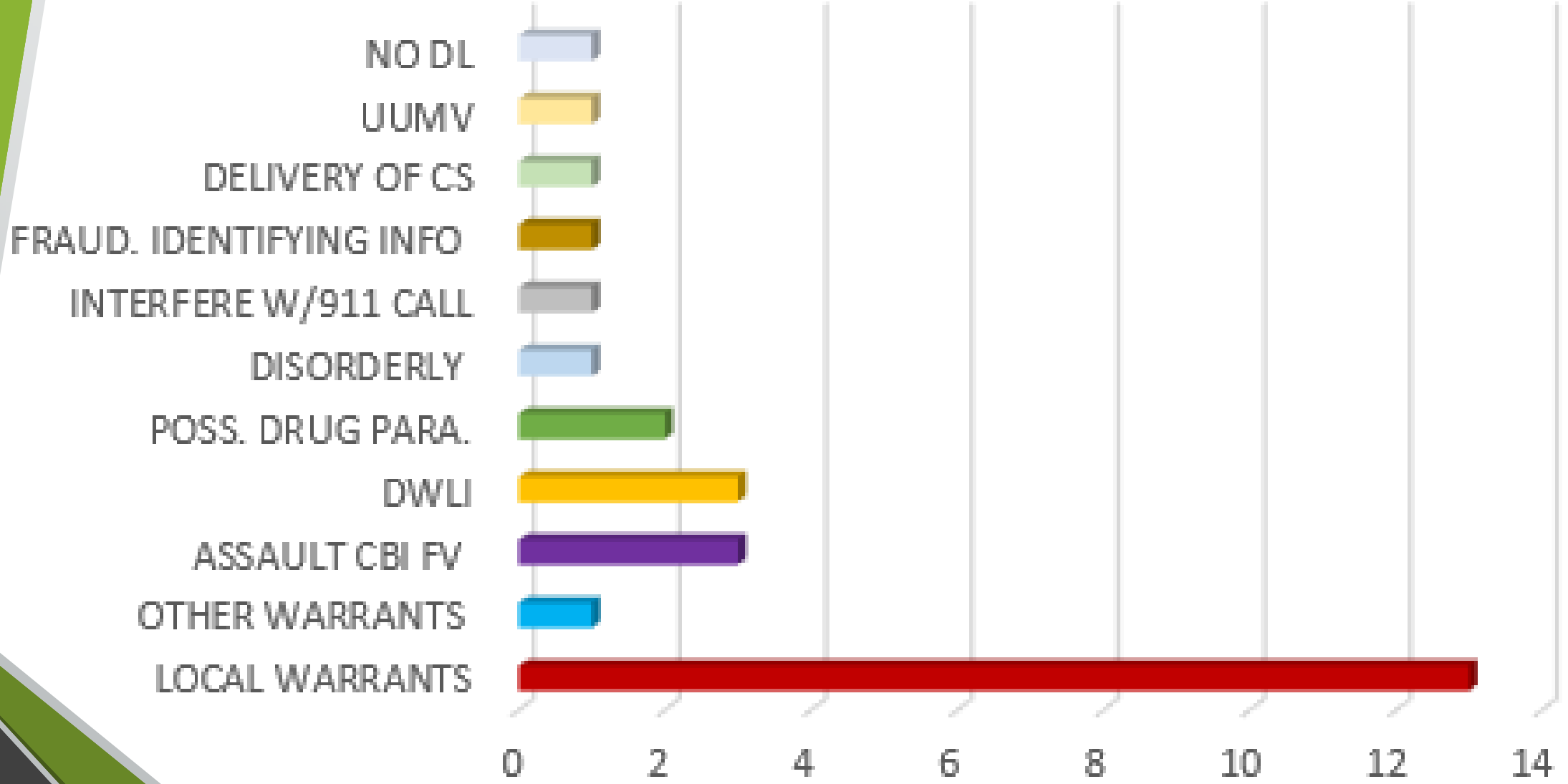
TRAFFIC STOPS TOTAL TRAFFIC STOPS 134



WARRANTS



ARRESTS TOTAL:28



ANIMAL CONTROL

TOTAL CALLS FOR SERVICE

111

Adopted Out Animals	3
Aggressive Animal	3
Animal Bite	3
Animal Carcass	5
Animal Nuisance	4
Animal Welfare Check	12
Injured / Sick Animals	3
Loose Animal Calls	39
Owner Surrender	7
Picked Up Animals	9
Reclaimed By Owner	8
Seized Animals (Court Ordered)	18
Transferred To Different Facility	4
Euthanized Totals :	Dogs – 14 Cats – 1

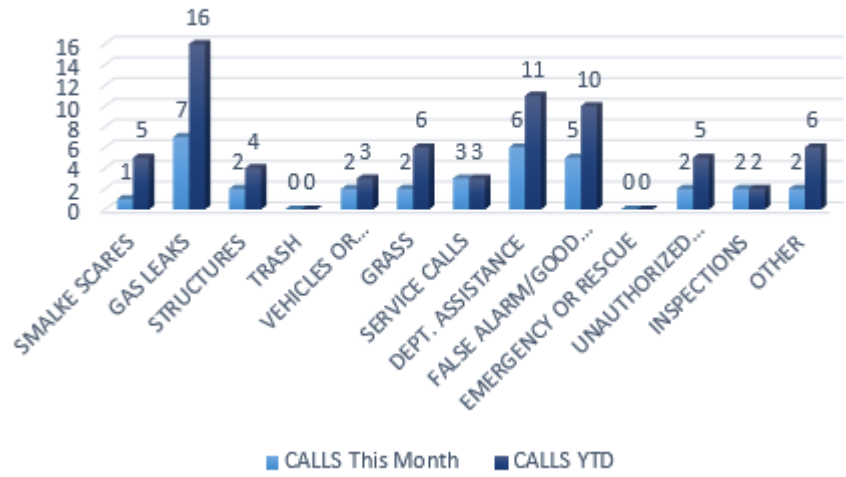


BRECKENRIDGE

LADDER 94

**BRECKENRIDGE
FIRE DEPT.**

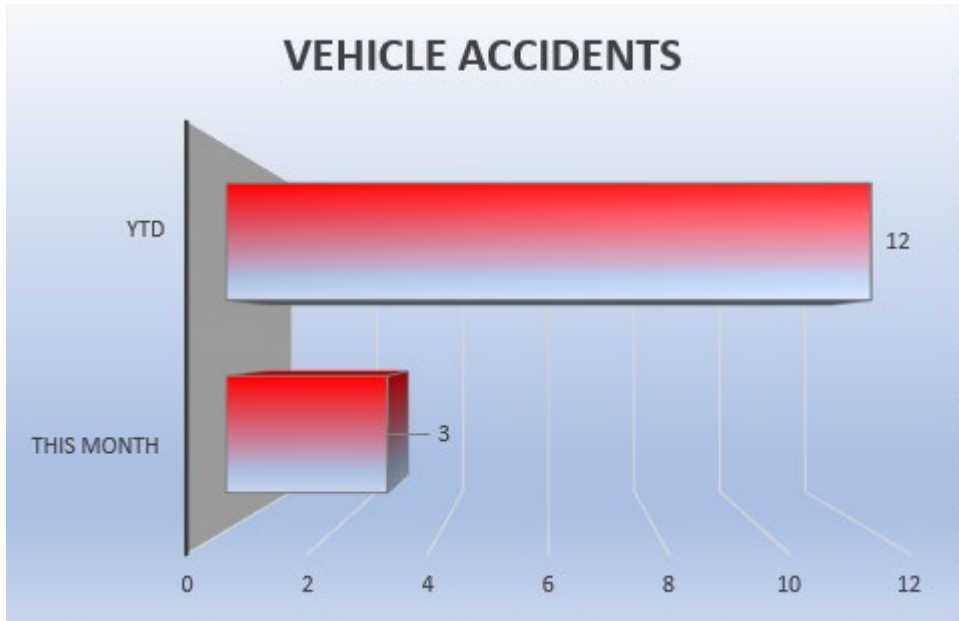
CALLS FOR SERVICE



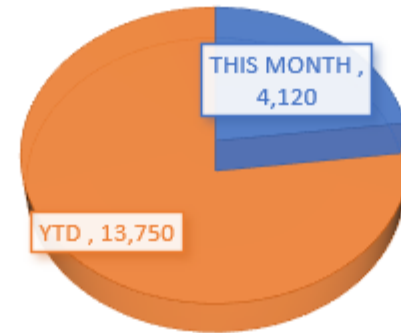
ALARMS ANSWERED



VEHICLE ACCIDENTS

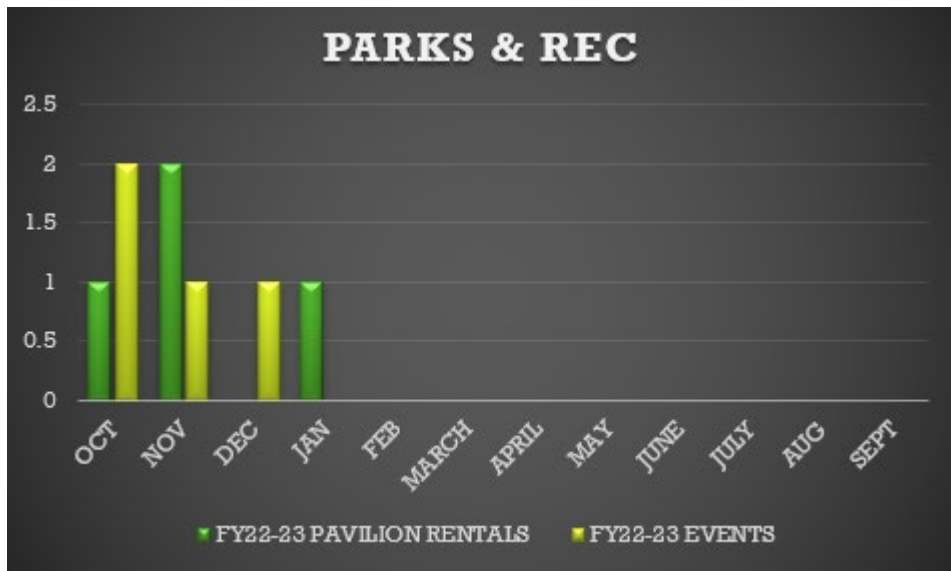


WATER USAGE (GALLON)



PARKS & CEMETERY





ACTIVITY

Continue Maintenance in all parks

Mowing and weed eating all parks

Changed downtown Banners for Frontier Days

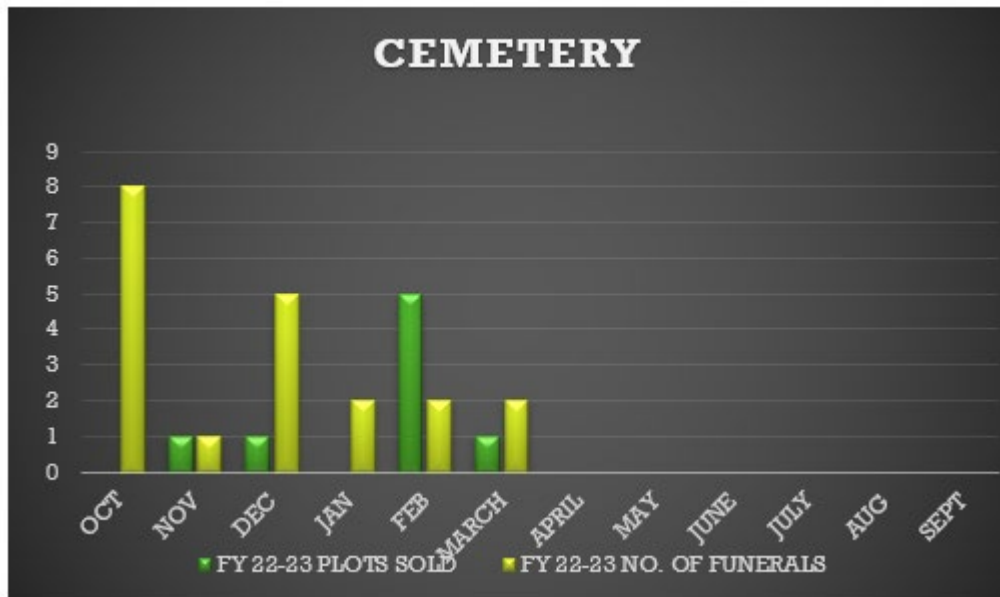
Working with Chamber of Commerce in preparation of Frontier Days

Gardeners are enjoying community garden

Looking for pool managers and lifeguards

Contractor still cutting Cane in the creek

CEMETERY



ACTIVITY

Marked graves for headstones

Finished annual cleanup of old flowers

Mowing and weed eating

Assisted Park crew with hanging downtown banners for Frontier Days