



DEPARTMENTAL REPORTS

MAY 2025

105 N. Rose Ave.
Breckenridge, TX 76424
254.559.8287
www.breckenridgetx.gov

Finance

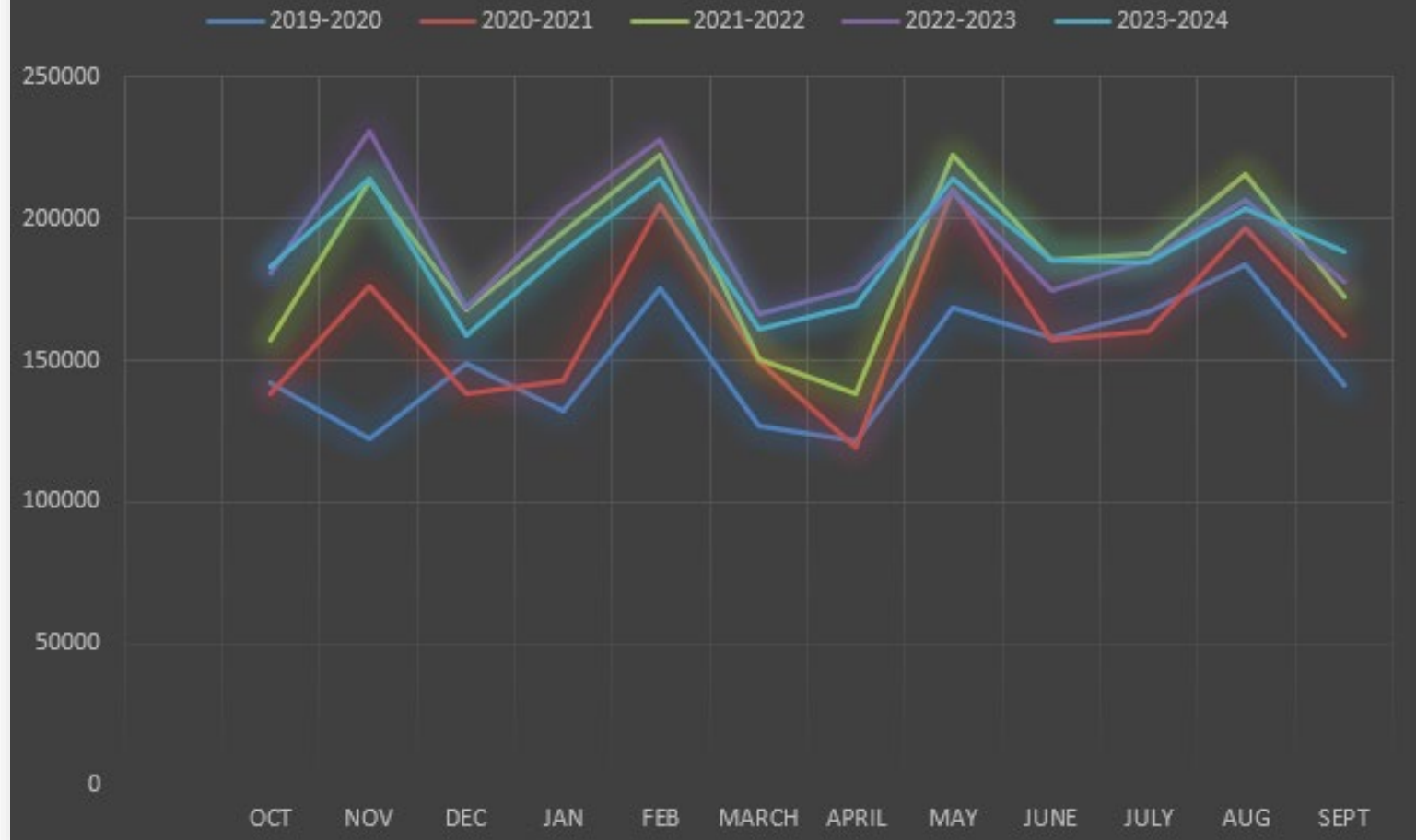
Bank Statement Balances

	Account Name	Balances as of May 2024	Balances as of May 2025
1001	GENERAL FUND	\$ 2,308,966.23	\$ 2,598,008.34
1013	ARSON FUND	\$ 509.89	\$ 509.89
1014	FEDERAL TAX & LOAN	\$ 81.29	\$ 81.72
1001	WATER FUND	\$ 1,792,882.66	\$ 1,900,954.43
1001	WASTEWATER FUND	\$ 1,276,025.74	\$ 1,359,012.12
1001	SANITATION	\$ 22,349.96	\$ 43,761.71
1001	FIRE DEPT. SPECIAL	\$ 7,996.20	\$ 6,775.42
1001	FORFEITED PROPERTY	\$ 1,480.35	\$ 1,484.13
1002	PAYROLL FUND	\$ 32,190.10	\$ 35,331.57
1001	EQUIP. REPLACEMENT FUND	\$ 284,112.31	\$ 306,346.81
1001	STREET MAINTENANCE	\$ 229,116.39	\$ 472,068.41
1001	BRECKENRIDGE PARK FUND	\$ 9,629.33	\$ 8,622.26
1001	POLICE DEPT. SPECIAL	\$ 13,637.23	\$ 13,671.91
1001	Excess Sales Tax Revenue	\$ 17,662.94	\$ 17,707.89
1001	Breck Trade Days	\$ 39,492.65	\$ 39,593.14
1051	CO 2017 A&B Sinking /Rd	\$ -	\$ -
1001	Water Capital Projects	\$ -	\$ (110,693.27)
1001	Wastewater Capital Projects	\$ -	\$ 164,314.28
1001	Capital Improvement Project	\$ 193,401.85	\$ 119,070.10
1058	GENERAL DEBT SERVICE FUND	\$ -	\$ -
1001	General Debt Service Fund P/C	\$ 362,524.14	\$ 484,905.39
1001	REVENUE DEBT SERVICE FUND	\$ 111,682.51	\$ 151,575.47
1025	Rescue Boat Donation	\$ 1,816.06	\$ 1,820.60
1073	CWSRF LF1001492	\$ 3.02	\$ 4.04
1076	CWSRF LF1001492 ESCROW	\$ 1,220,649.14	\$ 1,130,084.82
1056	CWSRF CO 2022A L1001491	\$ 1.00	\$ 1.00
1074	CWSRF CO 2022A L1001491 ESCROW	\$ 970,629.67	\$ 1,012,503.36
1072	CWSRF CO 2022A L1001426	\$ 1.00	\$ 1.00
1075	CWSRF CO 2022A L1001426 ESCROW	\$ 2,055,685.14	\$ 2,144,369.12
1071	DWSRF LF1001495	\$ 2.10	\$ 4.27
1079	DWSRF LF1001495 ESCROW	\$ 1,305,486.88	\$ 1,180,799.67
1070	DWSRF CO 2022B L1001493	\$ 1.00	\$ 1.00
1078	DWSRF CO 2022B L1001493 ESCROW	\$ 1,400,871.59	\$ 1,461,306.43
1057	DWSRF CO 2022B L1001494	\$ 1.00	\$ 1.00
1077	DWSRF CO 2022B L1001494 ESCROW	\$ 981,947.91	\$ 1,024,310.03
1010	LOGIC CO 2023	\$ 7,912,497.88	\$ 5,190,216.53
	TOTAL - ALL FUNDS	\$ 22,553,335.16	\$ 20,758,524.59

Fiscal Year Sales Tax Revenue Received

MONTH RECEIVED	2019-2020	2020-2021	2021-2022	2022-2023	2023-2024	2024-2025
OCT	\$ 142,235.00	\$ 138,040.00	\$ 157,493.00	\$ 180,530.00	\$ 182,914.00	\$ 176,173.38
NOV	\$ 122,415.00	\$ 176,091.00	\$ 213,510.00	\$ 230,739.00	\$ 214,002.00	\$ 205,342.24
DEC	\$ 149,000.00	\$ 138,215.00	\$ 167,667.00	\$ 169,037.00	\$ 158,898.22	\$ 186,724.15
JAN	\$ 132,144.00	\$ 142,770.00	\$ 195,423.00	\$ 203,137.00	\$ 188,303.00	\$ 175,492.04
FEB	\$ 175,232.00	\$ 204,822.00	\$ 222,525.00	\$ 228,165.00	\$ 214,081.01	\$ 256,722.47
MARCH	\$ 127,285.00	\$ 149,849.00	\$ 150,395.00	\$ 166,133.00	\$ 161,140.16	\$ 163,877.32
APRIL	\$ 121,607.00	\$ 119,118.00	\$ 138,407.00	\$ 175,455.75	\$ 169,163.00	\$ 157,154.10
MAY	\$ 168,693.00	\$ 210,823.00	\$ 222,804.00	\$ 210,071.22	\$ 213,927.83	\$ 215,254.59
JUNE	\$ 158,145.00	\$ 157,037.00	\$ 185,695.00	\$ 175,128.00	\$ 185,557.61	
JULY	\$ 167,474.00	\$ 160,631.00	\$ 187,757.00	\$ 185,736.00	\$ 184,363.32	
AUG	\$ 183,855.00	\$ 196,582.00	\$ 215,658.00	\$ 206,710.00	\$ 203,593.65	
SEPT	\$ 141,151.17	\$ 158,558.00	\$ 172,552.00	\$ 177,704.47	\$ 188,524.22	
TOTAL	\$ 1,789,236.17	\$ 1,952,536.00	\$ 2,229,886.00	\$ 2,308,546.44	\$ 2,264,468.02	\$ 1,536,740.29

Sales Tax History



SECURITIES PLEDGED

The following shows the calculation of deposit coverage for the deposits of The City of Breckenridge held in

Clear Fork Bank on: May 29, 2025

and securities pledged as of: May 28, 2025

Checking account balances:	\$	7,609,281.35
CD balances:	\$	-
Total on deposit:	\$	<u>7,609,281.35</u>

FDIC Insurance coverage:		
Checking account balances:	\$	250,000.00
CD balances:	\$	-
	\$	<u>250,000.00</u>

Total Deposit balance		
less FDIC coverage:	\$	<u>7,359,281.35</u>

Securities pledged at market value:	\$	<u>8,391,411.76</u>
-------------------------------------	----	---------------------

Excess securities pledged:	\$	<u>1,032,130.41</u>
----------------------------	----	---------------------

2023 CO BOND

BOND
AMOUNT

•\$8,641,984.74

BANK
TRANSFERS

•\$3,644,940.00

TOTAL
INTEREST
EARNED

•\$675,044.78

CURRENT
BALANCE

•\$5,672,089.52

2023 CO BOND-LOGIC PROJECT EXPENDITURES

STREETS

\$3,104,769.23

PARK IMPROVEMENT

\$742,833.17

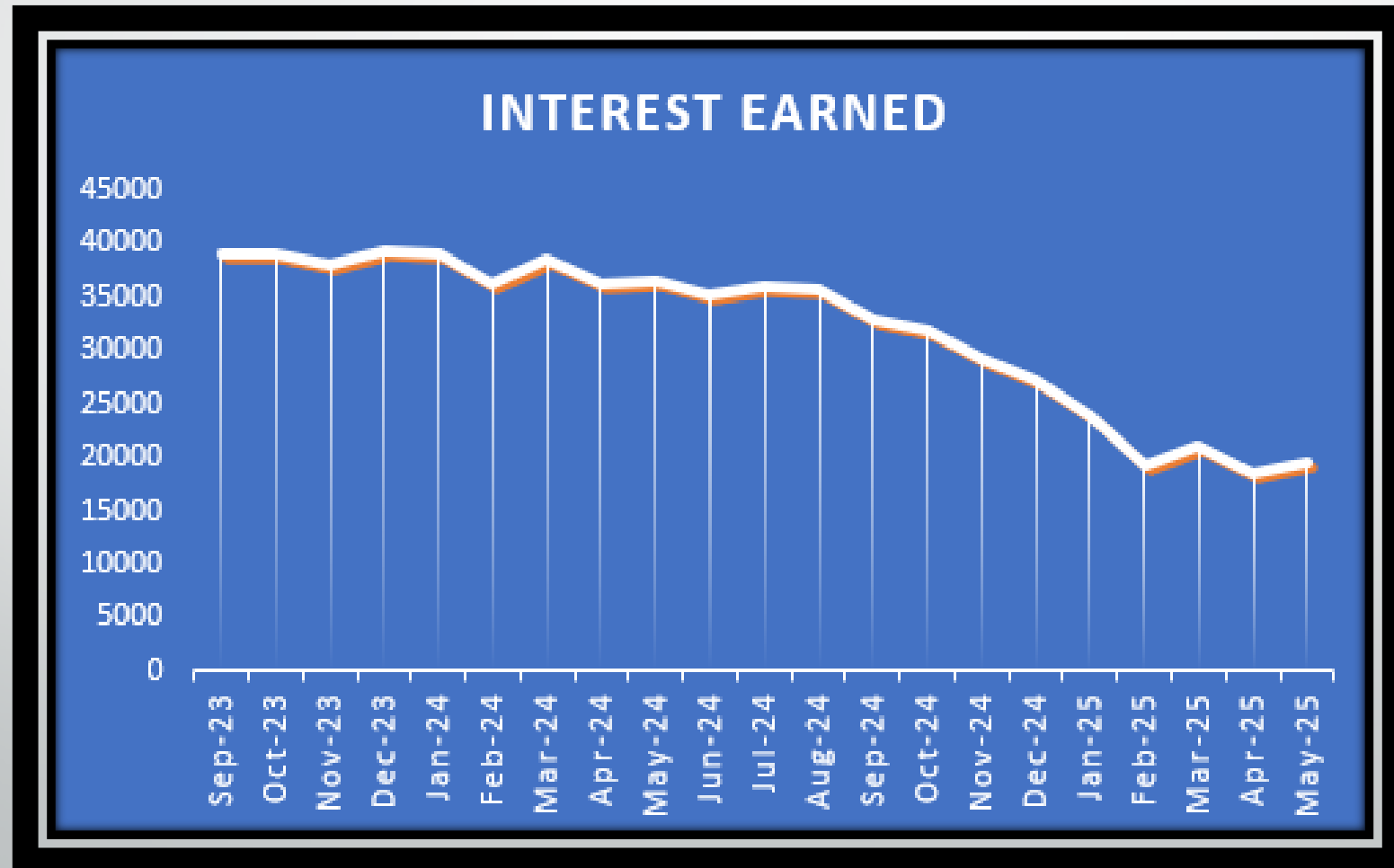
FACILITIES IMPROVEMENT

\$279,118.76

2023 CO BOND-LOGIC INTEREST EARNED

MAY 2025: \$19,420.97

TOTAL: \$675,044.78

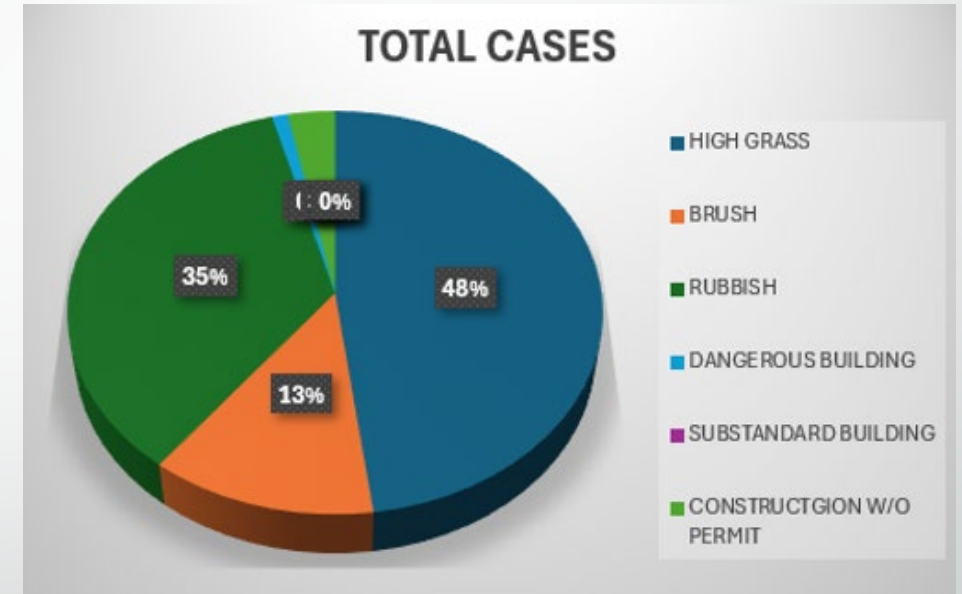
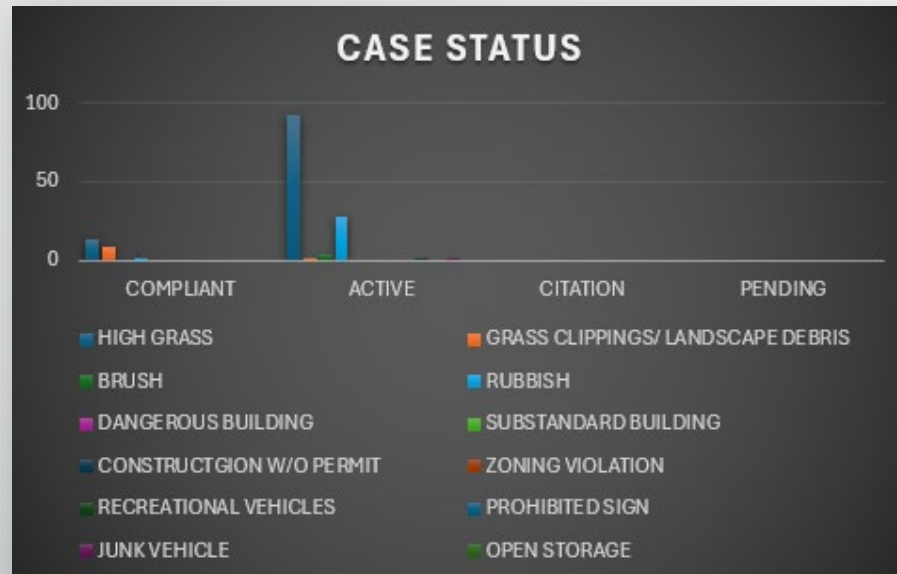


BUILDING & DEVELOPMENT

MAY 2025		FY 2024-2025
Permits Issued:		
Building	2	29
Roof	1	8
Fence, windows, siding, etc.	1	5
Sign	0	4
Mobile home	2	9
Certificate of Occupancy	1	4
Electrical	13	57
Plumbing	4	24
Gas line	2	22
Irrigation	0	1
HVAC	1	14
Moving	0	0
Demolition	0	0
P&Z	1	1
Variance	0	1
Prelim/final plat/replat	0	3 replats
Solicitor/vendor	0	1
Beer/wine/liquor license	1	11
Gaming machine license	0	4
Food Mobile Unit	0	14
Fire alarm	0	2
Fire sprinkler	0	1

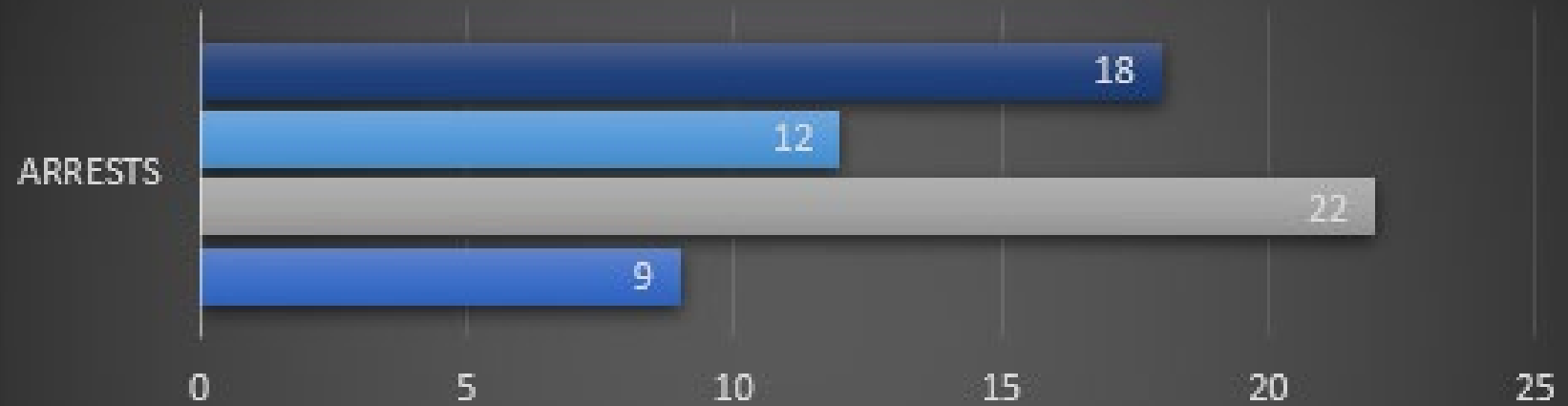
CODE ENFORCEMENT

MAY 2025 CASES: 150





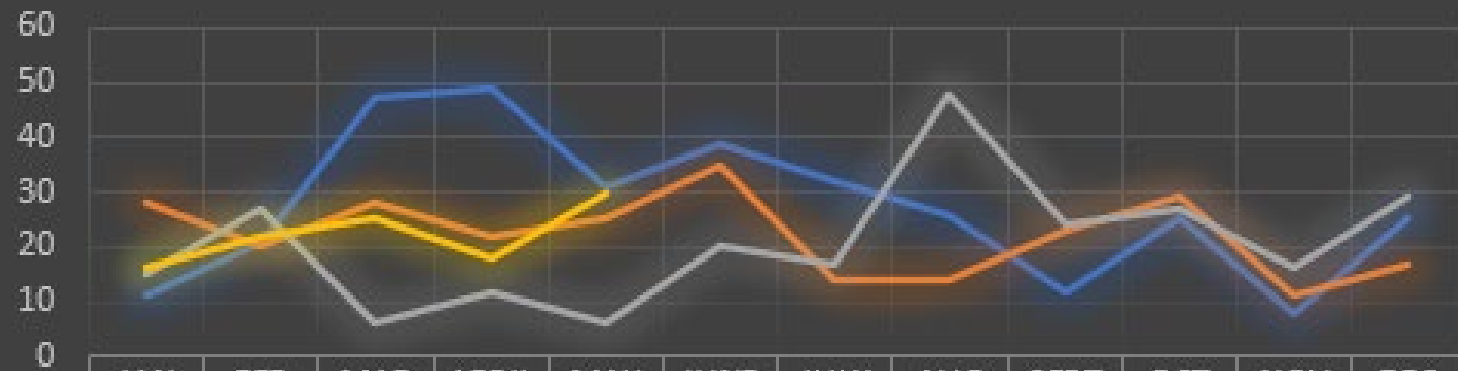
MAY TOTAL ARRESTS



	ARRESTS
2025	18
2024	12
2023	22
2022	9

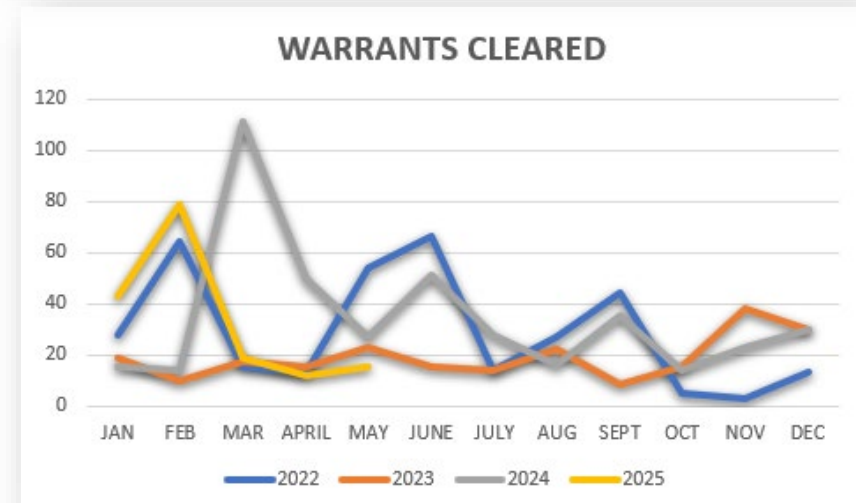
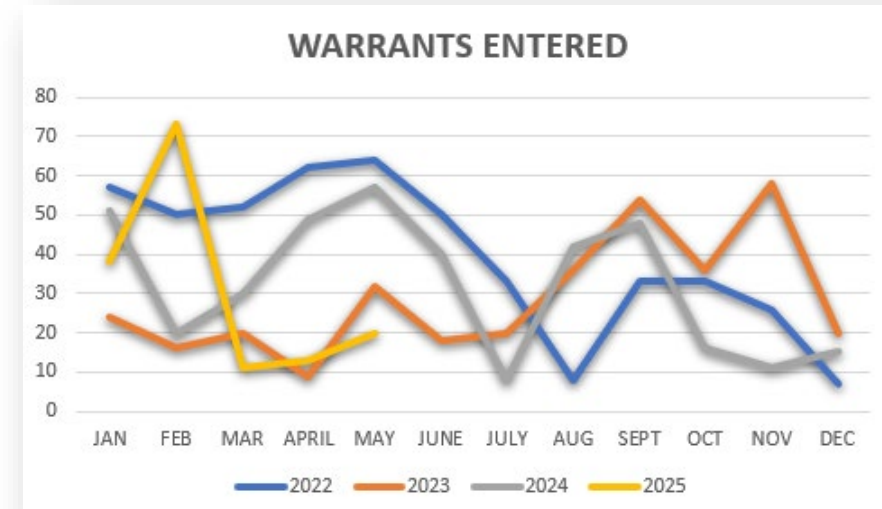
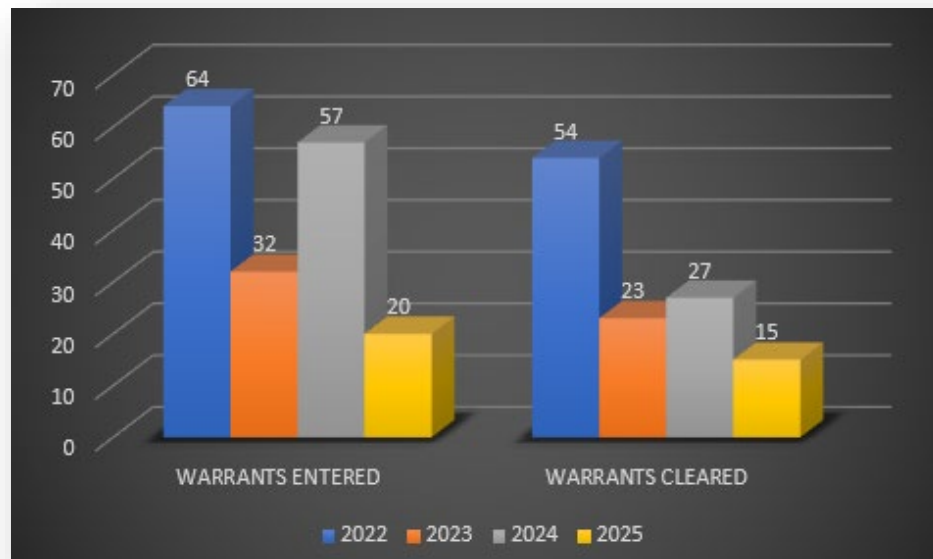
ARRESTS

— 2022 — 2023 — 2024 — 2025

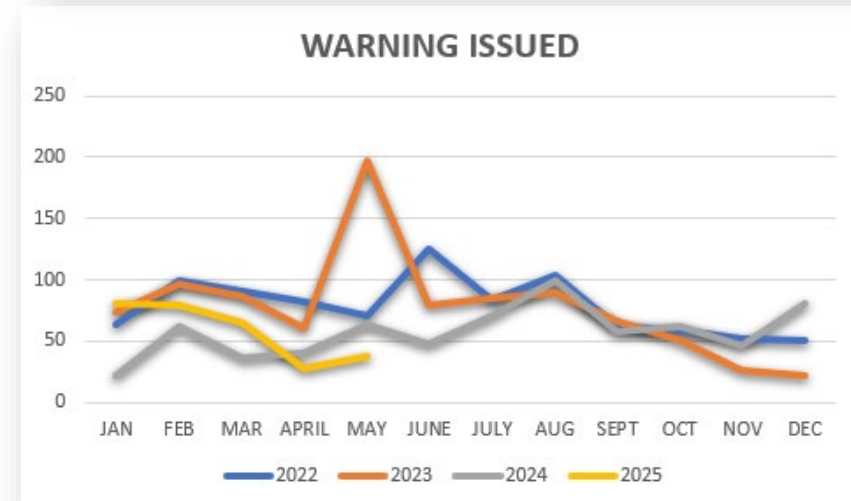
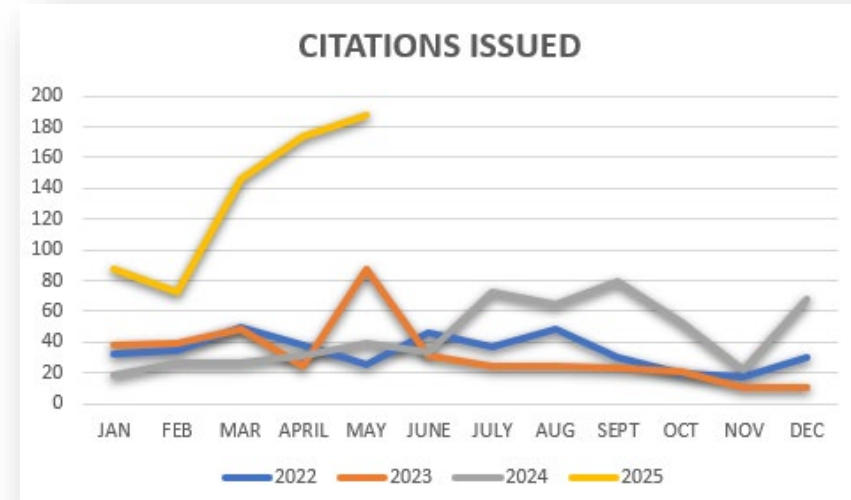
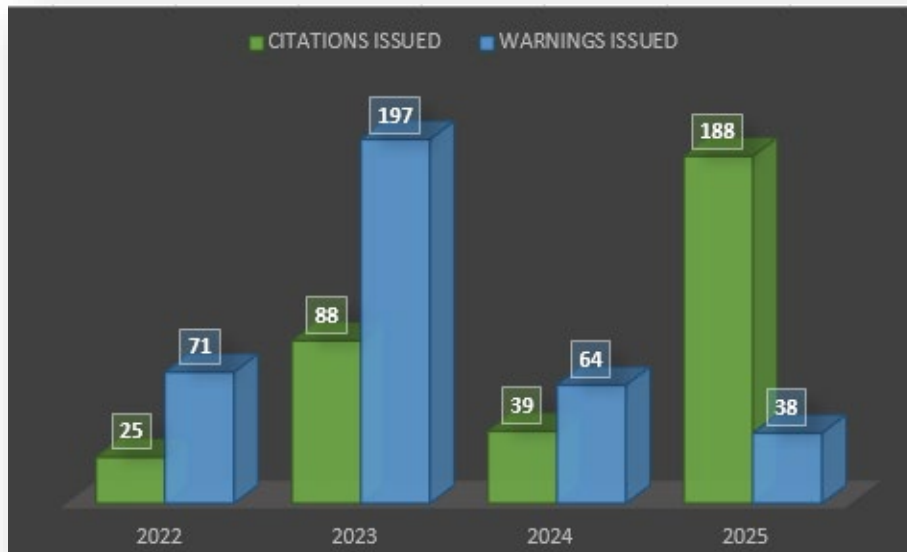


	JAN	FEB	MAR	APRIL	MAY	JUNE	JULY	AUG	SEPT	OCT	NOV	DEC
2022	11	21	47	49	31	39	32	26	12	25	8	25
2023	28	20	28	22	25	35	14	14	23	29	11	17
2024	15	27	6	12	6	20	17	48	24	27	16	29
2025	16	22	25	18	30							

MAY WARRANTS



MAY CITATIONS & WARNINGS



CALL TYPE		
	CITY	COUNTY
AGGRESSIVE	5	
BITE	3	2
CARCASS	30	
INJURED/SICK		
RETURNED TO OWNER IN FIELD	2	
RUNNING AT LARGE	64	
NUISANCE/COMPLAINT		
WELFARE CHECK	31	
OTHER	78	
TOTAL	213	2

**MAY
ANIMAL
CONTROL
TOTAL CALLS: 215**

MAY

ANIMAL CONTROL

SHELTER INTAKE		
	CITY	COUNTY
STRAY/RUNNING AT LARGE	35	8
SEIZED BY LAW		
OWNER SURRENDER		4
RABIES QUARANTINE OBSERVATION	5	2
TOTAL	40	14

RABIES QUARANTINE OBSERVATION		
	CITY	COUNTY
HOME QUARANTINE		
SHELTER QUARANTINE	5	2
TOTAL	5	2

TOTAL IN SHELTER AT END OF MONTH		
CITY	21	
COUNTY	5	
CITY QUARANTINE		
COUNTY QUARANTINE	1	
TOTAL	27	

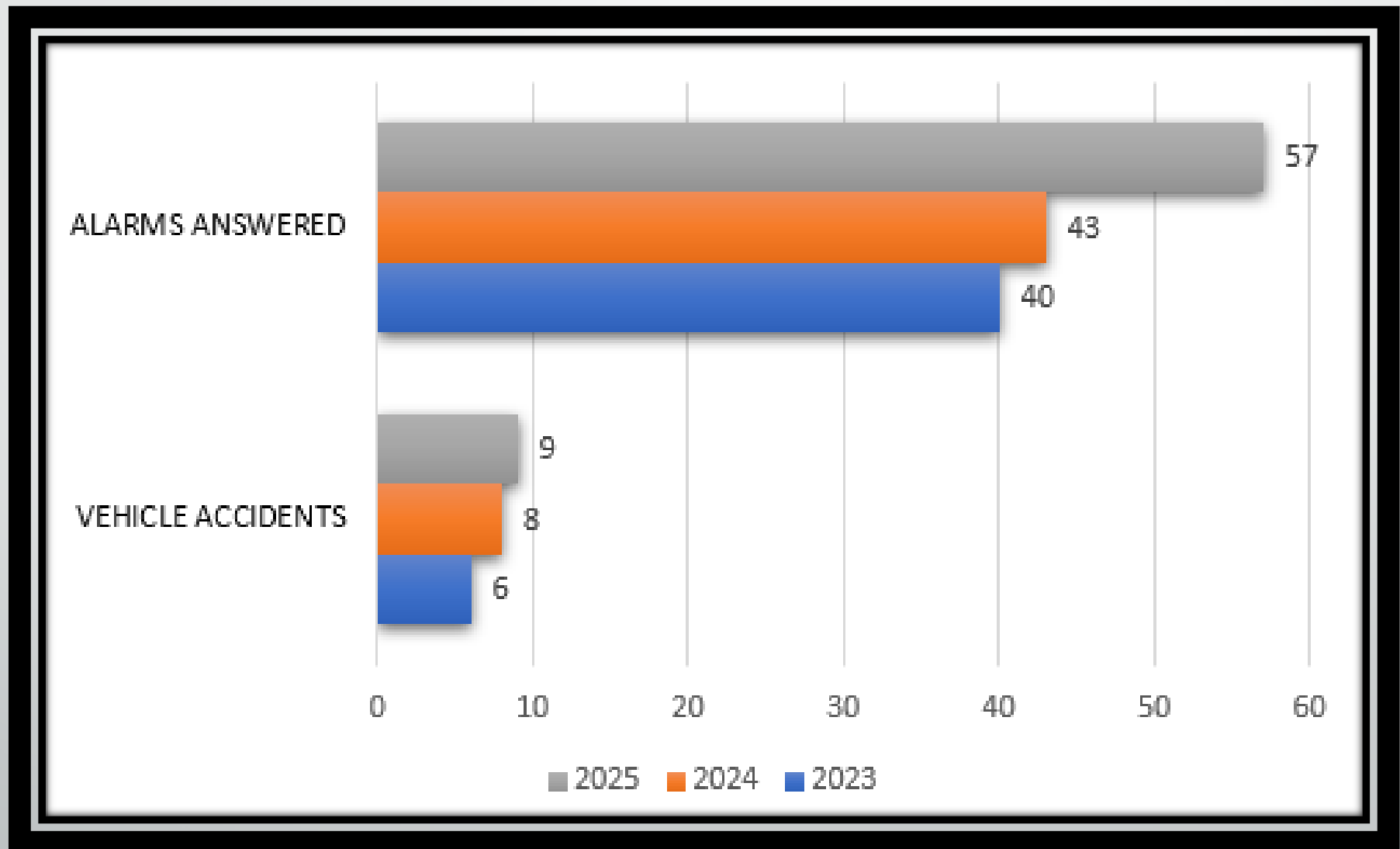
LEFT THE SHELTER		
	CITY	COUNTY
ADOPTED FROM SHELTER	3	
RECLAIMED BY OWNER	7	1
RETURNED AFTER QUARANTINE	4	2
TRANSFERRED TO RESCUE PARTNER		
TOTAL	14	3

HUMANE EUTHANASIA		
	CITY	COUNTY
BEHAVIORAL	6	2
MEDICAL	2	6
OWNER SURRENDER		
TOTAL	8	8

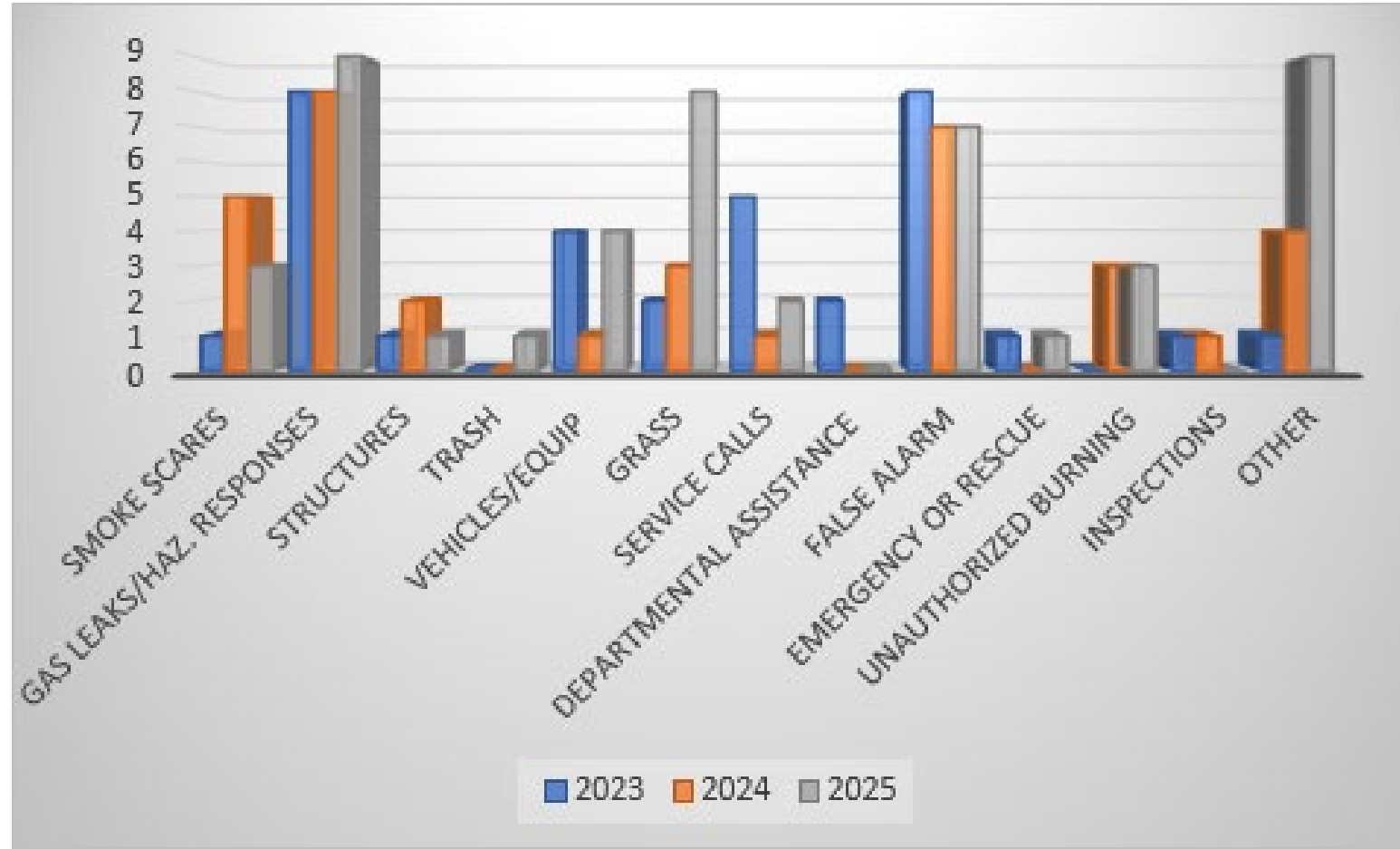
CITATIONS ISSUED	93
WARNING ISSUED	15
CASES IN MUNICIPAL COURT	5



MAY



MAY CALLS FOR SERVICE



WATER USAGE (GAL)





PARKS & CEMETERY

Parks and Rec-2024-2025



12 Pavillion rental

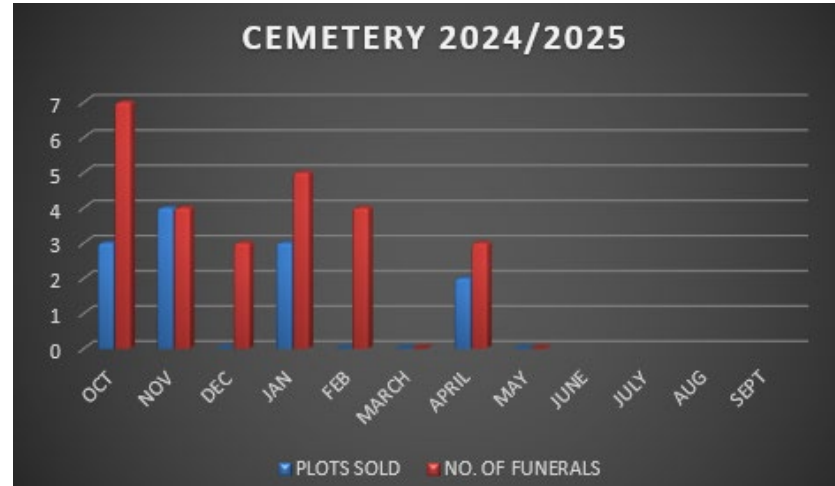
Held Frontier Days in the park

Aquatic Center opened May 24th

Sand Volleyball Tournaments have begun

Maintaining all parks

Maintaining Pool



Mowing and weed eating Cemetery

Maintaining equipment

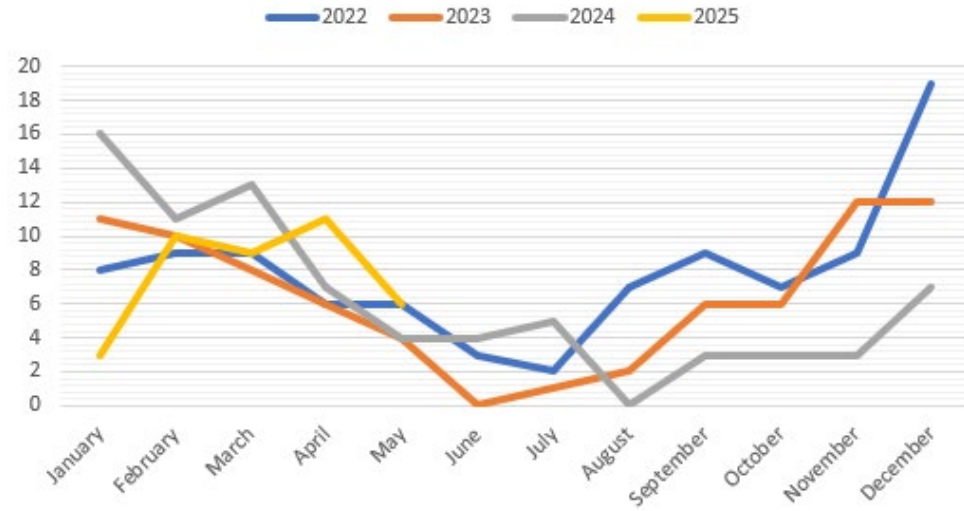
Filling graves

CEMETERY

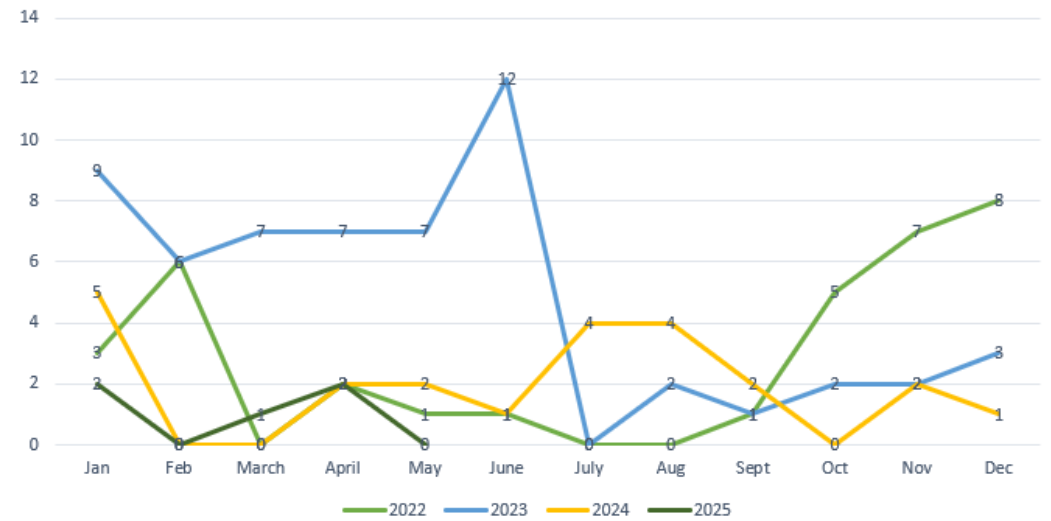


PUBLIC WORKS

SEWER STOPPAGES



Meter Leak Report



WATER LEAKS

