



DEPARTMENTAL REPORTS

JUNE 2024

105 N. Rose Ave.
Breckenridge, TX 76424
254.559.8287
www.breckenridgetx.gov

Finance

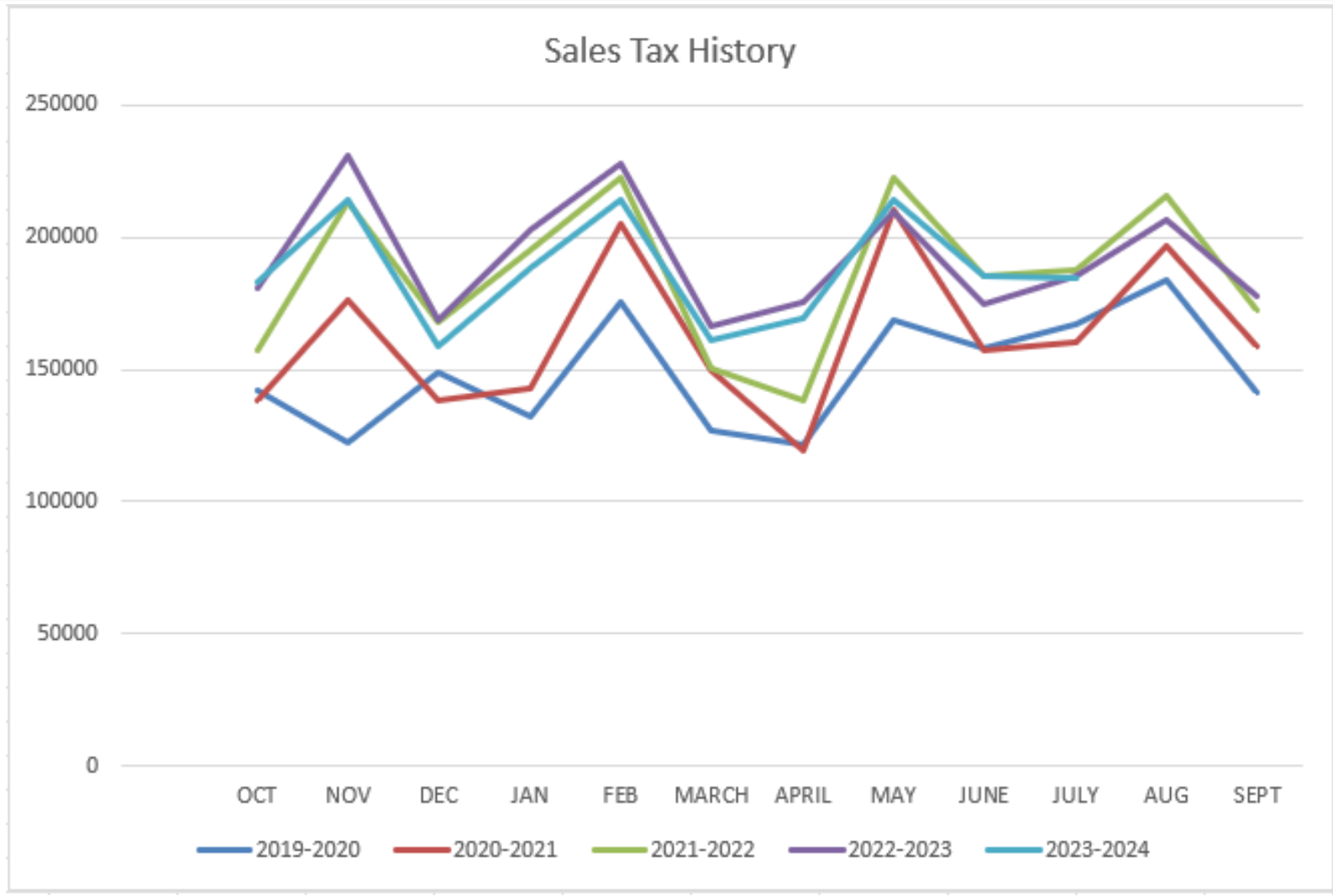
Bank Statement Balances

	Account Name	Balances as of June 2023	Balances as of June 2024
1001	GENERAL FUND	\$ 1,737,257.84	\$ 2,249,519.64
1013	ARSON FUND	\$ 509.89	\$ 509.89
1014	FEDERAL TAX & LOAN	\$ 80.58	\$ 81.29
1001	WATER FUND	\$ 1,607,019.38	\$ 1,735,734.67
1001	WASTEWATER FUND	\$ 814,840.15	\$ 1,215,659.62
1001	SANITATION	\$ 38,539.66	\$ 26,102.10
1001	FIRE DEPT. SPECIAL	\$ 10,466.99	\$ 7,946.30
1001	FORFEITED PROPERTY	\$ 1,476.54	\$ 1,480.66
1002	PAYROLL FUND	\$ 29,698.50	\$ 33,191.49
1001	EQUIP. REPLACEMENT FUND	\$ 236,472.45	\$ 339,714.69
1001	STREET MAINTENANCE	\$ 880,872.81	\$ 252,451.28
1001	BRECKENRIDGE PARK FUND	\$ 9,239.23	\$ 9,631.31
1001	POLICE DEPT. SPECIAL	\$ 13,602.22	\$ 13,640.04
1001	Excess Sales Tax Revenue	\$ 17,617.63	\$ 17,666.58
1001	Breck Trade Days	\$ 39,391.30	\$ 39,500.79
1051	CO 2017 A&B Sinking /Rd	\$ 483,294.09	\$ -
1001	Water Capital Projects	\$ -	\$ -
1001	Wastewater Capital Projects	\$ -	\$ -
1001	Capital Improvement Project	\$ 394,962.75	\$ 193,441.03
1058	GENERAL DEBT SERVICE FUND	\$ 1,281,098.91	\$ -
1001	General Debt Service Fund P/C	\$ -	\$ 370,145.08
1001	REVENUE DEBT SERVICE FUND	\$ -	\$ 144,894.09
1025	Rescue Boat Donation	\$ 1,811.89	\$ 1,816.43
1073	CWSRF LF1001492	\$ 3,566.86	\$ 3.02
1076	CWSRF LF1001492 ESCROW	\$ 1,229,555.55	\$ 1,212,126.34
1056	CWSRF CO 2022A L1001491	\$ 1.00	\$ 1.00
1074	CWSRF CO 2022A L1001491 ESCROW	\$ 930,249.73	\$ 974,488.02
1072	CWSRF CO 2022A L1001426	\$ 1.00	\$ 1.00
1075	CWSRF CO 2022A L1001426 ESCROW	\$ 1,970,164.92	\$ 2,063,856.69
1071	DWSRF LF1001495	\$ 3,036.00	\$ 2.10
1079	DWSRF LF1001495 ESCROW	\$ 1,333,592.49	\$ 1,310,693.59
1070	DWSRF CO 2022B L1001493	\$ 1.00	\$ 1.00
1078	DWSRF CO 2022B L1001493 ESCROW	\$ 1,342,592.80	\$ 1,406,440.19
1057	DWSRF CO 2022B L1001494	\$ 1.00	\$ 1.00
1077	DWSRF CO 2022B L1001494 ESCROW	\$ 941,097.10	\$ 985,851.25
1010	LOGIC CO 2023	\$ -	\$ 7,902,358.81
	TOTAL - ALL FUNDS	\$ 15,352,112.26	\$ 22,508,950.99

Fiscal Year Sales Tax Revenue Received

MONTH RECEIVED	2019-2020	2020-2021	2021-2022	2022-2023	2023-2024
OCT	142,235	138,040	157,493	180,530	182,914
NOV	122,415	176,091	213,510	230,739	214,002
DEC	149,000	138,215	167,667	169,037	158,898
JAN	132,144	142,770	195,423	203,137	188,303
FEB	175,232	204,822	222,525	228,165	214,081
MARCH	127,285	149,849	150,395	166,133	161,140
APRIL	121,607	119,118	138,407	175,456	169,163
MAY	168,693	210,823	222,804	210,071	213,928
JUNE	158,145	157,037	185,695	175,128	185,558
JULY	167,474	160,631	187,757	185,736	184,363
AUG	183,855	196,582	215,658	206,710	
SEPT	141,151	158,558	172,552	177,704	
TOTAL	1,789,236	1,952,536	2,229,886	2,308,546	1,872,350

Sales Tax History



SECURITIES PLEDGED

The following shows the calculation of deposit coverage for the deposits of The City of Breckenridge held in

Clear Fork Bank on:

June 27, 2024

and securities pledged as of:

June 27, 2024

Checking account balances:	\$	6,799,452.09
CD balances:	\$	-
Total on deposit:	\$	<u>6,799,452.09</u>
FDIC Insurance coverage:	\$	250,000.00
Checking account balances:	\$	-
CD balances:	\$	<u>250,000.00</u>
Total Deposit balance		
less FDIC coverage:	\$	<u>6,549,452.09</u>
Securities pledged at market value:	\$	<u>7,454,630.47</u>
Excess securities pledged:	\$	<u>905,178.38</u>

BUILDING & DEVELOPMENT

JUNE 2024		FY 2023-2024
Permits Issued:		
Building	2	44
Roof	3	12
Fence, windows, siding, etc.	2	7
Sign	0	3
Mobile home	0	5
Certificate of Occupancy	1	6
Electrical	3	44
Plumbing	1	27
Gas line	1	27
Irrigation	0	2
HVAC	4	16
Moving	0	0
Demolition	0	1
P&Z	1	3
Variance	0	5
Prelim/final plat/replat	1	3
Solicitor/vendor	1	8
Beer/wine/liquor license	2	10
Gaming machine license	0	5
Food Mobile Unit	0	9
Fire alarm	0	0
Fire sprinkler	0	0

CODE ENFORCEMENT

Violations reported to Code Enforcement via email – 2

Violations reported to Code Enforcement via phone – 5

New violations cases opened – 29

RV violation – 1011 N. Breckenridge

High weeds – 115 W. 5th

High weeds – 1204 E. Dyer

Rubbish – 1213 W. Elliott

High weeds – 1201 E. Hullum

High weeds – 1005 E. Walker

Junk vehicles – 3102 W. Walker

Junk vehicles – 701 W. Williams

High weeds – 700 W. 3rd

High weeds – 1210 W. 1st

High weeds – 210 N. McAmis

High weeds – 1005 E. Elm

High weeds – 503 N. Harvey

High weeds – 111 S. Miller

High weeds – 617 N. Pecan

High weeds – 1206 W. 4th

High weeds – 409 W. 4th

High weeds – 501 W. 3rd

High weeds – 505 S. Liveoak

High weeds – 805 N. Pecan

High weeds – 300 W. 2nd

High weeds – 212 N. Parks

High weeds – 212 W. 6th

High weeds – 420 W. Walker

High weeds – 701 N. Oakwood

High weeds – 200 W. 4th

High weeds – 810 W. Wheeler

High weeds – 911 N. Court

Rubbish/weeds – 201 S. Caddo

CODE ENFORCEMENT

Violations closed due to compliance – 22

House is being remodeled – 603 W. Hullum

Vehicle moved – 804 N. Liveoak

Mowed – 1011 E. Elm

Mowed – 806 W. Wheeler

Cleaned up – 1106 E. Dyer

Mowed – 301 N. Parks

RV moved – 1011 N. Breckenridge

Mowed – 115 W. 5th

Mowed – 1204 E. Dyer

Cleaned up – 1213 W. Elliott

Mowed – 1201 E. Hullum

Mowed – 1210 W. 1st

Mowed – 1206 W. 4th

Mowed – 505 S. Liveoak

Mowed – 805 N. Pecan

Mowed – 701 N. Oakwood

Mowed – 200 W. 4th

Mowed – 420 W. Walker

Mowed – 201 S. Caddo

Grass clippings picked up – 1109 E. Walker

Mowed – 205 W. 2nd

Mowed – 300 W. 3rd

CODE ENFORCEMENT

Substandard homes ready for demolition by the City – 8

1305 W. 1st

806 S. Cutting – demolished and hauled off

601 N. Harvey

205 W. 3rd – demolished and hauled off

803 W. Hulum

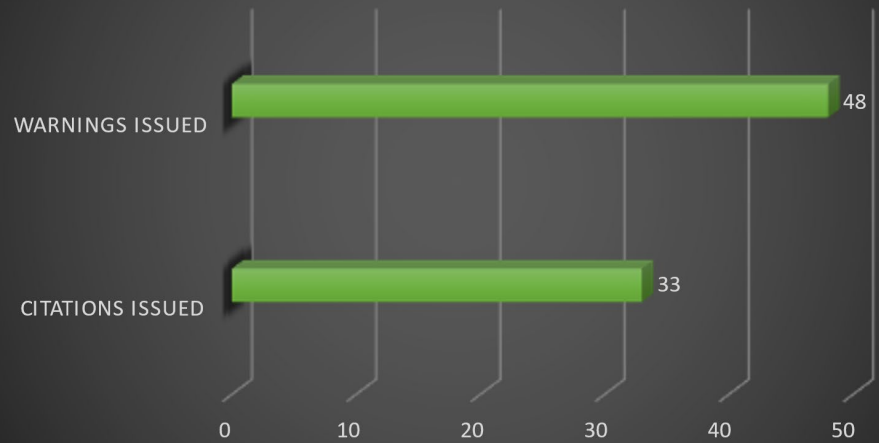
513 S. Stoker

907 N. Shelton – demolished and waiting to be hauled off

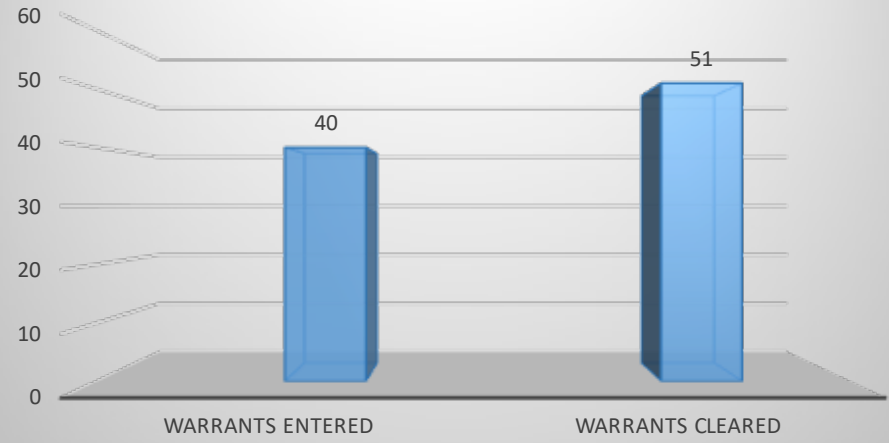
1214 W. 4th



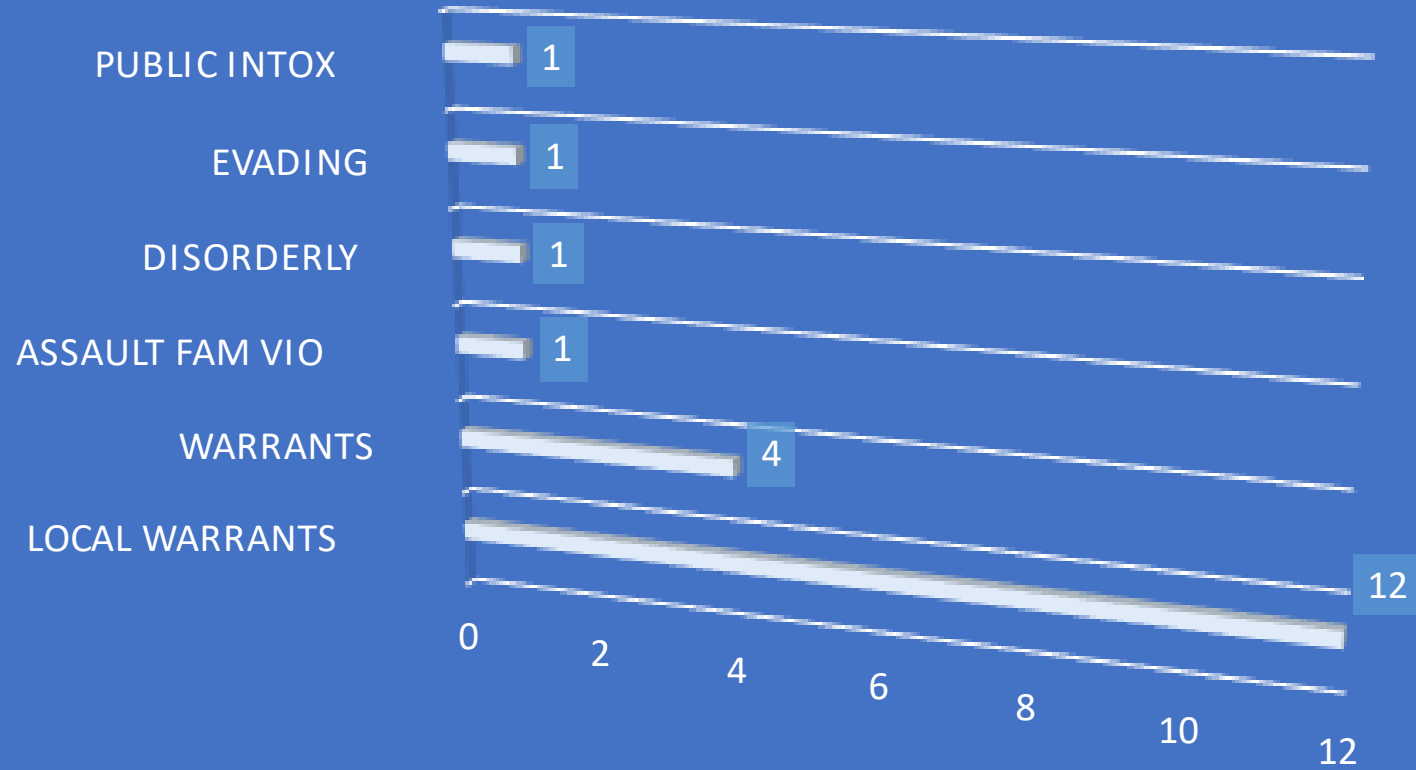
TOTAL TRAFFIC STOPS: 185



WARRANTS



TOTAL ARRESTS 20



ANIMAL CONTROL

Call Type	Carcass	Nuisance Dog / Other	Stray	Missing Pet	Bite- animal	Bite- Human	Wildlife/ Livestock	Welfare	Info	Injured	Total
	10	16 / 1	17	4	2	3	3/4	6	11	2	79
Shelter Intake	Surrender	Stray	Aggressive	Carcass	Cat	Born	County				
	1	7	4	10	2	0	7				21/10
Left Shelter	Owner	Adopted	Foster	Euthanized	Expired	Rescue					
	3	3	1	4							11
Total in Shelter at Month End											10

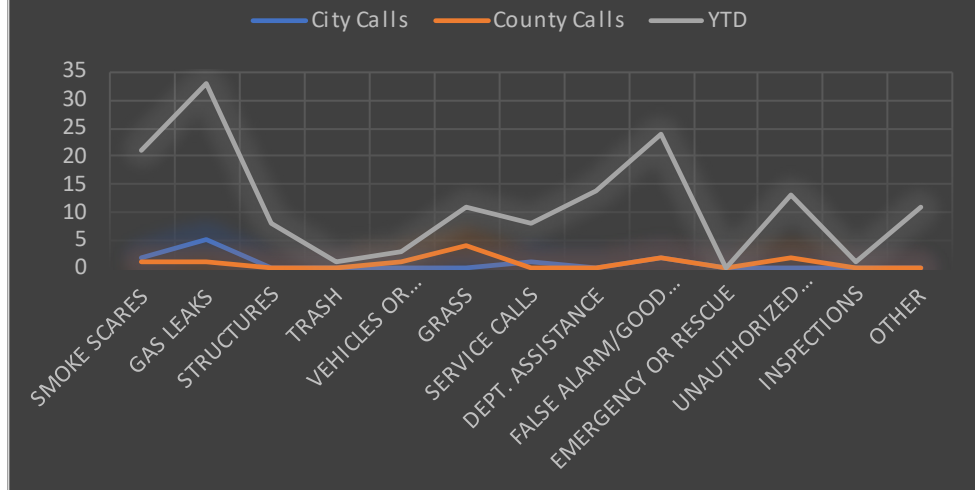


BRECKENRIDGE


LADDER 94

**BRECKENRIDGE
FIRE DEPT.**

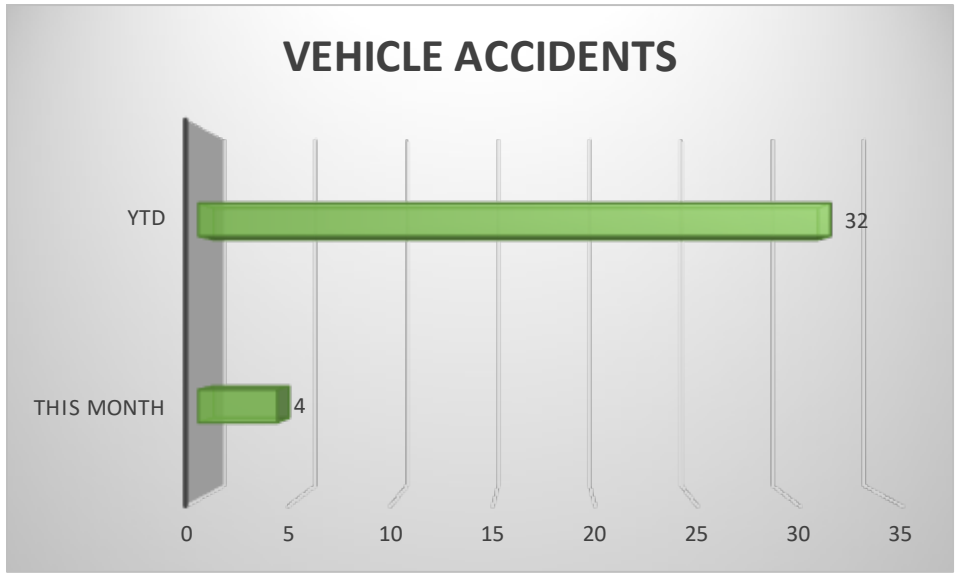
CALLS FOR SERVICE



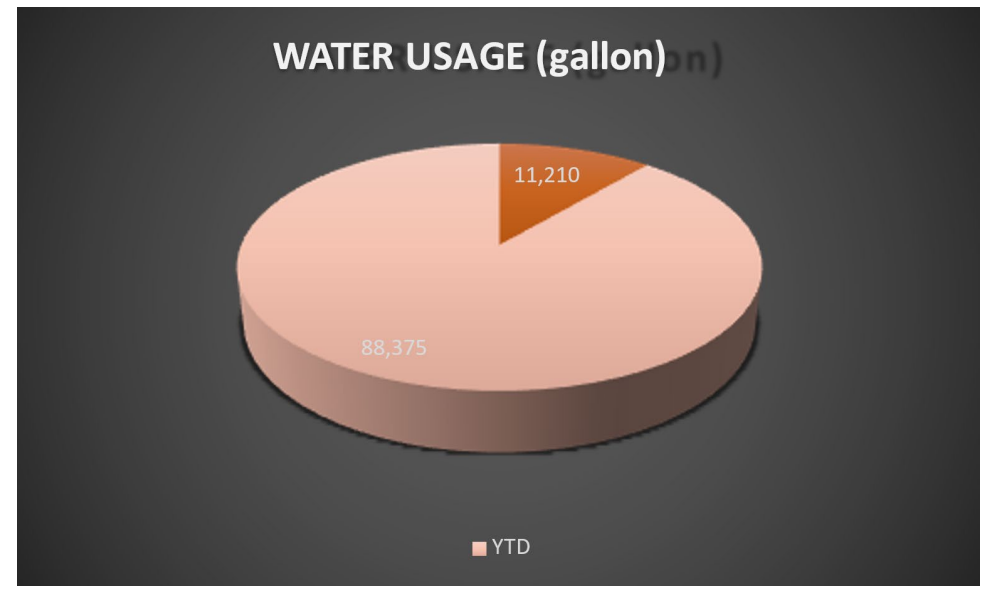
ALARMS ANSWERED



VEHICLE ACCIDENTS

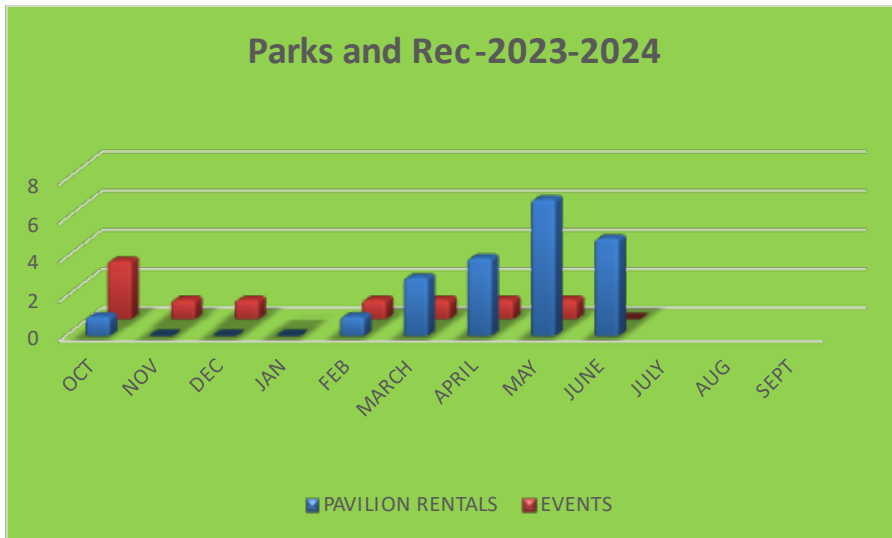


WATER USAGE (gallon)



PARKS & CEMETERY





5 pavilion rentals

2 pickleball courts completed

2 volleyball courts completed

Maintaining all parks

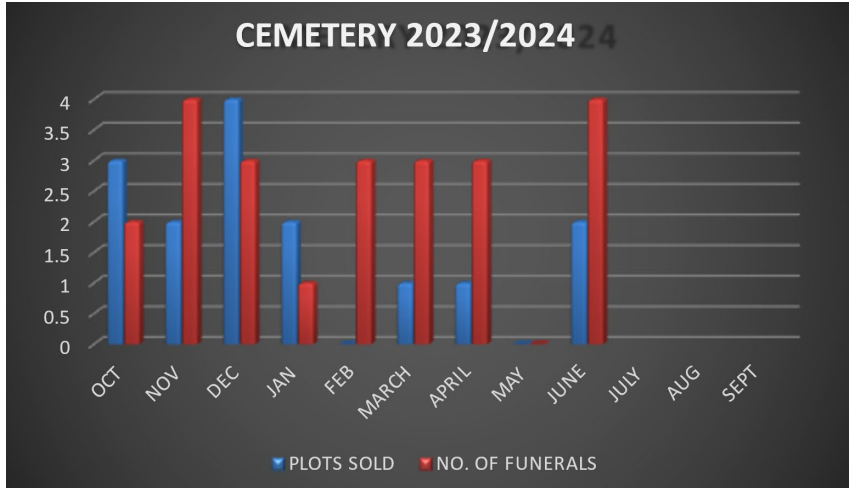
Lights for BookerT ballpark completed

The pool is doing good all party nights are booked.

Attendance is equal to or better than last season.

A lot of people using the park

Several projects are still being worked on,
including the Dog Park, Toddler Park



4 funerals to report

2 spaces sold for 550.00

1 burial 1 cremation

Maintaining Cemetery

Maintaining equipment

Filling Graves

Helping in park

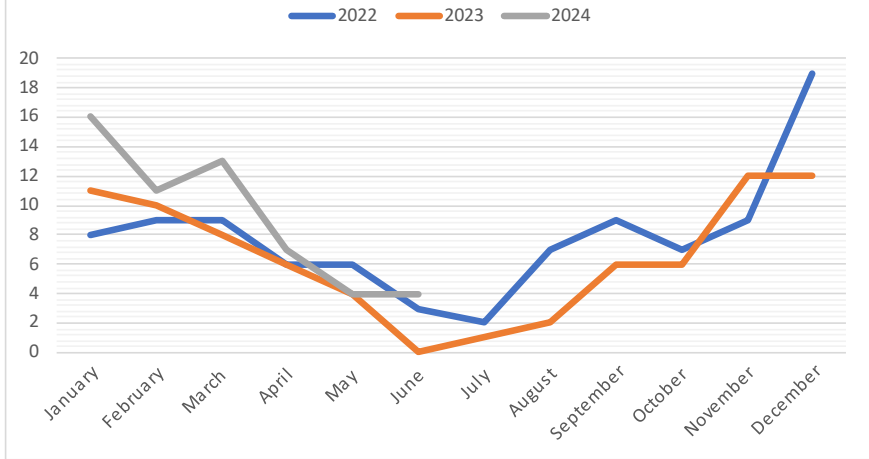
CEMETERY

PUBLIC WORKS

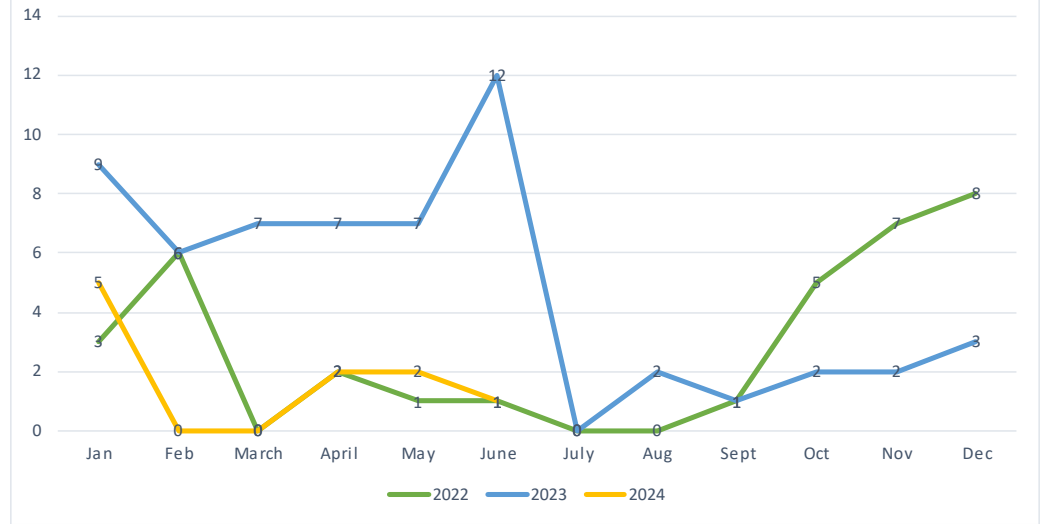


DEPARTMENT

SEWER STOPPAGES



Meter Leak Report



WATER LEAKS

FY 21-22 FY 22-23 FY 23-24

