



# City Of Breckenridge

## DEPARTMENTAL REPORTS

**APRIL 2023**

105 N. Rose Ave.  
Breckenridge, TX 76424  
254.559.8287  
[www.breckenridgetx.gov](http://www.breckenridgetx.gov)

# Finance

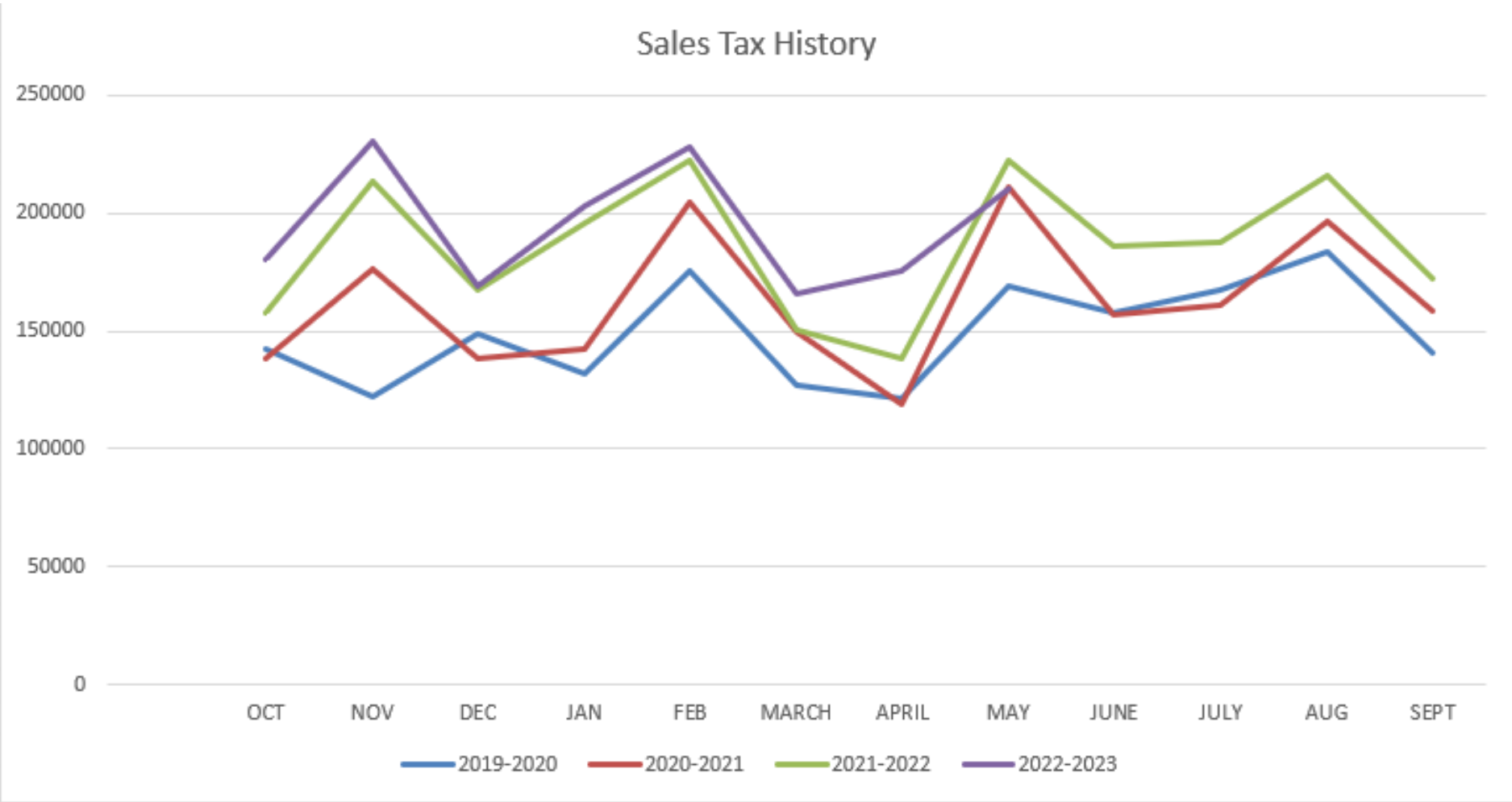
## Bank Statement Balances

	Account Name	Balances as of April 2022	Balances as of April 2023
1001	GENERAL FUND	\$ 1,172,093.26	\$ 1,797,046.05
1013	ARSON FUND	-	\$ 509.89
1014	FEDERAL TAX & LOAN	\$ 78.16	\$ 80.58
2000	PAYING	\$ 2,499.86	\$ 2,506.68
1001	WATER FUND	\$ 857,342.69	\$ 1,499,211.88
1001	WASTEWATER FUND	\$ 360,624.99	\$ 728,135.24
1001	SANITATION	\$ 58,088.26	\$ 40,673.63
1001	FIRE DEPT. SPECIAL	\$ 13,133.52	\$ 10,464.74
1001	FORFEITED PROPERTY	\$ 1,249.58	\$ 1,476.22
1002	PAYROLL FUND	\$ 2,869.47	\$ 27,922.31
1001	EQUIP. REPLACEMENT FUND	\$ 205,724.47	\$ 237,281.73
1001	STREET MAINTENANCE	\$ 660,878.62	\$ 838,098.34
1001	BRECKENRIDGE PARK FUND	\$ 8,889.41	\$ 9,237.24
1001	POLICE DEPT. SPECIAL	\$ 10,121.67	\$ 13,599.30
1001	Excess Sales Tax Revenue	\$ 17,566.23	\$ 17,613.84
1001	Breck Trade Days	\$ 39,150.55	\$ 39,382.83
1051	CO 2017 A&B Sinking /Rd	\$ 446,786.43	\$ 475,005.82
1001	Capital Improvement Project	\$ 1,037,626.88	\$ 462,878.36
1058	GENERAL DEBT SERVICE FUND	\$ 1,184,348.86	\$ 1,267,491.89
1025	Rescue Boat Donation	\$ 1,806.20	\$ 1,811.13
1073	CWSRF LF1001492	\$ -	\$ 1.86
1076	CWSRF LF1001492 ESCROW	\$ -	\$ 1,224,066.47
1056	CWSRF CO 2022A L1001491	\$ -	\$ 1.00
1074	CWSRF CO 2022A L1001491 ESCROW	\$ -	\$ 923,415.70
1072	CWSRF CO 2022A L1001426	\$ -	\$ 1.00
1075	CWSRF CO 2022A L1001426 ESCROW	\$ -	\$ 1,955,691.21
1071	DWSRF LF1001495	\$ -	\$ 1.00
1079	DWSRF LF1001495 ESCROW	\$ -	\$ 1,326,812.99
1070	DWSRF CO 2022B L1001493	\$ -	\$ 1.00
1078	DWSRF CO 2022B L1001493 ESCROW	\$ -	\$ 1,332,729.51
1057	DWSRF CO 2022B L1001494	\$ -	\$ 1.00
1077	DWSRF CO 2022B L1001494 ESCROW	\$ -	\$ 934,183.38
	<b>TOTAL - ALL FUNDS</b>	<b>\$ 6,080,879.11</b>	<b>\$ 15,167,333.82</b>

# Fiscal Year Sales Tax Revenue Received

MONTH RECEIVED	2019-2020	2020-2021	2021-2022	2022-2023
OCT	142,235	138,040	157,493	180,530
NOV	122,415	176,091	213,510	230,739
DEC	149,000	138,215	167,667	169,037
JAN	132,144	142,770	195,423	203,137
FEB	175,232	204,822	222,525	228,165
MARCH	127,285	149,849	150,395	166,133
APRIL	121,607	119,118	138,407	175,456
MAY	168,693	210,823	222,804	210,071
JUNE	158,145	157,037	185,695	
JULY	167,474	160,631	187,757	
AUG	183,855	196,582	215,658	
SEPT	141,151	158,558	172,552	
<b>TOTAL</b>	<b>1,789,236</b>	<b>1,952,536</b>	<b>2,229,886</b>	<b>1,563,268</b>

Sales Tax History



# BUILDING & DEVELOPMENT

	APRIL 2023	FY 2022-2023
<b>Permits Issued:</b>		
<b>Building</b>	9	35
<b>Roof</b>	4	19
<b>Fence, windows, siding, etc.</b>	1 (fence)	8
<b>Sign</b>	0	8
<b>Mobile home</b>	0	5
<b>Certificate of Occupancy</b>	0	4
<b>Electrical</b>	6 (all solar panels)	35
<b>Plumbing</b>	2	21
<b>Gas line</b>	8	32
<b>Irrigation</b>	0	0
<b>HVAC</b>	3	15
<b>Moving</b>	0	0
<b>Demolition</b>	0	0
<b>Zone change</b>	0	0
<b>Variance</b>	0	0
<b>Prelim/final plat</b>	0	0
<b>Solicitor/vendor</b>	0	2
<b>Beer license</b>	1	7
<b>Gaming machine license</b>	0	6
<b>Food Mobile Unit</b>	1	4
<b>Fire alarm</b>	0	0
<b>Fire sprinkler</b>	0	0

# CODE ENFORCEMENT

## New violations cases opened – 10

Junk vehicle – 501 N. Baylor

High weeds – 313 W. 5<sup>th</sup>

High weeds – 210 N. McArms

High weeds – 1005 E. Walker

High weeds – 402 Ridge Rd.

High weeds – 700 W. Hullum

High weeds – 1203 W. Hullum

Rubbish & parking issues – 1211 W. Hullum

High weeds – 601 W. Hullum

High weeds – 803 W. Hullum

# CODE ENFORCEMENT

## **Violations closed due to compliance – 13**

105 N. Dairy – applied for permit to bring property into compliance

501 N. Baylor – vehicle was moved

1210 W. Dyer – property was cleaned up

1005 E. Walker – property was mowed

402 Ridge Rd. – property was mowed

1100 W. 5<sup>th</sup> – city received demo title on junk vehicle and sent to scrap yard

306 W. 4<sup>th</sup> – applied for permit to bring property into compliance

1203 W. Hullum – property was mowed

803 W. Hullum – property was mowed

601 W. Hullum – property was mowed

210 N. McAmis – property was mowed

108 W. 4<sup>th</sup> – structure is being moved out of city limits

300 W. Lindsey – vehicle was moved

## **Cases sent to Municipal Court – 1**

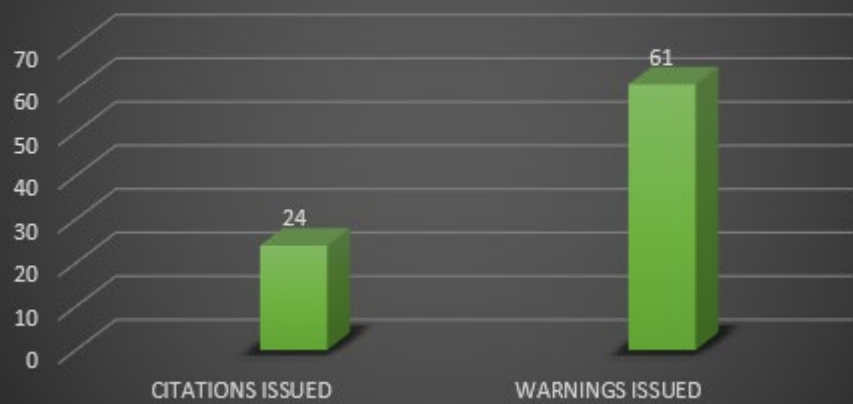
313 W. 5<sup>th</sup> – high weeds

Estimated labor hours spent on code enforcement for the month – 65

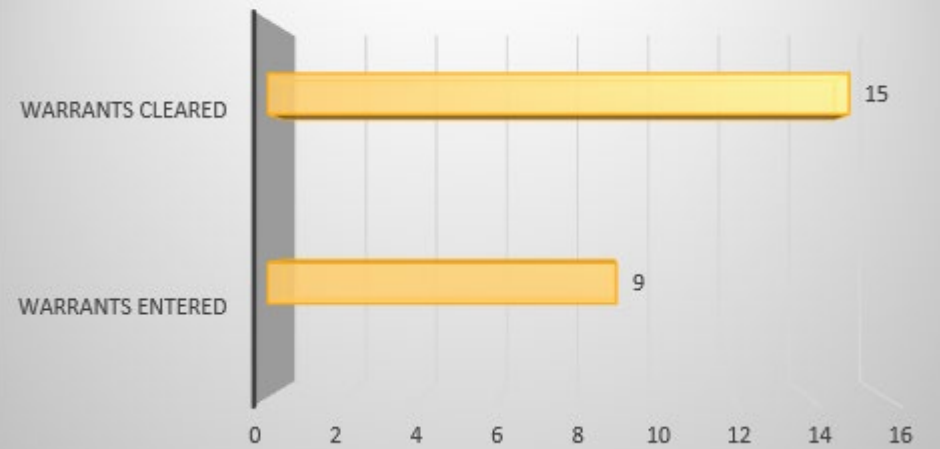




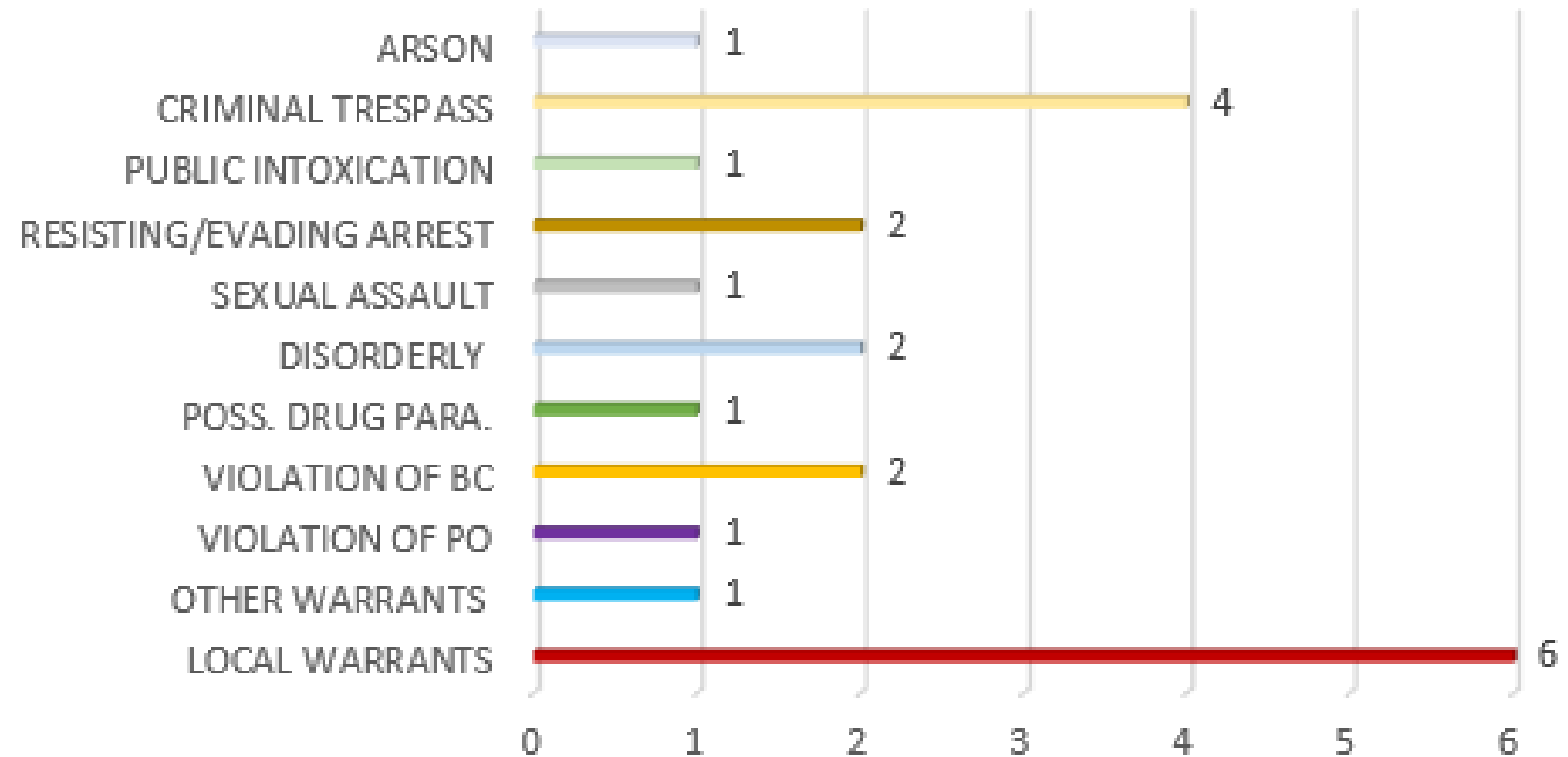
### TRAFFIC STOPS TOTAL TRAFFIC STOPS 114



### WARRANTS



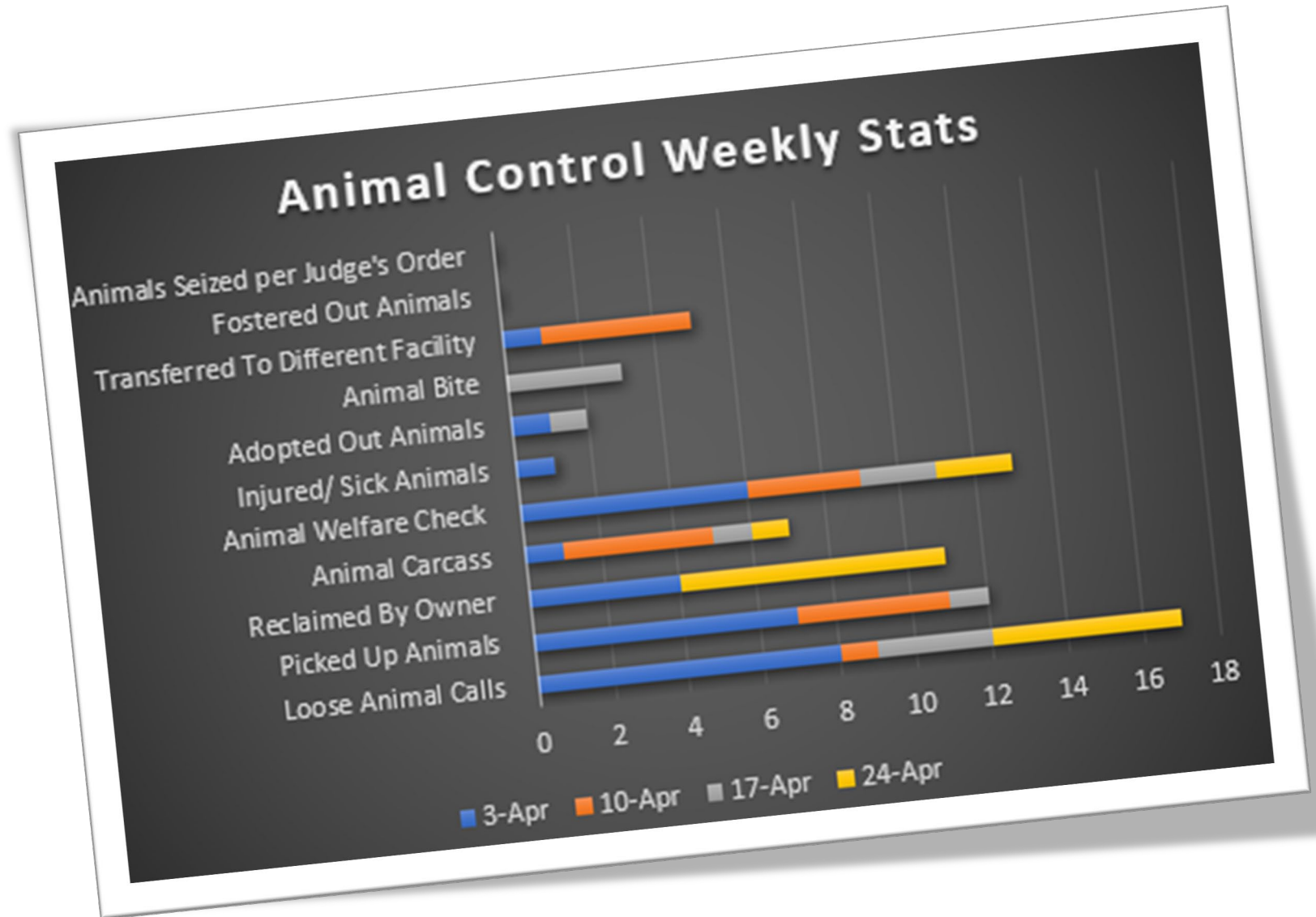
## ARRESTS TOTAL:22



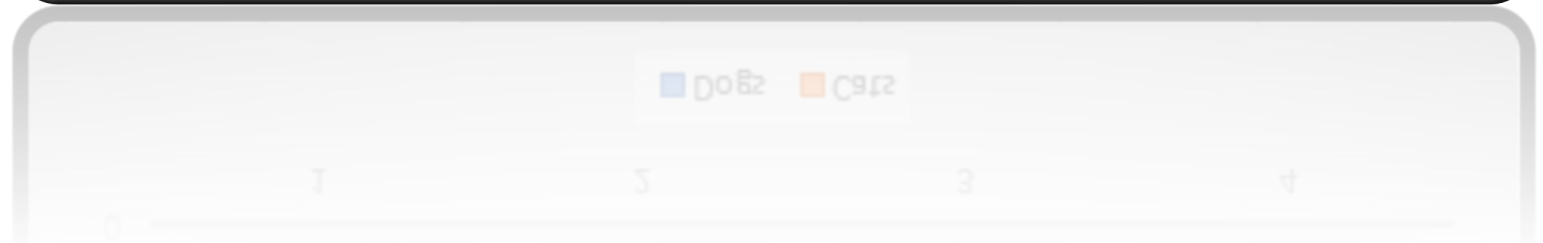
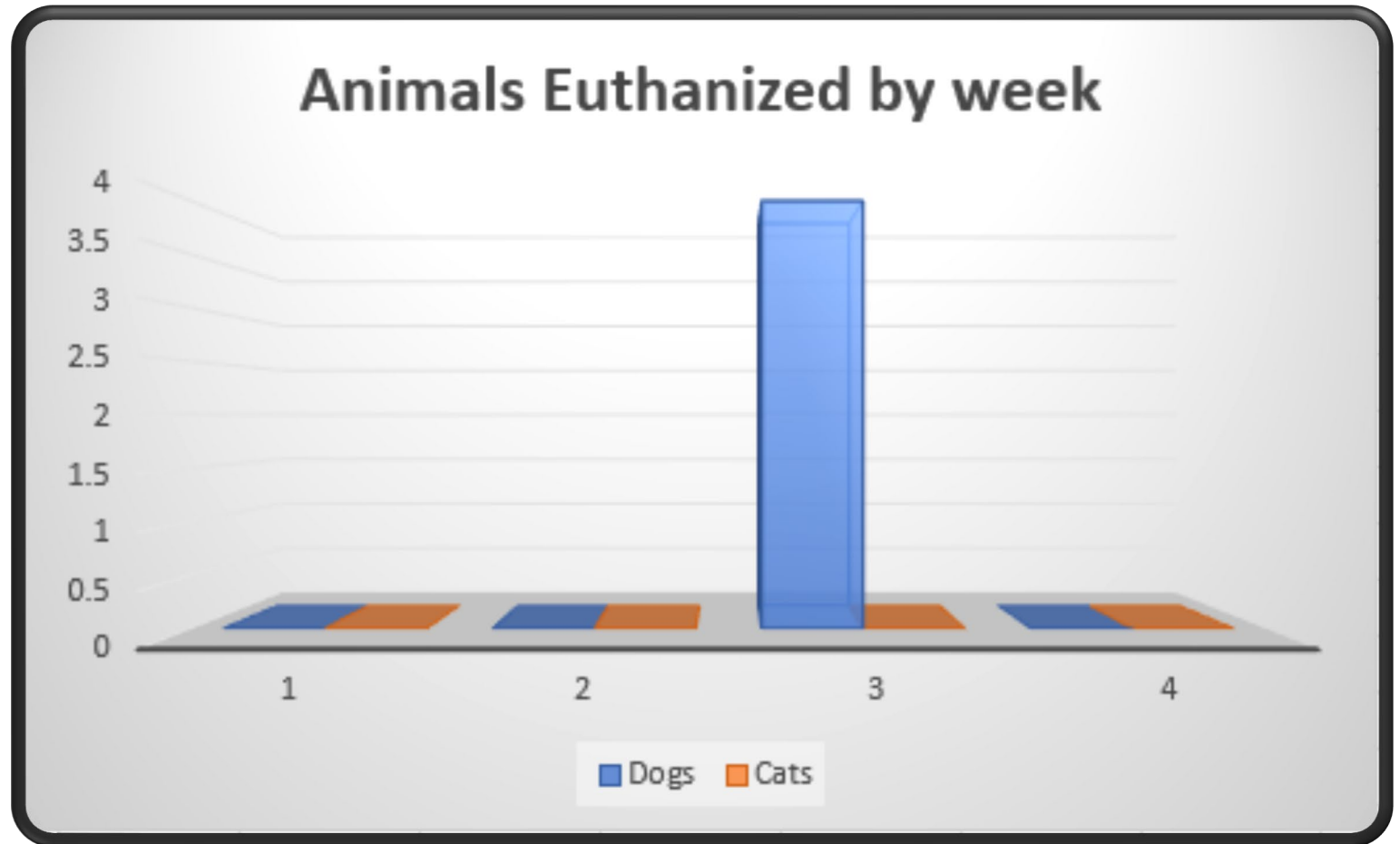
# ANIMAL CONTROL

TOTAL CALLS FOR SERVICE

81



# ANIMAL CONTROL



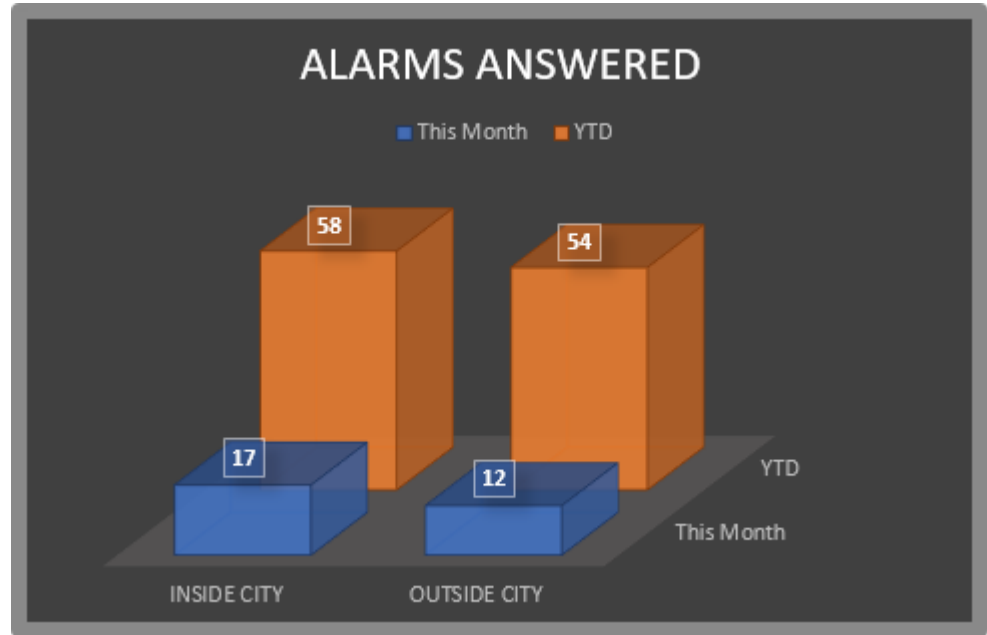
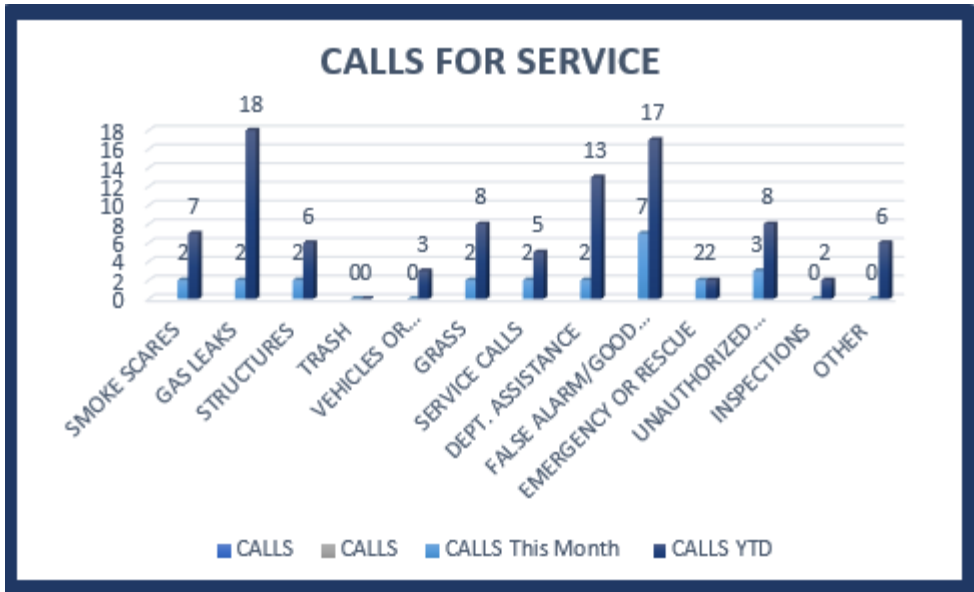




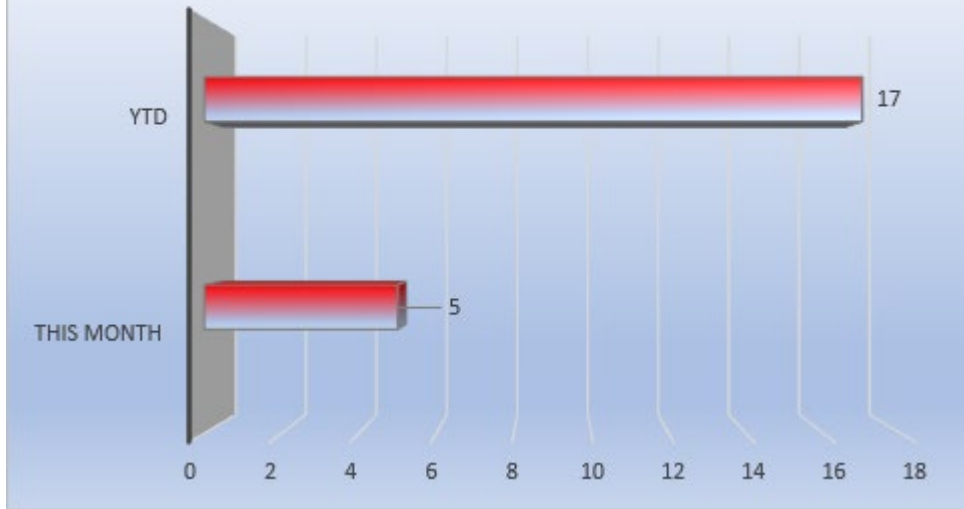
**BRECKENRIDGE**

LADDER 94

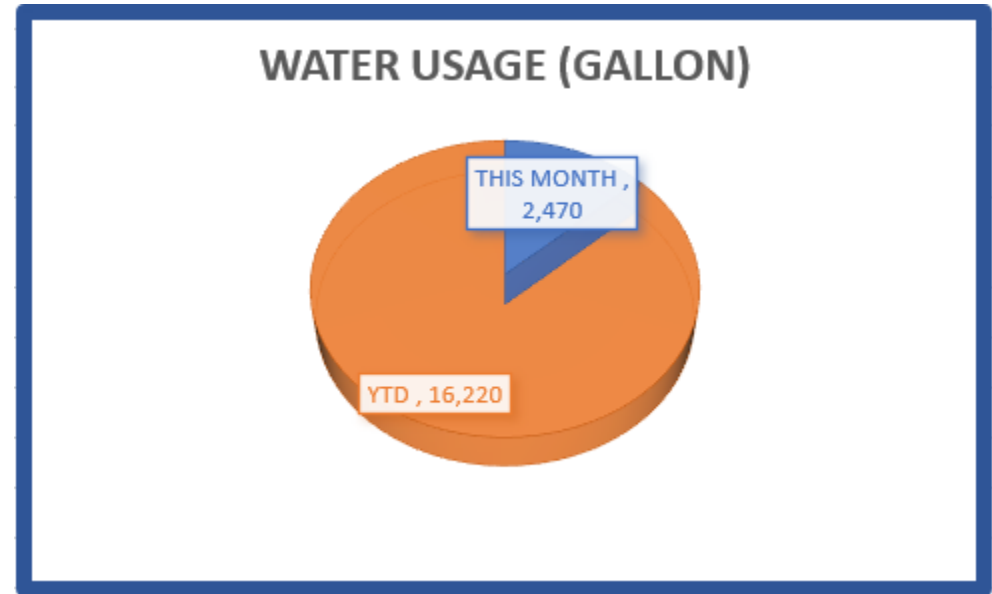
**BRECKENRIDGE  
FIRE DEPT.**



### VEHICLE ACCIDENTS



### WATER USAGE (GALLON)





# PARKS & CEMETERY





## ACTIVITY

Getting the swimming Pool ready for the 2023 season

Took the Pool tarp off-will need to be replaced before next Winter.

Waiting on the new pool filter

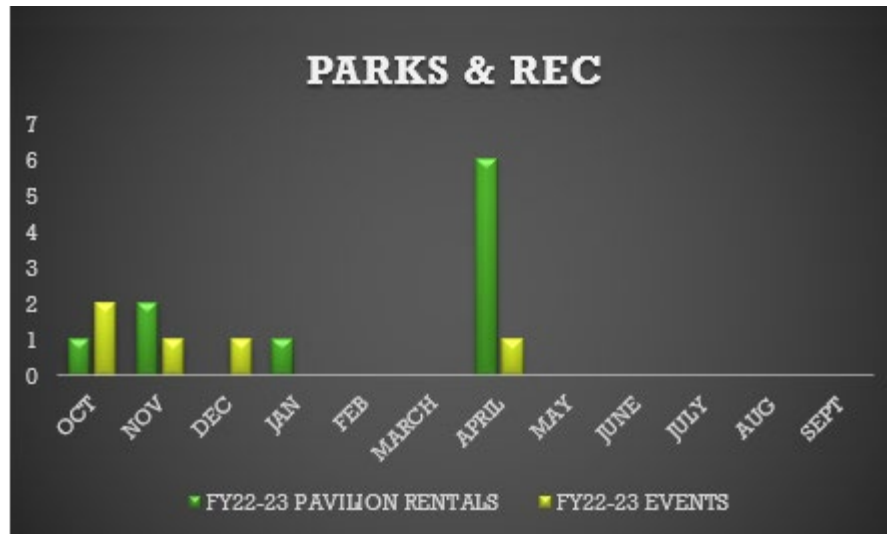
Mowing and weed-eating all parks

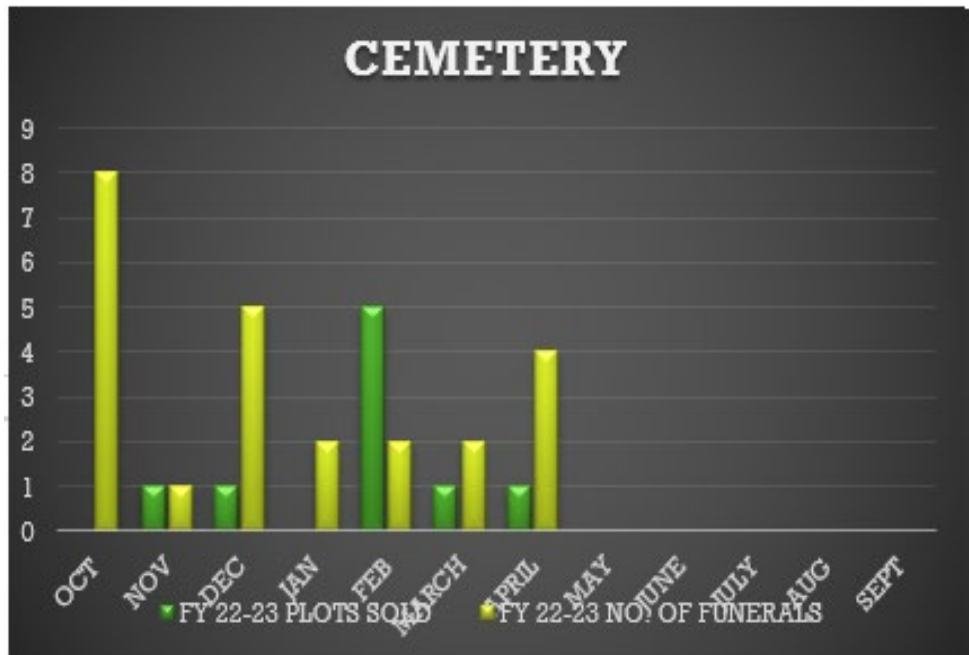
Taking applications for Managers and Lifeguards

Preparing park for Frontier Days

Working on the budget numbers for 2023/2024

The spray contractor for the creek is coming soon





## ACTIVITY

Marked graves for headstones

Level military stones

Filling low graves

Mowing and weed eating

Located graves for visitors

Still looking for a part-time groundskeeper.