



DEPARTMENTAL REPORTS

January 2025

105 N. Rose Ave.
Breckenridge, TX 76424
254.559.8287
www.breckenridgetx.gov

Finance

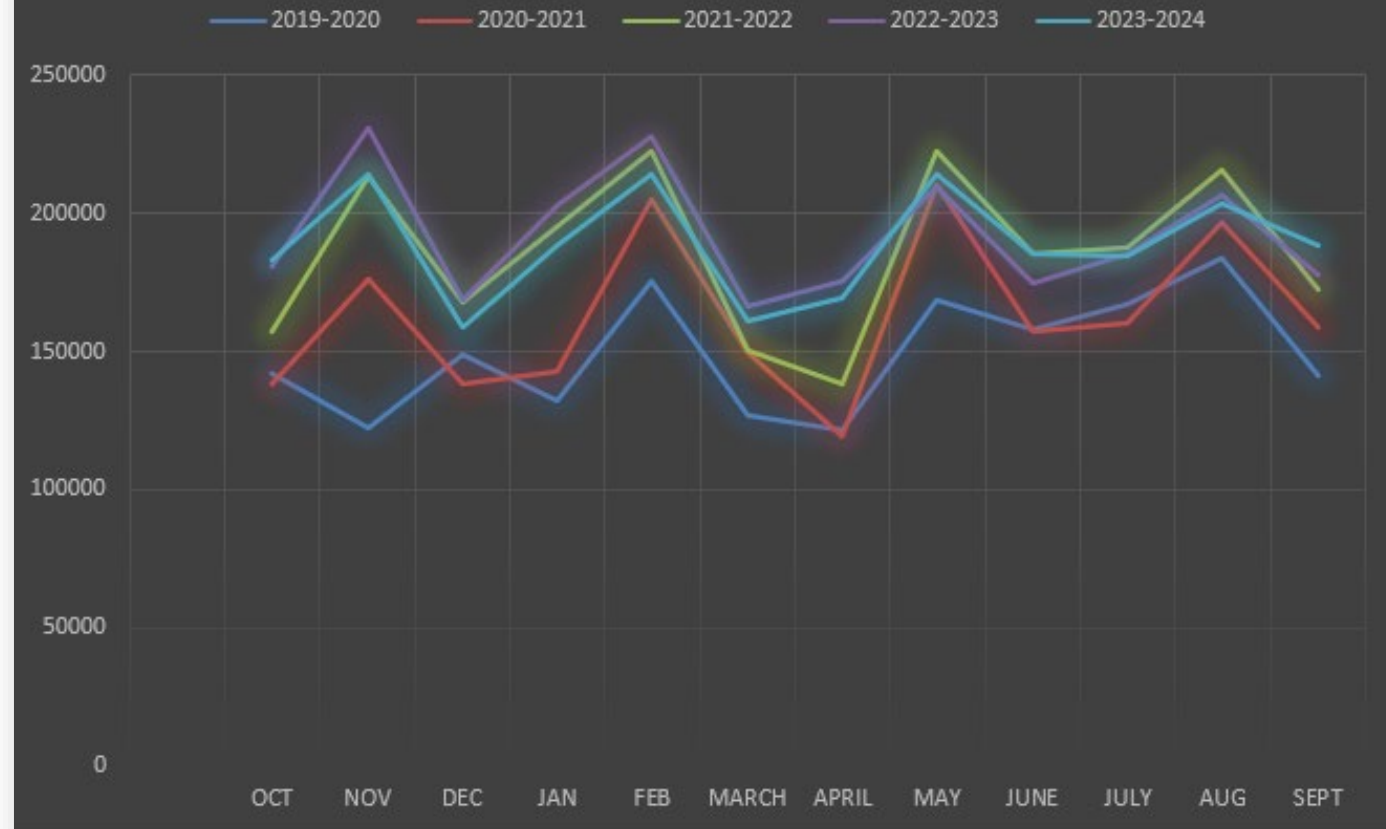
Bank Statement Balances

	Account Name	Balances as of Jan. 2024	Balances as of Jan. 2025
1001	GENERAL FUND	\$ 2,013,949.55	\$ 2,482,984.55
1013	ARSON FUND	\$ 509.89	\$ 509.89
1014	FEDERAL TAX & LOAN	\$ 29,135.99	\$ 81.72
1001	WATER FUND	\$ 1,635,739.13	\$ 1,855,699.92
1001	WASTEWATER FUND	\$ 1,081,998.56	\$ 1,182,387.76
1001	SANITATION	\$ 7,430.66	\$ 37,890.71
1001	FIRE DEPT. SPECIAL	\$ 7,727.10	\$ 7,856.69
1001	FORFEITED PROPERTY	\$ 1,478.78	\$ 1,482.89
1002	PAYROLL FUND	\$ 48,229.98	\$ 34,243.96
1001	EQUIP. REPLACEMENT FUND	\$ 434,933.26	\$ 469,944.47
1001	STREET MAINTENANCE	\$ 139,111.40	\$ 387,443.15
1001	BRECKENRIDGE PARK FUND	\$ 9,618.24	\$ 10,043.08
1001	POLICE DEPT. SPECIAL	\$ 13,622.83	\$ 13,660.53
1001	Excess Sales Tax Revenue	\$ 17,644.30	\$ 17,693.14
1001	Breck Trade Days	\$ 39,450.96	\$ 39,560.17
1051	CO 2017 A&B Sinking /Rd	\$ -	\$ -
1001	Water Capital Projects	\$ -	\$ (110,693.27)
1001	Wastewater Capital Projects	\$ -	\$ 164,314.28
1001	Capital Improvement Project	\$ 245,687.06	\$ 134,575.18
1058	GENERAL DEBT SERVICE FUND	\$ -	\$ -
1001	General Debt Service Fund P/C	\$ 546,039.80	\$ 734,804.20
1001	REVENUE DEBT SERVICE FUND	\$ 416,054.48	\$ 587,337.49
1025	Rescue Boat Donation	\$ 1,814.56	\$ 1,819.10
1073	CWSRF LF1001492	\$ (1.98)	\$ 3.02
1076	CWSRF LF1001492 ESCROW	\$ 1,201,837.51	\$ 1,223,142.36
1056	CWSRF CO 2022A L1001491	\$ 1.00	\$ 1.00
1074	CWSRF CO 2022A L1001491 ESCROW	\$ 955,716.14	\$ 999,832.59
1072	CWSRF CO 2022A L1001426	\$ 1.00	\$ 1.00
1075	CWSRF CO 2022A L1001426 ESCROW	\$ 2,024,099.96	\$ 2,117,533.68
1071	DWSRF LF1001495	\$ 1.00	\$ 4.27
1079	DWSRF LF1001495 ESCROW	\$ 1,320,050.83	\$ 1,205,973.24
1070	DWSRF CO 2022B L1001493	\$ 1.00	\$ 1.00
1078	DWSRF CO 2022B L1001493 ESCROW	\$ 1,379,347.50	\$ 1,443,019.06
1057	DWSRF CO 2022B L1001494	\$ 1.00	\$ 1.00
1077	DWSRF CO 2022B L1001494 ESCROW	\$ 966,860.48	\$ 1,011,491.49
1010	LOGIC CO 2023	\$ 8,293,704.98	\$ 5,600,368.87
	TOTAL - ALL FUNDS	\$ 22,831,796.95	\$ 21,655,012.19

Fiscal Year Sales Tax Revenue Received

MONTH RECEIVED	2019-2020	2020-2021	2021-2022	2022-2023	2023-2024	2024-2025
OCT	\$ 142,235.00	\$ 138,040.00	\$ 157,493.00	\$ 180,530.00	\$ 182,914.00	\$ 176,173.38
NOV	\$ 122,415.00	\$ 176,091.00	\$ 213,510.00	\$ 230,739.00	\$ 214,002.00	\$ 205,342.24
DEC	\$ 149,000.00	\$ 138,215.00	\$ 167,667.00	\$ 169,037.00	\$ 158,898.22	\$ 186,724.15
JAN	\$ 132,144.00	\$ 142,770.00	\$ 195,423.00	\$ 203,137.00	\$ 188,303.00	\$ 175,492.04
FEB	\$ 175,232.00	\$ 204,822.00	\$ 222,525.00	\$ 228,165.00	\$ 214,081.01	\$ 256,722.47
MARCH	\$ 127,285.00	\$ 149,849.00	\$ 150,395.00	\$ 166,133.00	\$ 161,140.16	
APRIL	\$ 121,607.00	\$ 119,118.00	\$ 138,407.00	\$ 175,455.75	\$ 169,163.00	
MAY	\$ 168,693.00	\$ 210,823.00	\$ 222,804.00	\$ 210,071.22	\$ 213,927.83	
JUNE	\$ 158,145.00	\$ 157,037.00	\$ 185,695.00	\$ 175,128.00	\$ 185,557.61	
JULY	\$ 167,474.00	\$ 160,631.00	\$ 187,757.00	\$ 185,736.00	\$ 184,363.32	
AUG	\$ 183,855.00	\$ 196,582.00	\$ 215,658.00	\$ 206,710.00	\$ 203,593.65	
SEPT	\$ 141,151.17	\$ 158,558.00	\$ 172,552.00	\$ 177,704.47	\$ 188,524.22	
TOTAL	\$ 1,789,236.17	\$ 1,952,536.00	\$ 2,229,886.00	\$ 2,308,546.44	\$ 2,264,468.02	\$ 1,000,454.28

Sales Tax History



SECURITIES PLEDGED

The following shows the calculation of deposit coverage for the deposits of The City of Breckenridge held in
Clear Fork Bank on: January 28, 2025 and securities pledged as of: January 28, 2025

Checking account balances:	\$ 7,736,693.88
CD balances:	\$ -
Total on deposit:	<u>\$ 7,736,693.88</u>
FDIC Insurance coverage:	
Checking account balances:	\$ 250,000.00
CD balances:	\$ -
	<u>\$ 250,000.00</u>
Total Deposit balance	
less FDIC coverage:	<u>\$ 7,486,693.88</u>
Securities pledged at market value:	<u>\$ 7,628,732.80</u>
Excess securities pledged:	<u>\$ 142,038.92</u>

2023 CO BOND

BOND
AMOUNT

•\$8,641,984.74

BANK
TRANSFERS

•\$3,610,640.00

TOTAL
INTEREST
EARNED

•\$579,012.12

CURRENT
BALANCE

•\$5,628,356.86

2023 CO BOND-LOGIC PROJECT EXPENDITURES

STREETS

\$2,622,357.03

PARK IMPROVEMENT

\$742,883.17

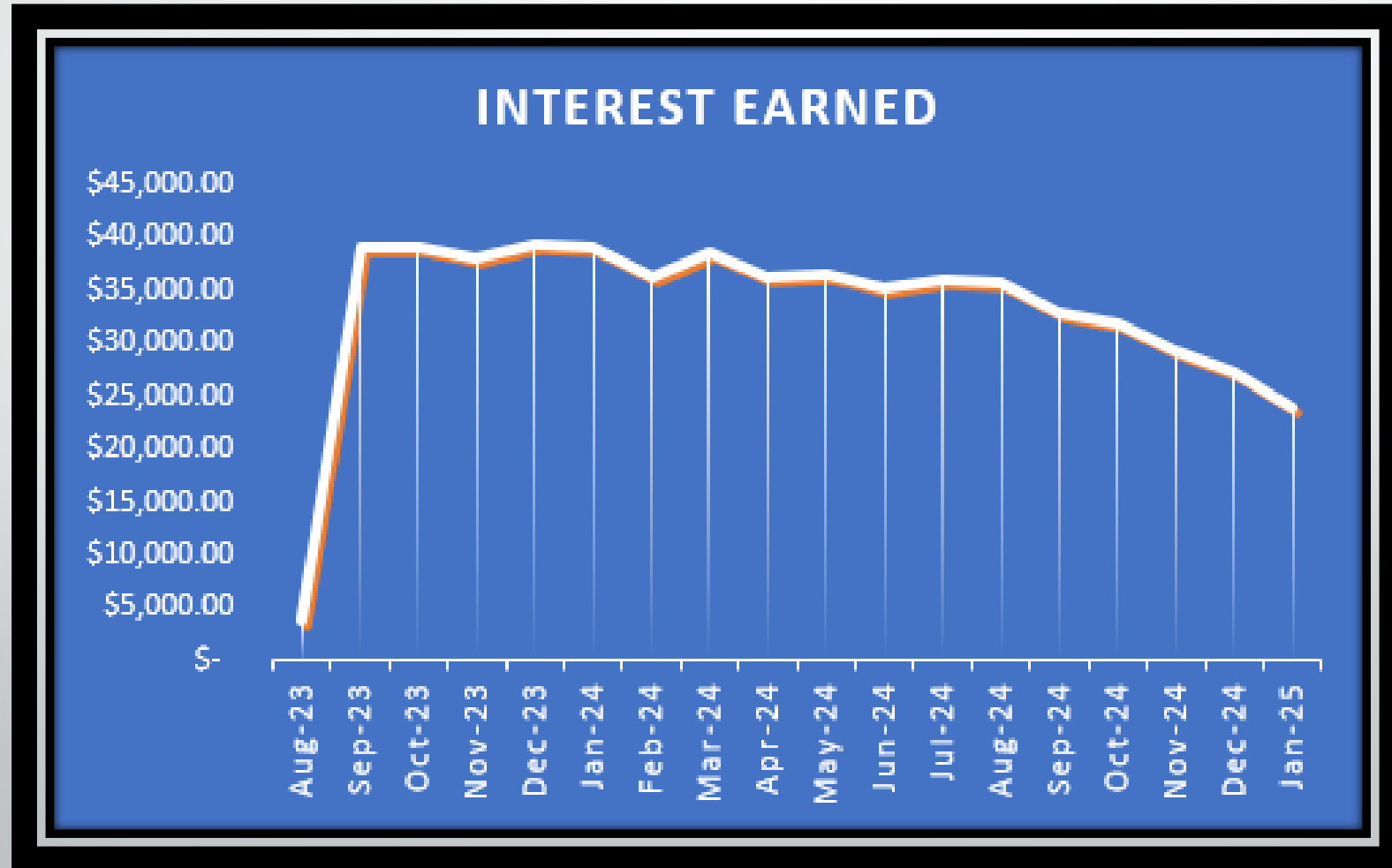
FACILITIES IMPROVEMENT

\$272,818.76

2023 CO BOND-LOGIC INTEREST EARNED

DECEMBER 2024: \$27,309.32

TOTAL: \$573,054.99

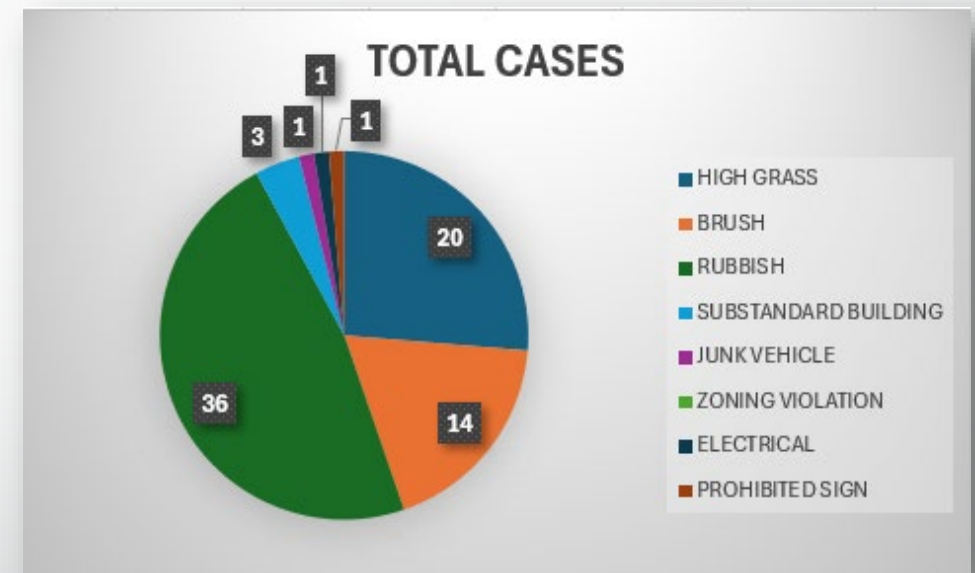
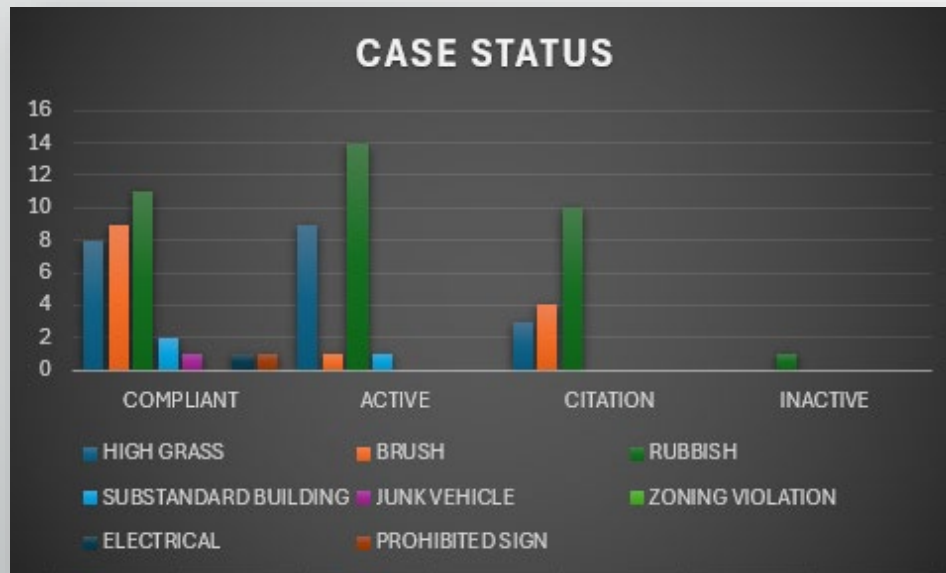


BUILDING & DEVELOPMENT

JANUARY 2025		FY 2024-2025
Permits Issued:		
Building	5	16
Roof	1	2
Fence, windows, siding, etc.	1	1
Sign	1	1
Mobile home	0	2
Certificate of Occupancy	0	2
Electrical	4	24
Plumbing	5	12
Gas line	4	13
Irrigation	0	0
HVAC	2	6
Moving	0	0
Demolition	0	0
P&Z	0	0
Variance	0	1
Prelim/final plat/replat	0	0
Solicitor/vendor	1	1
Beer/wine/liquor license	1	5
Gaming machine license	3	4
Food Mobile Unit	0	7
Fire alarm	1	1
Fire sprinkler	0	0

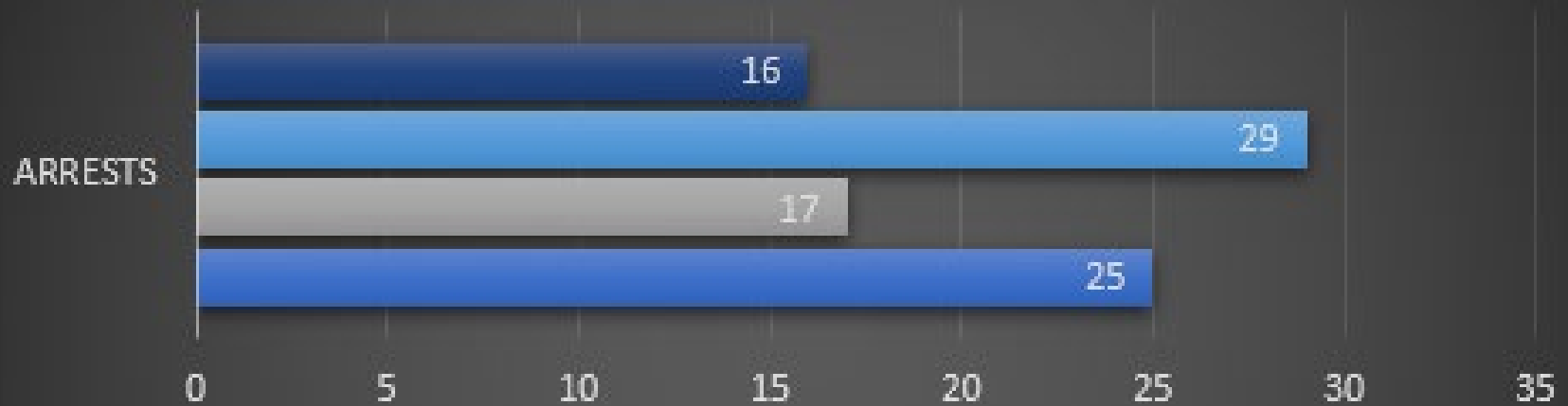
CODE ENFORCEMENT

JANUARY 2025 CASES: 76





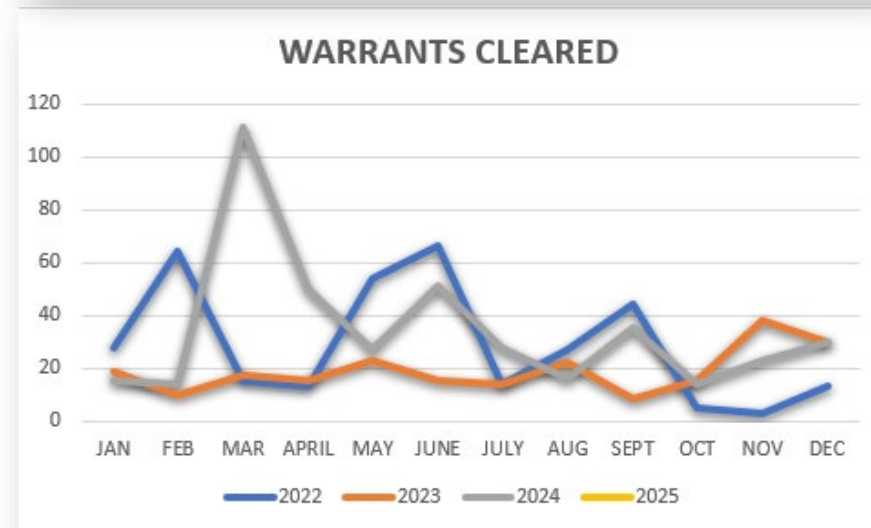
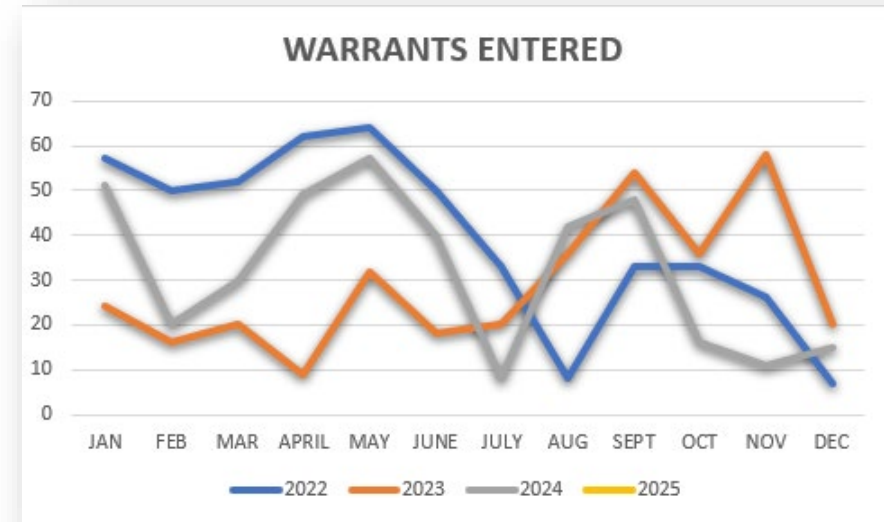
DECEMBER TOTAL ARRESTS



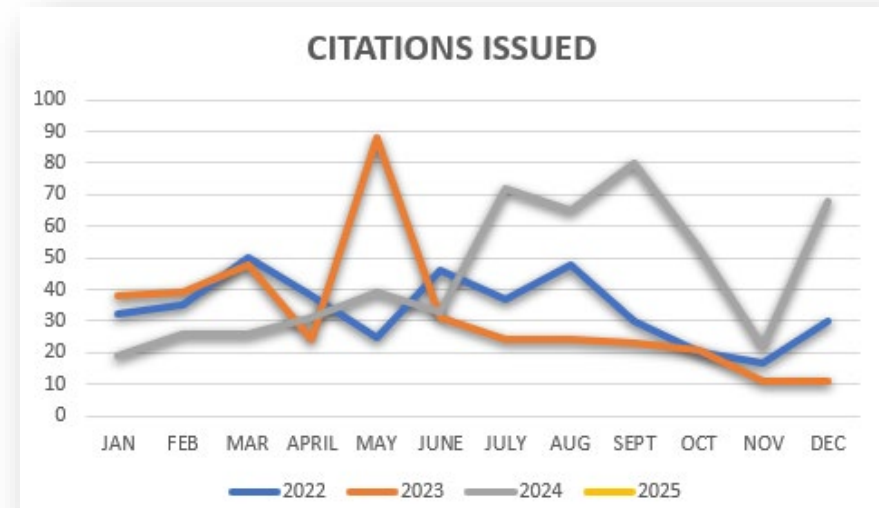
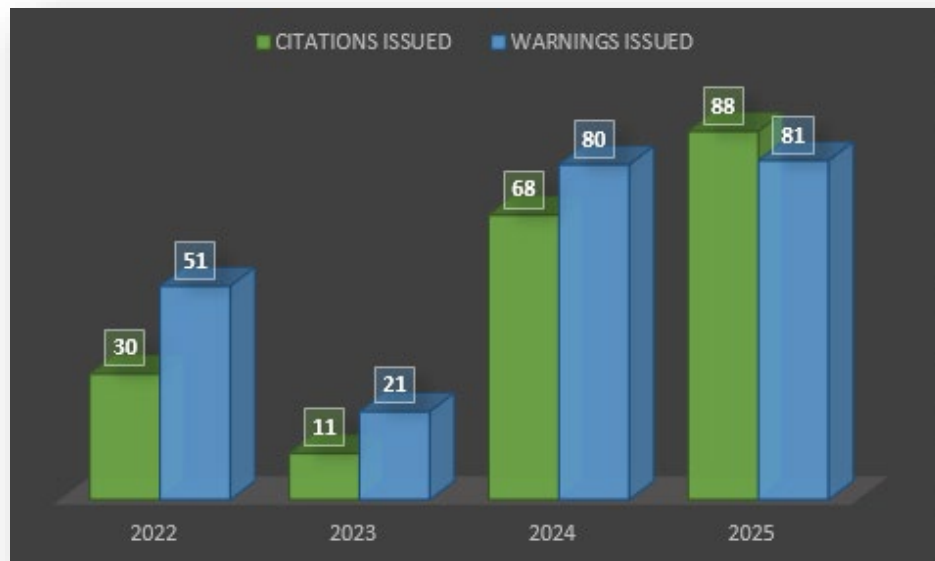
	ARRESTS
2025	16
2024	29
2023	17
2022	25

[illegible]

JANUARY WARRANTS



JANUARY CITATIONS & WARNINGS



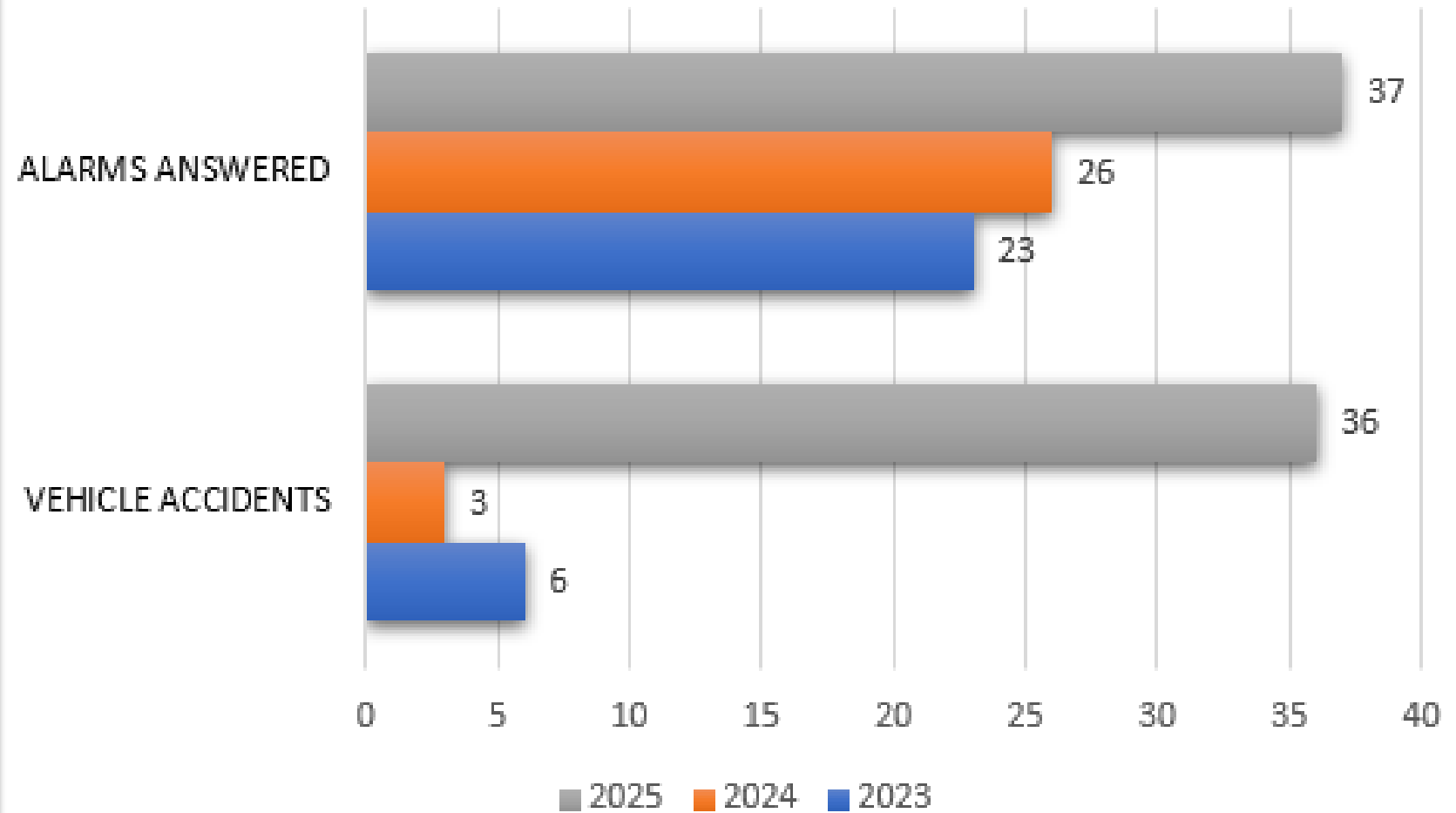
JANUARY ANIMAL CONTROL

TOTAL CALLS: 159

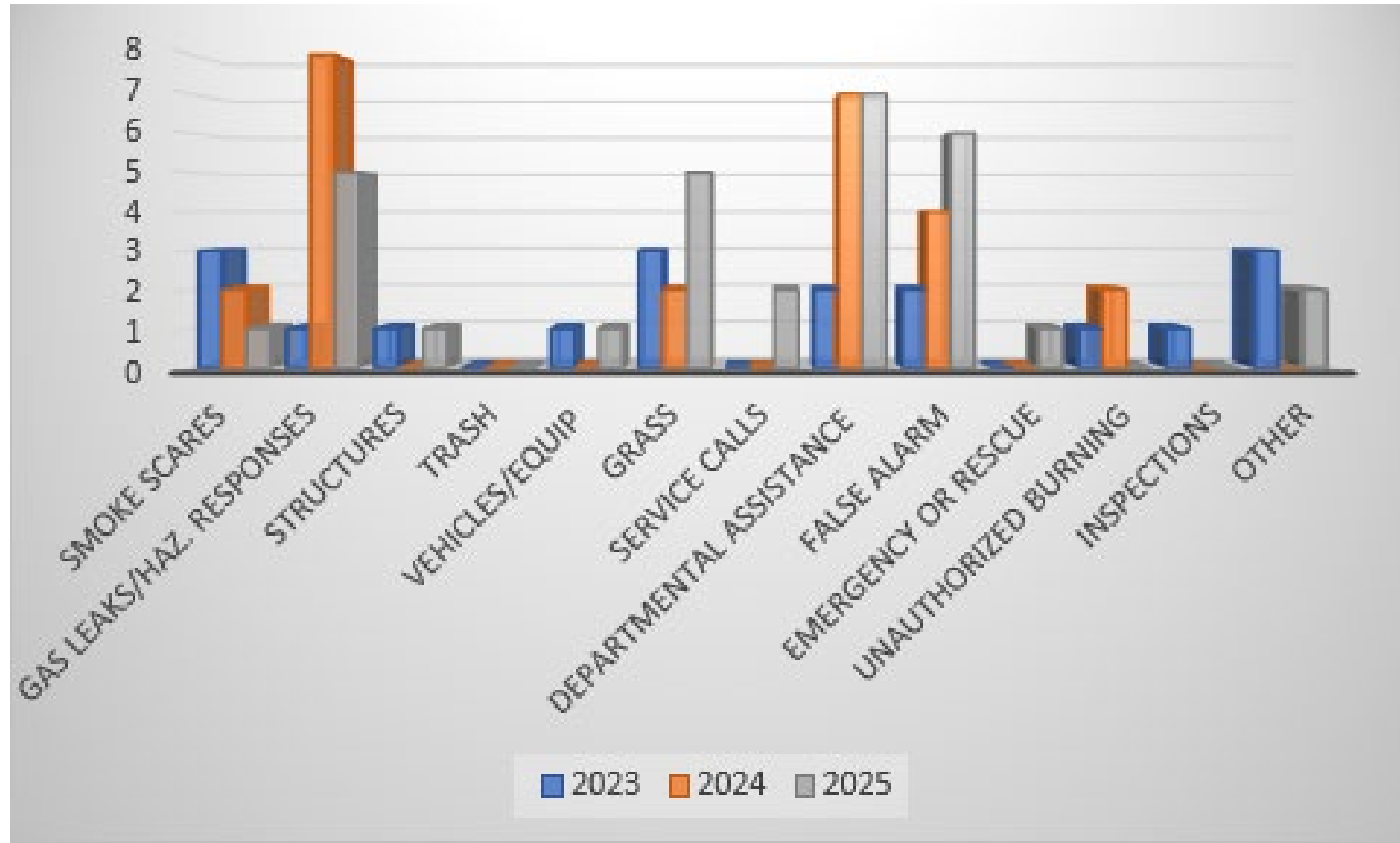
ANIMAL CARCASS 8	AT LARGE 29	AGGRESSIVE 6
FOLLOW UP 39	VIOL RABIES 4	INURED/SICK 7
CITATIONS 18	WARNINGS 6	OTHER 69



JANUARY



JANUARY CALLS FOR SERVICE



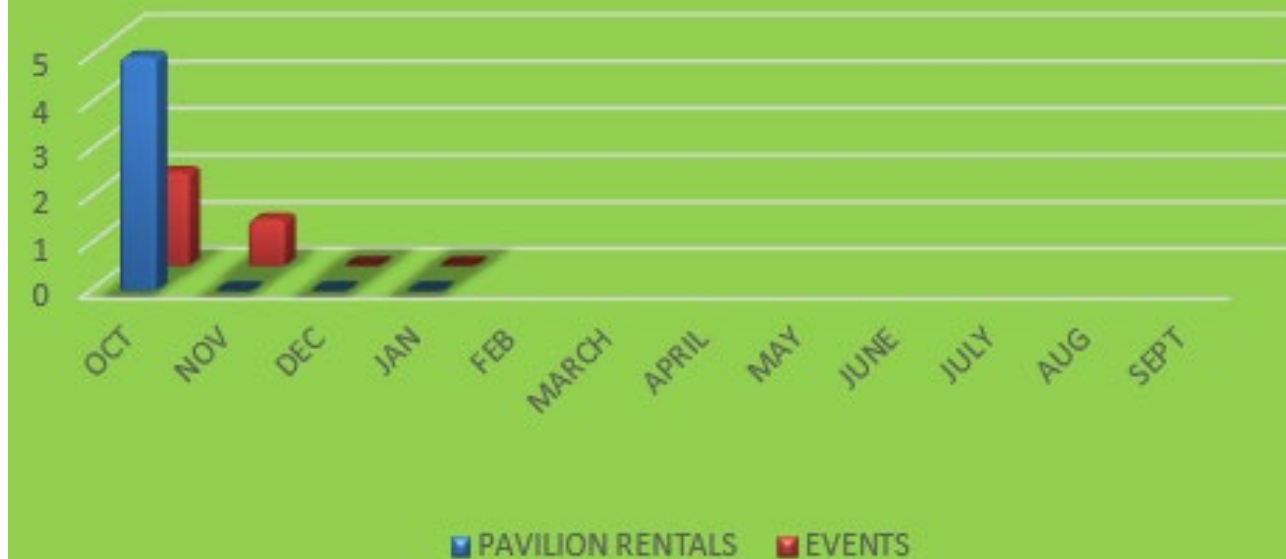
WATER USAGE (GAL)



PARKS & CEMETERY



Parks and Rec-2024-2025



0 pavilion rentals

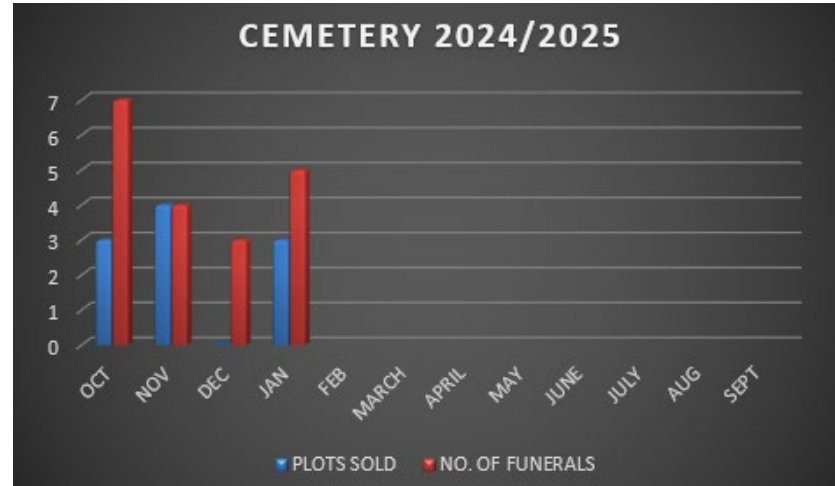
Maintaining all parks

Took down and stored all Christmas Decorations

Maintaining Pool

Working on the community garden

Trimming Trees



5 funerals to report

Leveling small military stone

Mowing and weed-eating

Maintaining Cemetery

Maintaining equipment

Picked Up Christmas Decorations Left on graves

Picked up a large amount of solar lights

Filling low spots and graves

Filling Graves

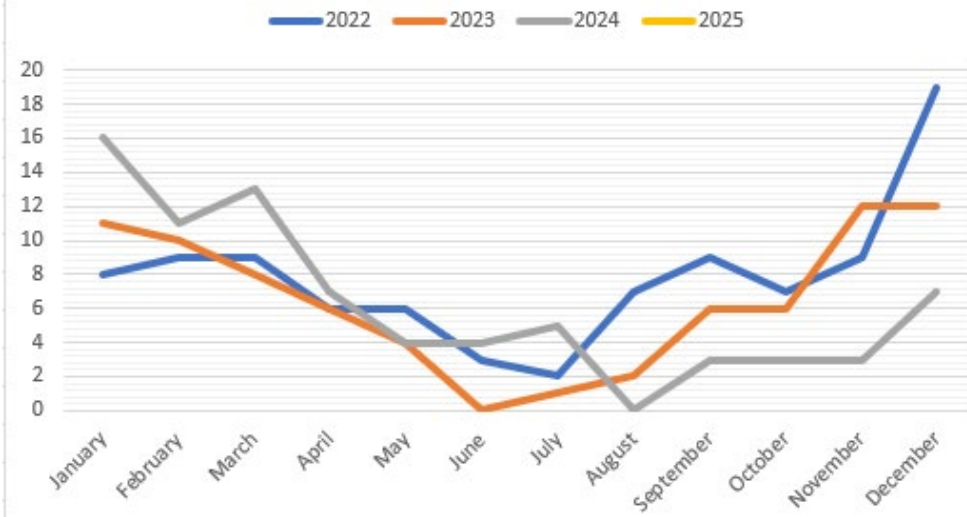
CEMETERY

PUBLIC WORKS

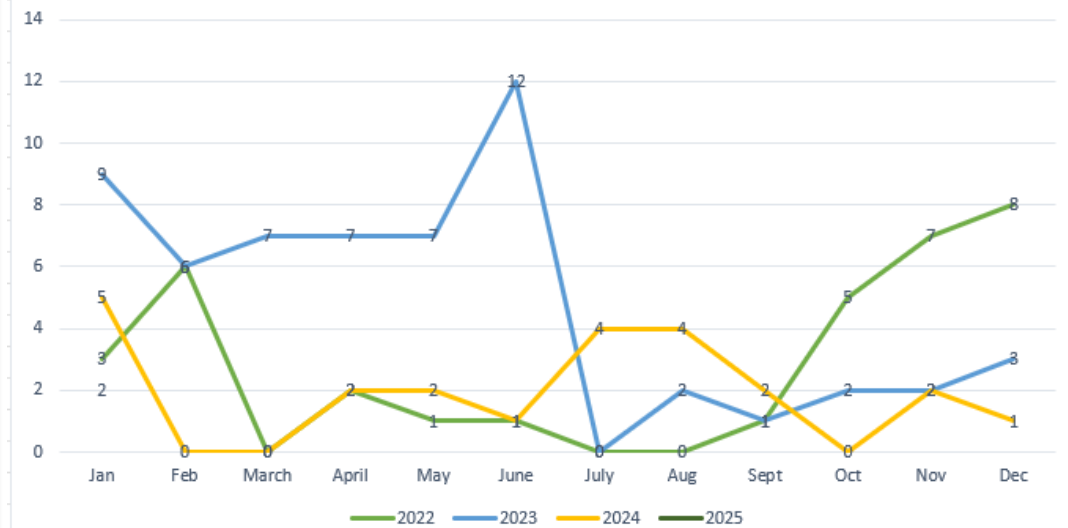


DEPARTMENT

SEWER STOPPAGES



Meter Leak Report



WATER LEAKS

