



# **DEPARTMENTAL REPORTS**

**NOVEMBER 2025**

105 N. Rose Ave.  
Breckenridge, TX 76424  
254.559.8287  
[www.breckenridgetx.gov](http://www.breckenridgetx.gov)

# Finance

## Bank

### Statement

### Balances



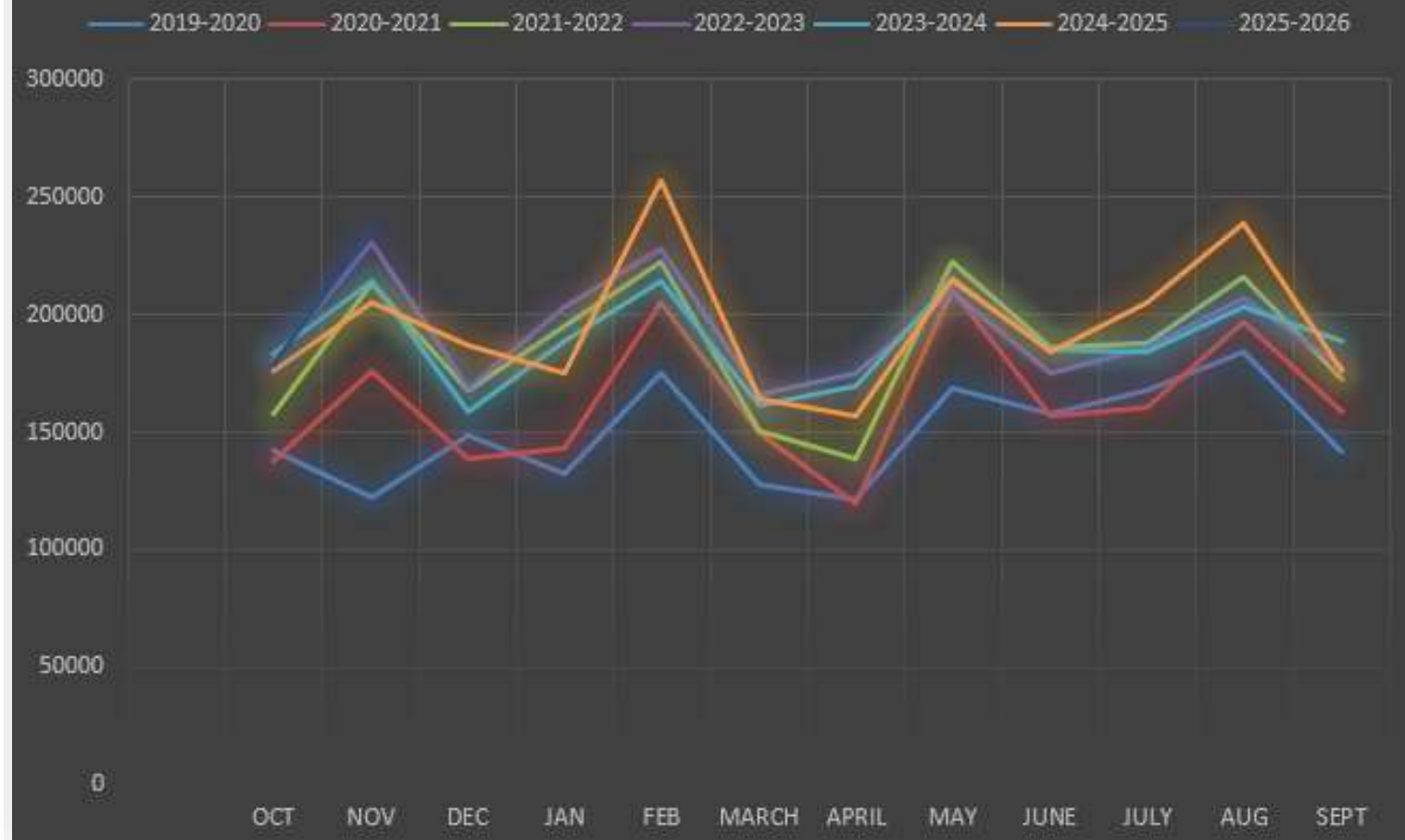
Diane Latham

	Account Name	Balances as of Nov. 2024	Balances as of Nov. 2025
1001	GENERAL FUND	\$ 1,627,151.17	\$ 1,886,051.79
1013	ARSON FUND	\$ 509.89	\$ 509.89
1014	FEDERAL TAX & LOAN	\$ 81.49	\$ 82.10
1001	WATER FUND	\$ 1,963,741.28	\$ 1,905,223.18
1001	WASTEWATER FUND	\$ 1,303,142.01	\$ 1,565,003.47
1001	SANITATION	\$ 36,659.00	\$ 37,785.42
1001	FIRE DEPT. SPECIAL	\$ 7,851.66	\$ 8,541.45
1001	FORFEITED PROPERTY	\$ 1,481.94	\$ 1,486.03
1002	PAYROLL FUND	\$ 34,323.46	\$ 36,106.34
1001	EQUIP. REPLACEMENT FUND	\$ 399,543.39	\$ 300,462.79
1001	STREET MAINTENANCE	\$ 343,773.97	\$ 575,281.77
1001	BRECKENRIDGE PARK FUND	\$ 9,639.63	\$ 8,698.02
1001	POLICE DEPT. SPECIAL	\$ 13,651.82	\$ 13,689.44
1001	Excess Sales Tax Revenue	\$ 17,681.85	\$ 17,730.61
1001	Breck Trade Days	\$ 39,534.94	\$ 39,643.95
1051	CO 2017 A&B Sinking /Rd	\$ -	\$ -
1001	Water Capital Projects	\$ (110,693.27)	\$ (110,693.27)
1001	Wastewater Capital Projects	\$ 164,314.28	\$ 164,314.28
1001	Capital Improvement Project	\$ 134,502.01	\$ 194,270.50
1058	GENERAL DEBT SERVICE FUND	\$ -	\$ -
1001	General Debt Service Fund P/C	\$ 265,159.15	\$ 415,190.16
1001	REVENUE DEBT SERVICE FUND	\$ 312,689.13	\$ 295,187.12
1025	Rescue Boat Donation	\$ 1,818.33	\$ 1,822.88
1073	CWSRF LF1001492	\$ 3.02	\$ 5.71
1076	CWSRF LF1001492 ESCROW	\$ 1,226,719.45	\$ 1,102,279.85
1056	CWSRF CO 2022A L1001491	\$ 1.00	\$ 1.00
1074	CWSRF CO 2022A L1001491 ESCROW	\$ 993,196.11	\$ 1,031,037.14
1072	CWSRF CO 2022A L1001426	\$ 1.00	\$ 1.00
1075	CWSRF CO 2022A L1001426 ESCROW	\$ 2,103,478.39	\$ 2,183,621.59
1071	DWSRF LF1001495	\$ 22,273.96	\$ 4.27
1079	DWSRF LF1001495 ESCROW	\$ 1,197,916.79	\$ 1,202,414.04
1070	DWSRF CO 2022B L1001493	\$ 1.00	\$ 1.00
1078	DWSRF CO 2022B L1001493 ESCROW	\$ 1,433,440.92	\$ 1,488,055.48
1057	DWSRF CO 2022B L1001494	\$ 1.00	\$ 1.00
1077	DWSRF CO 2022B L1001494 ESCROW	\$ 1,004,777.65	\$ 1,043,060.03
1010	LOGIC CO 2023	\$ 7,313,297.42	\$ 4,402,072.37
	<b>TOTAL - ALL FUNDS</b>	<b>\$ 21,861,664.84</b>	<b>\$ 19,808,942.40</b>

# Fiscal Year Sales Tax Revenue Received

MONTH RECEIVED	2019-2020	2020-2021	2021-2022	2022-2023	2023-2024	2024-2025	2025-2026
OCT	\$ 142,235.00	\$ 138,040.00	\$ 157,493.00	\$ 180,530.00	\$ 182,914.00	\$ 176,173.38	\$ 179,092.44
NOV	\$ 122,415.00	\$ 176,091.00	\$ 213,510.00	\$ 230,739.00	\$ 214,002.00	\$ 205,342.24	\$ 236,376.47
DEC	\$ 149,000.00	\$ 138,215.00	\$ 167,667.00	\$ 169,037.00	\$ 158,898.22	\$ 186,724.15	
JAN	\$ 132,144.00	\$ 142,770.00	\$ 195,423.00	\$ 203,137.00	\$ 188,303.00	\$ 175,492.04	
FEB	\$ 175,232.00	\$ 204,822.00	\$ 222,525.00	\$ 228,165.00	\$ 214,081.01	\$ 256,722.47	
MARCH	\$ 127,285.00	\$ 149,849.00	\$ 150,395.00	\$ 166,133.00	\$ 161,140.16	\$ 163,877.32	
APRIL	\$ 121,607.00	\$ 119,118.00	\$ 138,407.00	\$ 175,455.75	\$ 169,163.00	\$ 157,154.10	
MAY	\$ 168,693.00	\$ 210,823.00	\$ 222,804.00	\$ 210,071.22	\$ 213,927.83	\$ 215,254.59	
JUNE	\$ 158,145.00	\$ 157,037.00	\$ 185,695.00	\$ 175,128.00	\$ 185,557.61	\$ 184,180.99	
JULY	\$ 167,474.00	\$ 160,631.00	\$ 187,757.00	\$ 185,736.00	\$ 184,363.32	\$ 205,052.41	
AUG	\$ 183,855.00	\$ 196,582.00	\$ 215,658.00	\$ 206,710.00	\$ 203,593.65	\$ 238,789.51	
SEPT	\$ 141,151.17	\$ 158,558.00	\$ 172,552.00	\$ 177,704.47	\$ 188,524.22	\$ 175,835.01	
TOTAL	\$ 1,789,236.17	\$ 1,952,536.00	\$ 2,229,886.00	\$ 2,308,546.44	\$ 2,264,468.02	\$ 2,340,598.21	\$ 415,468.91

### Sales Tax History



# SECURITIES PLEDGED

The following shows the calculation of deposit coverage for the deposits of The City of Breckenridge held in  
Clear Fork Bank on: November 26, 2025 and securities pledged as of: November 26, 2025

Checking account balances:	\$ 7,341,694.32
CD balances:	\$ -
Total on deposit:	<u>\$ 7,341,694.32</u>
FDIC Insurance coverage:	
Checking account balances:	\$ 250,000.00
CD balances:	\$ -
	<u>\$ 250,000.00</u>
Total Deposit balance	
less FDIC coverage:	<u>\$ 7,091,694.32</u>
Securities pledged at market value:	<u>\$ 7,670,333.97</u>
Excess securities pledged:	<u>\$ 578,639.65</u>

## 2023 CO BOND

BOND  
AMOUNT

•\$8,641,984.74

BANK  
TRANSFERS

•\$5,069,387.00

TOTAL  
INTEREST  
EARNED

•\$772,606.43

CURRENT  
BALANCE

•\$,345,204.17

# 2023 CO BOND-LOGIC PROJECT EXPENDITURES

## STREETS

\$4,209,118.36

## PARK IMPROVEMENT

\$779,995.17

## FACILITIES IMPROVEMENT

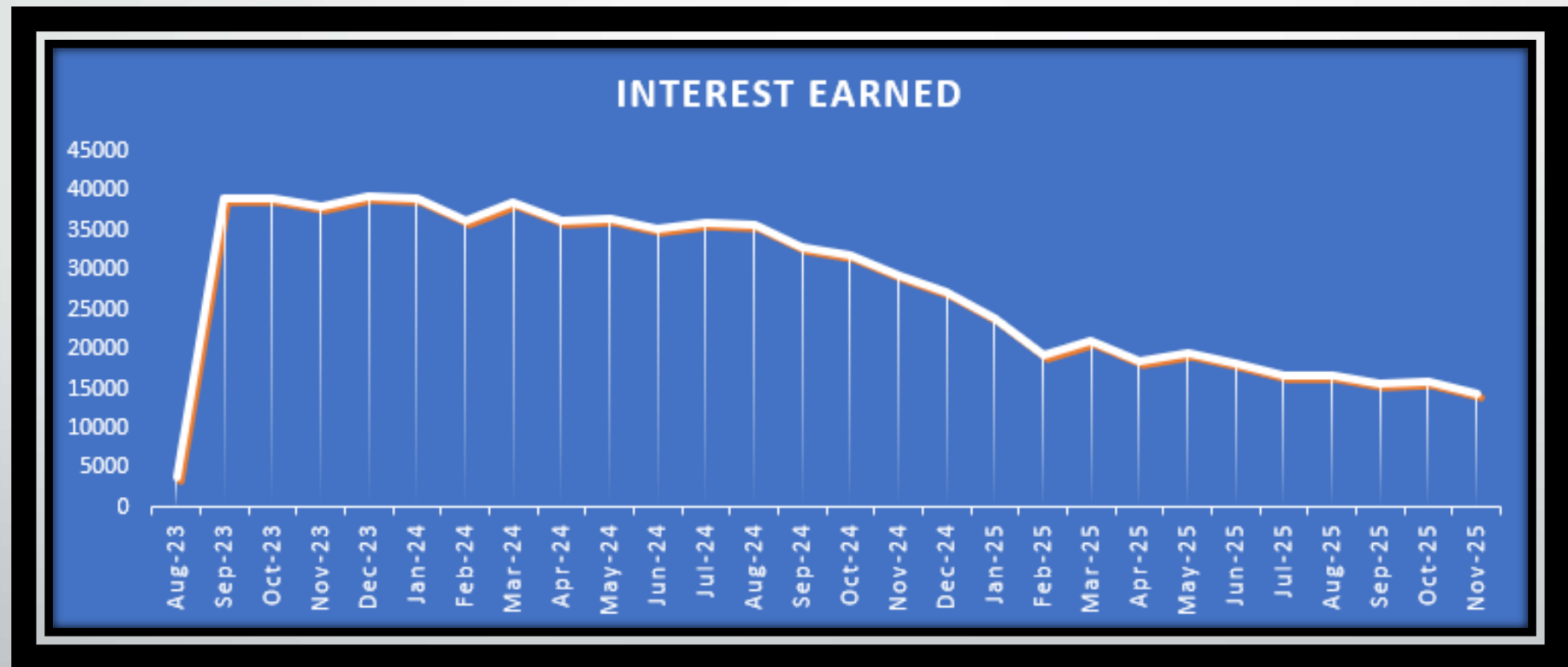
\$279,118.76



# 2023 CO BOND-LOGIC INTEREST EARNED

**NOVEMBER 2025: \$14,403.81**

**TOTAL: \$772,606.43**



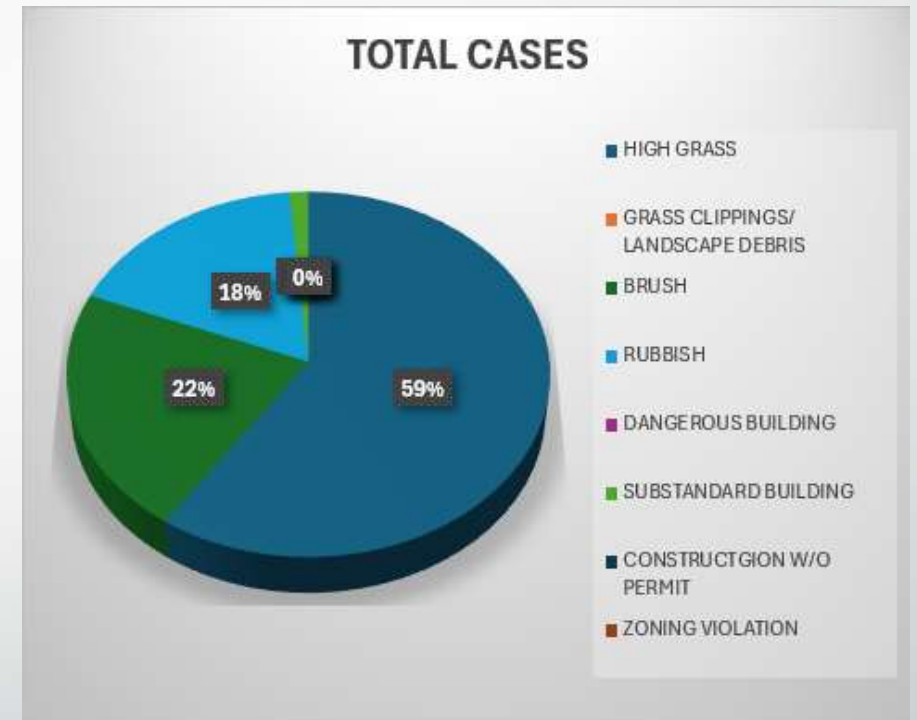
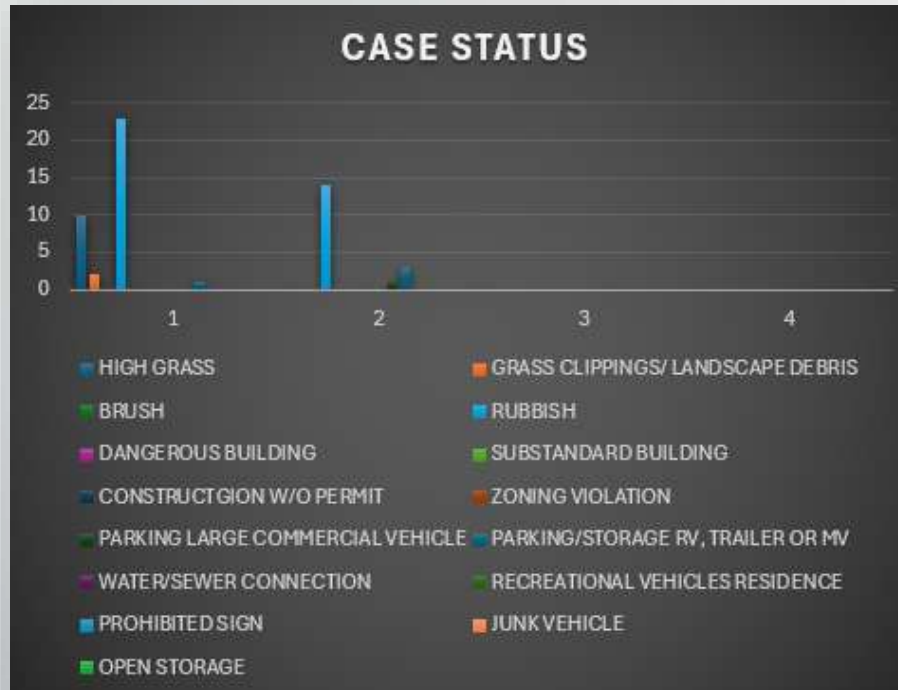


# BUILDING & DEVELOPMENT

NOVEMBER 2025		FY 2025-2026
Permits Issued:		
Building	3	5
Roof	2	3
Fence, windows, siding, etc.	1	1
Sign	0	0
Mobile home	0	0
Certificate of Occupancy	0	0
Electrical	6	15
Plumbing	2	3
Gas line	2	7
Irrigation	0	0
HVAC	0	2
Moving	0	0
Demolition	0	0
P&Z	0	1
Variance	1	1
Prelim/final <a href="#">plat</a> /replat	0	2 replats
Solicitor/vendor	0	2
Beer/wine/liquor license	0	1
Gaming machine license	0	0
Food Mobile Unit	2	3
Fire alarm	0	1
Fire sprinkler	0	0

# CODE ENFORCEMENT

## NOVEMBER 2025 CASES: 61





# BRECKENRIDGE POLICE DEPARTMENT





## NOVEMBER TOTAL ARRESTS



	ARRESTS
2025	14
2024	16
2023	11
2022	8

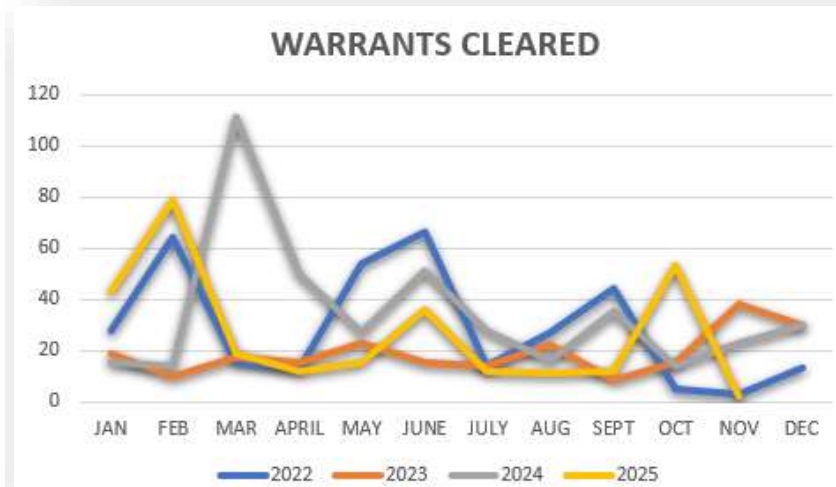
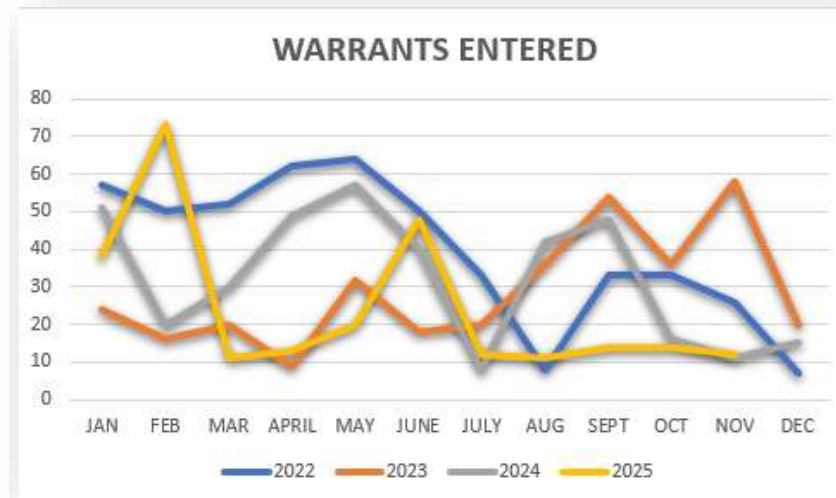
## ARRESTS

— 2022 — 2023 — 2024 — 2025

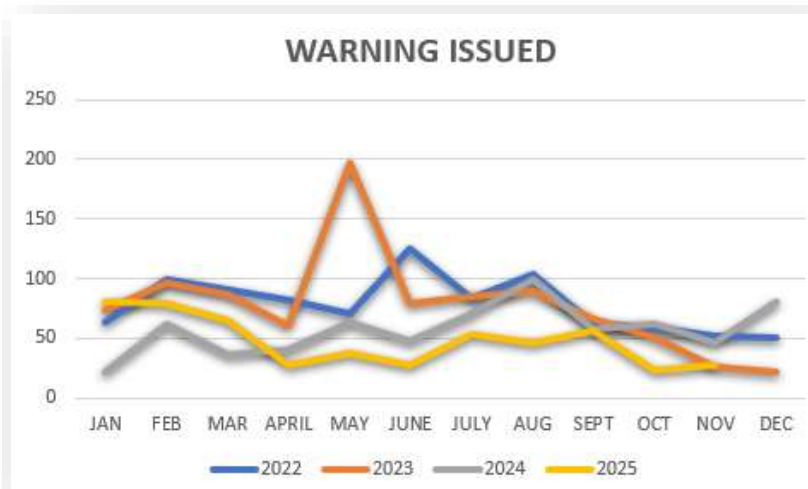
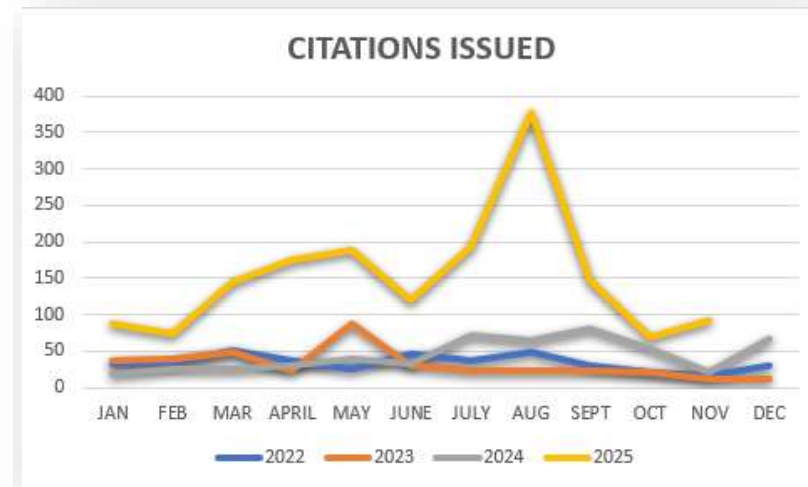


	JAN	FEB	MAR	APRIL	MAY	JUNE	JULY	AUG	SEPT	OCT	NOV	DEC
— 2022	11	21	47	49	31	39	32	26	12	25	8	25
— 2023	28	20	28	22	25	35	14	14	23	29	11	17
— 2024	15	27	6	12	6	20	17	48	24	27	16	29
— 2025	16	22	25	18	30	18	9	9	32	21	14	

# NOVEMBER WARRANTS



# NOVEMBER CITATIONS & WARNINGS





# NOVEMBER ANIMAL CONTROL

**TOTAL CALLS: 176**

CALL TYPE		
	CITY	COUNTY
AGGRESSIVE	4	
BITE	2	
CARCASS	31	
INJURED/SICK	2	
RETURNED TO OWNER IN FIELD		
RUNNING AT LARGE	16	5
NUISANCE/COMPLAINT		
WELFARE CHECK	45	
OTHER	71	
TOTAL	171	5

# NOVEMBER

# ANIMAL CONTROL

SHELTER INTAKE		
	CITY	COUNTY
STRAY/RUNNING AT LARGE	10	3
SEIZED BY LAW		
OWNER SURRENDER		
RABIES QUARANTINE OBSERVATION	2	
<b>TOTAL</b>	<b>12</b>	<b>3</b>

RABIES QUARANTINE OBSERVATION		
	CITY	COUNTY
HOME QUARANTINE		
SHELTER QUARANTINE	2	
<b>TOTAL</b>	<b>2</b>	<b>0</b>

TOTAL IN SHELTER AT END OF MONTH		
CITY	12	
COUNTY	4	
CITY QUARANTINE		
COUNTY QUARANTINE		
<b>TOTAL</b>	<b>16</b>	

LEFT THE SHELTER		
	CITY	COUNTY
ADOPTED FROM SHELTER	1	
RECLAIMED BY OWNER	4	1
RETURNED AFTER QUARANTINE	2	
TRANSFERRED TO RESCUE PARTNER	5	
<b>TOTAL</b>	<b>12</b>	<b>1</b>

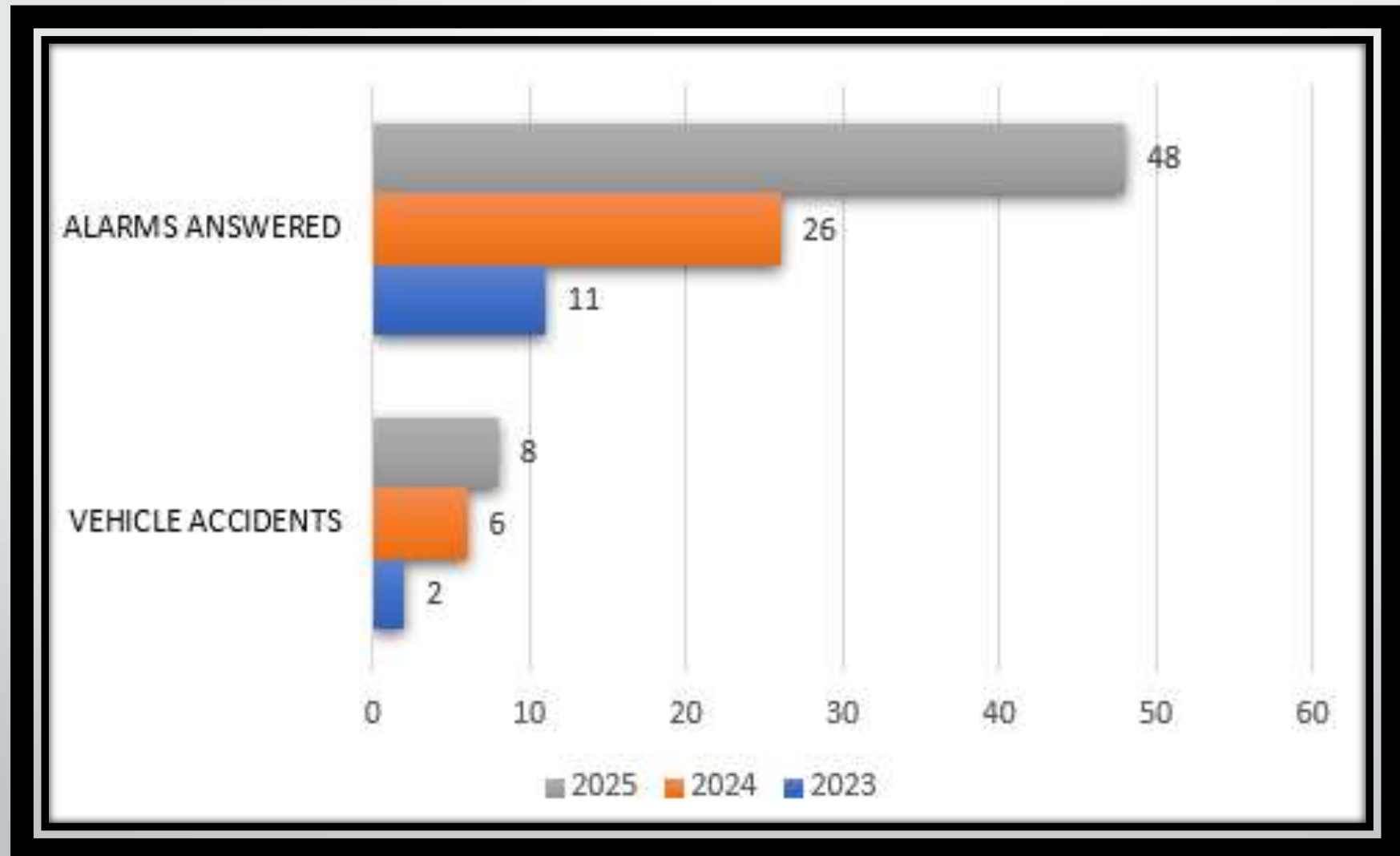
HUMANE EUTHANASIA		
	CITY	COUNTY
BEHAVIORAL	9	
MEDICAL		
OWNER SURRENDER	3	
<b>TOTAL</b>	<b>12</b>	<b>0</b>

CITATIONS ISSUED	21
WARNING ISSUED	10
CASES IN MUNICIPAL COURT	1



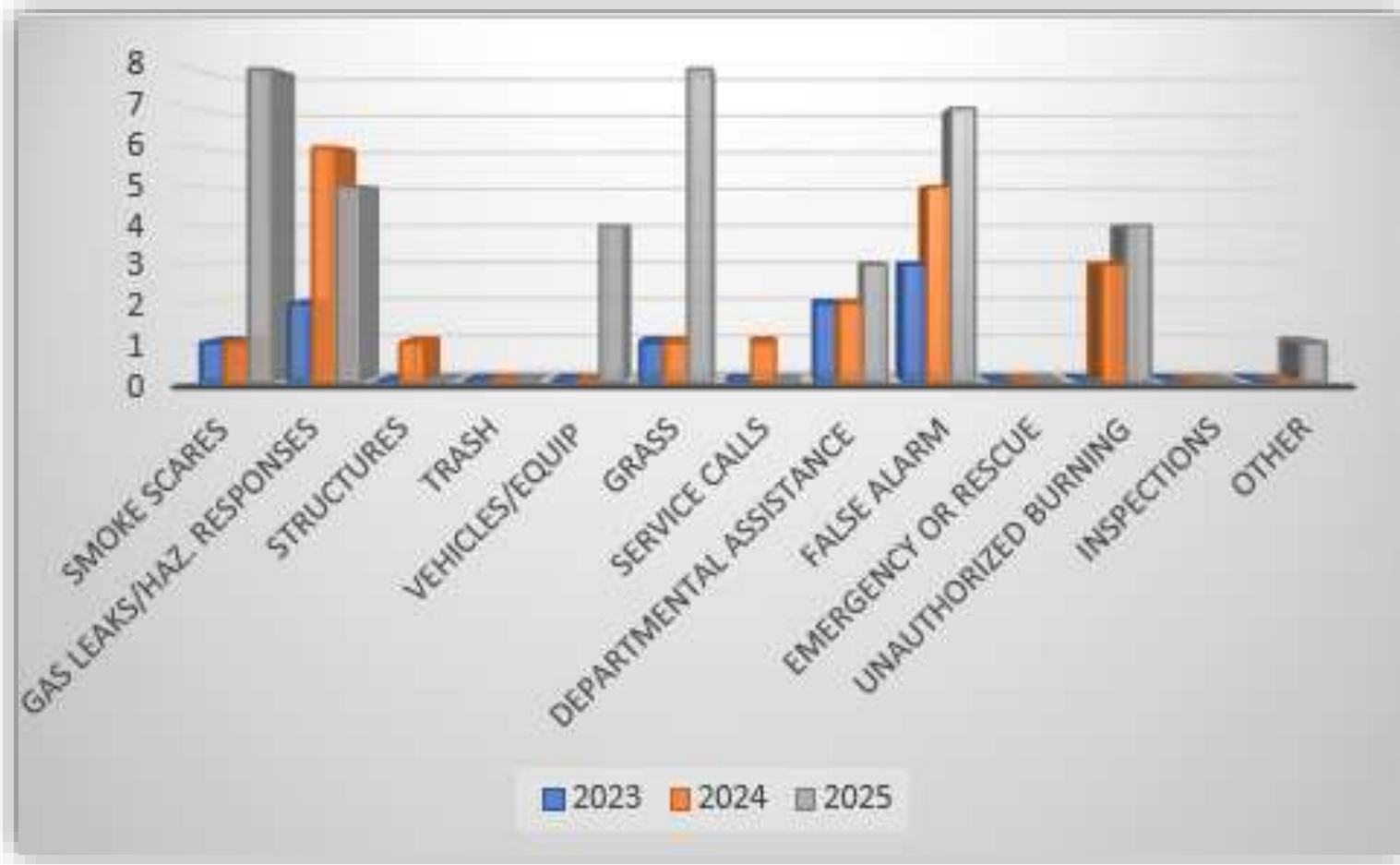


# NOVEMBER 2025

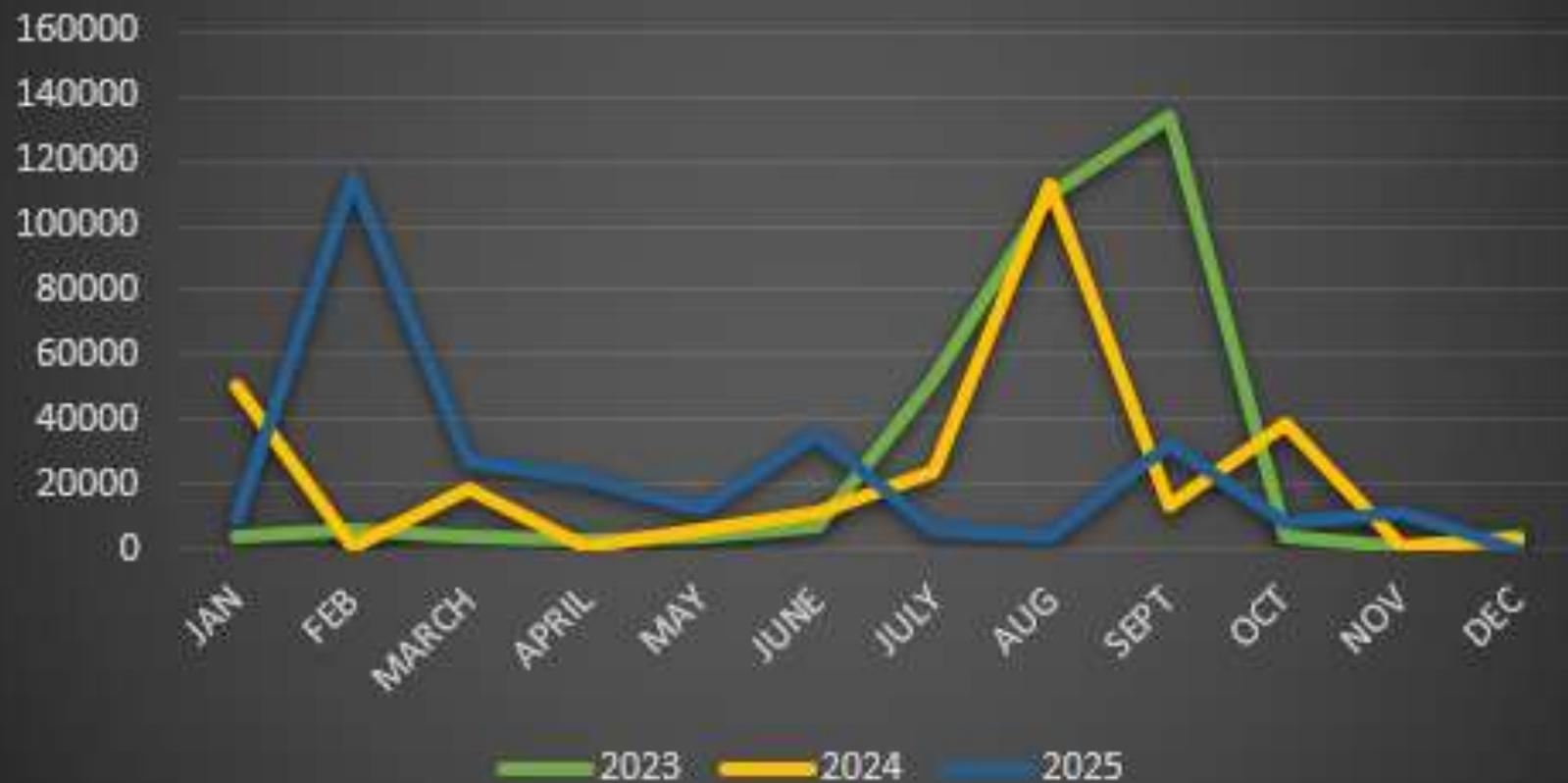




# NOVEMBER CALLS FOR SERVICE



## WATER USAGE (GAL)



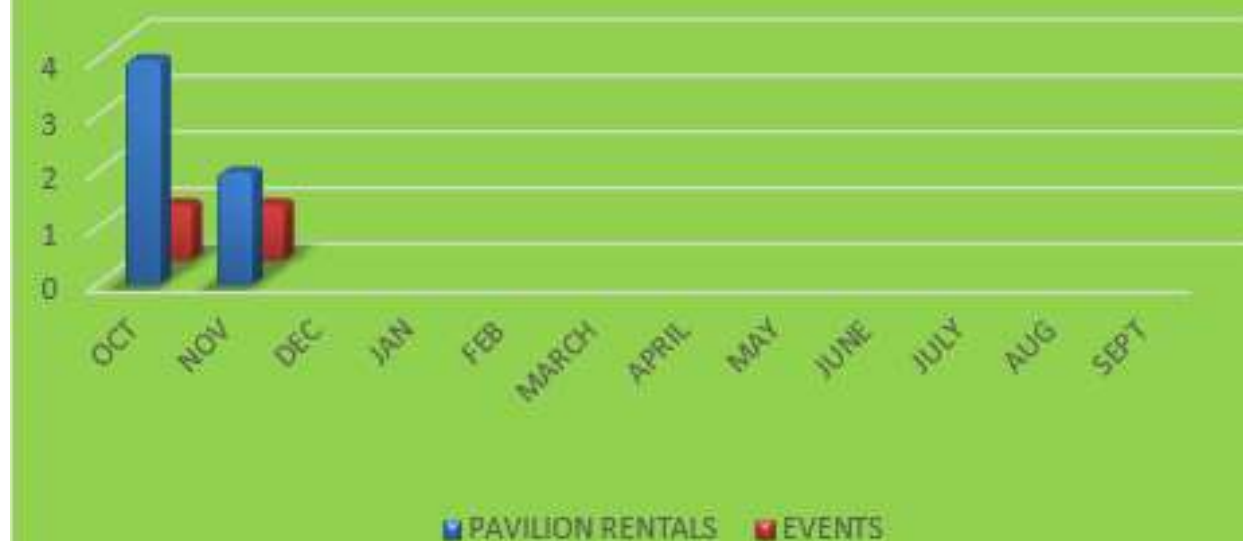




# PARKS & CEMETERY



## Parks and Rec-2025/2026



2 pavilion rentals

0 trade barn rentals

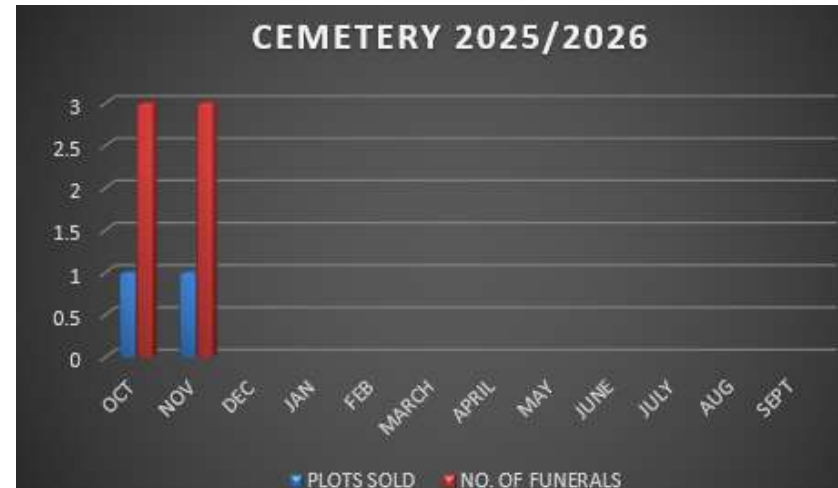
1 volleyball court rental

0 pickleball rental

Heavy usage at the parks

Maintaining all the parks

Maintaining Downtown clean-up



3 funerals to report

1 space sold for \$300

Helping with Downtown clean-up

Trimming trees

Maintaining Cemetery

Maintaining equipment

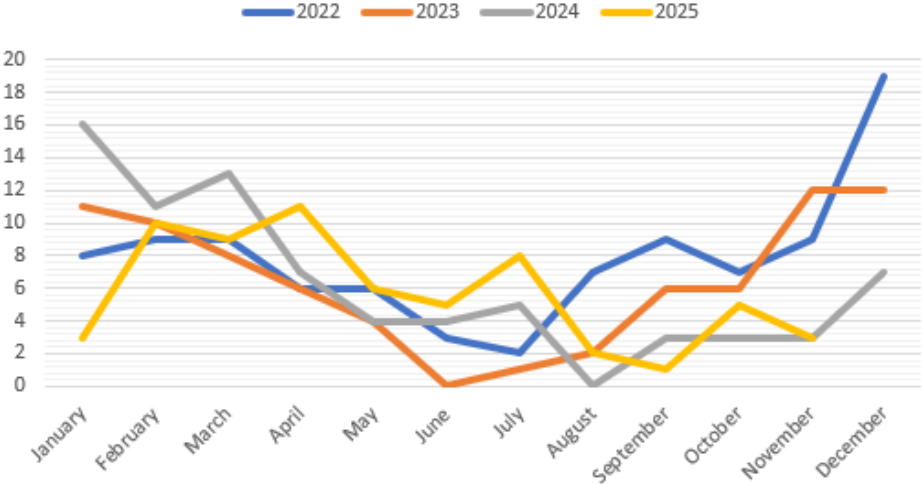
# CEMETERY

# PUBLIC

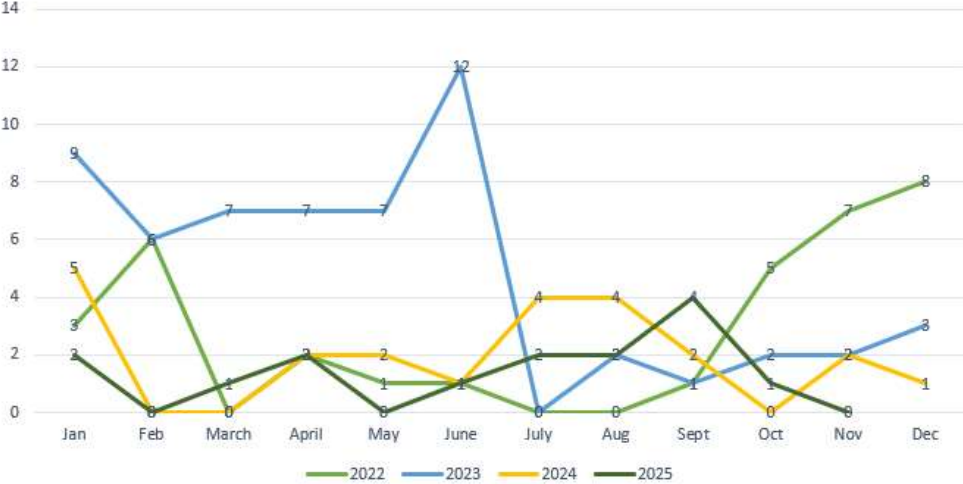


# WORKS

# SEWER STOPPAGES



# Meter Leak Report



## WATER LEAKS

