



# City Of Breckenridge

## DEPARTMENTAL REPORTS

**June 2023**

105 N. Rose Ave.  
Breckenridge, TX 76424  
254.559.8287  
[www.breckenridgetx.gov](http://www.breckenridgetx.gov)

# Finance

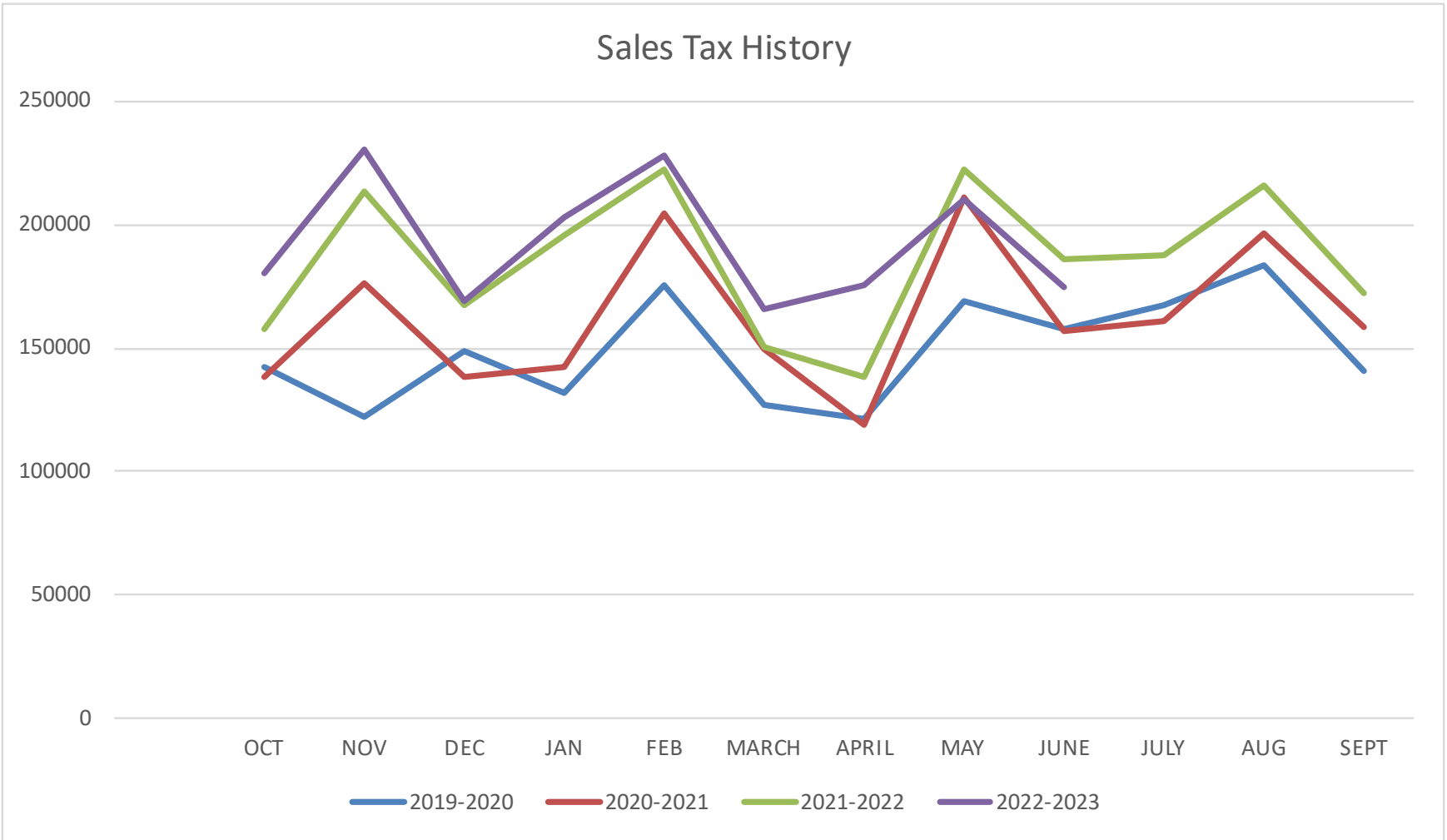
## Bank Statement Balances

	Account Name	Balances as of June 2022	Balances as of June 2023
1001	GENERAL FUND	\$ 1,046,697.44	\$ 1,737,257.84
1013	ARSON FUND	\$ 509.89	\$ 509.89
1014	FEDERAL TAX & LOAN	\$ 79.17	\$ 80.58
2000	PAYING	\$ 2,501.47	\$ 2,507.73
1001	WATER FUND	\$ 1,017,986.90	\$ 1,607,019.38
1001	WASTEWATER FUND	\$ 467,327.53	\$ 814,840.15
1001	SANITATION	\$ 59,828.15	\$ 38,539.66
1001	FIRE DEPT. SPECIAL	\$ 12,706.06	\$ 10,466.99
1001	FORFEITED PROPERTY	\$ 1,250.37	\$ 1,476.54
1002	PAYROLL FUND	\$ 1,324.69	\$ 29,698.50
1001	EQUIP. REPLACEMENT FUND	\$ 169,735.64	\$ 236,472.45
1001	STREET MAINTENANCE	\$ 681,895.63	\$ 880,872.81
1001	BRECKENRIDGE PARK FUND	\$ 8,895.02	\$ 9,239.23
1001	POLICE DEPT. SPECIAL	\$ 10,128.05	\$ 13,602.22
1001	Excess Sales Tax Revenue	\$ 17,577.31	\$ 17,617.63
1001	Breck Trade Days	\$ 39,175.26	\$ 39,391.30
1051	CO 2017 A&B Sinking /Rd	\$ 457,842.85	\$ 483,294.09
1001	Capital Improvement Project	\$ 1,000,254.10	\$ 394,962.75
1058	GENERAL DEBT SERVICE FUND	\$ 1,199,459.27	\$ 1,281,098.91
1025	Rescue Boat Donation	\$ 1,807.37	\$ 1,811.89
1073	CWSRF LF1001492	\$ -	\$ 3,566.86
1076	CWSRF LF1001492 ESCROW	\$ -	\$ 1,229,555.55
1056	CWSRF CO 2022A L1001491	\$ -	\$ 1.00
1074	CWSRF CO 2022A L1001491 ESCROW	\$ -	\$ 930,249.73
1072	CWSRF CO 2022A L1001426	\$ -	\$ 1.00
1075	CWSRF CO 2022A L1001426 ESCROW	\$ -	\$ 1,970,164.92
1071	DWSRF LF1001495	\$ -	\$ 3,036.00
1079	DWSRF LF1001495 ESCROW	\$ -	\$ 1,333,592.49
1070	DWSRF CO 2022B L1001493	\$ -	\$ 1.00
1078	DWSRF CO 2022B L1001493 ESCROW	\$ -	\$ 1,342,592.80
1057	DWSRF CO 2022B L1001494	\$ -	\$ 1.00
1077	DWSRF CO 2022B L1001494 ESCROW	\$ -	\$ 941,097.10
	<b>TOTAL - ALL FUNDS</b>	<b>\$ 6,196,982.17</b>	<b>\$ 15,354,619.99</b>

# Fiscal Year Sales Tax Revenue Received

MONTH RECEIVED	2019-2020	2020-2021	2021-2022	2022-2023
OCT	142,235	138,040	157,493	180,530
NOV	122,415	176,091	213,510	230,739
DEC	149,000	138,215	167,667	169,037
JAN	132,144	142,770	195,423	203,137
FEB	175,232	204,822	222,525	228,165
MARCH	127,285	149,849	150,395	166,133
APRIL	121,607	119,118	138,407	175,456
MAY	168,693	210,823	222,804	210,071
JUNE	158,145	157,037	185,695	175,128
JULY	167,474	160,631	187,757	185,736
AUG	183,855	196,582	215,658	
SEPT	141,151	158,558	172,552	
<b>TOTAL</b>	<b>1,789,236</b>	<b>1,952,536</b>	<b>2,229,886</b>	<b>1,924,132</b>

### Sales Tax History



# BUILDING & DEVELOPMENT

	JUNE 2023	FY 2022-2023
<b>Permits Issued:</b>		
Building	10	49
Roof	1	22
Fence, windows, siding, etc.	2	11
Sign	0	10
Mobile home	0	6
Certificate of Occupancy	2	6
Electrical	8	46
Plumbing	3	27
Gas line	0	32
Irrigation	0	0
HVAC	0	15
Moving	0	0
Demolition	0	0
Zone change	0	0
Variance	2	2
Prelim/final plat	0	0
Solicitor/vendor	0	2
Beer license	3	7
Gaming machine license	0	6
Food Mobile Unit	0	4
Fire alarm	0	0
Fire sprinkler	0	0

# CODE ENFORCEMENT

## New violations cases opened – 28

High weeds – 907 W. Walker

High weeds – N. Court

High weeds – 300 W. 3<sup>rd</sup>

High weeds – 212 N. Parks

High weeds – 1306 E. Lindsey

High weeds – 1202 E. Elm

Junk vehicle- 1202 E. Elm

Dangerous building – 109 E. 7<sup>th</sup>

Dangerous building – 1214 W. 4<sup>th</sup>

High weeds – 1214 W. 4<sup>th</sup>

High weeds – 1005 W. Hullum

High weeds – 907 N. Shelton

High weeds & trash – 1303 & 1305 W. 5<sup>th</sup>

High weeds – Ridge Rd.

High weeds – 313 W. 5<sup>th</sup>

High weeds & trash – 522 S. Parks

High weeds – 2019 W. Walker

High weeds – 1105 E. Williams

Dangerous building – 601 S. Robert

High weeds – 601 S. Robert

High weeds – 902 W. Elm

High weeds – 1314 W. 4<sup>th</sup>

High weeds – 1109 N. Harvey

Dangerous building – 403 S. Shelton

Brush in alley – 1111 W. Lindsey

Dangerous building – 316 W. 5<sup>th</sup>

High weeds – 100 Medina Court

High weeds – 316 W. 5<sup>th</sup> |

# CODE ENFORCEMENT

## Violations closed due to compliance – 17

300 W. 3<sup>rd</sup> – weeds have been mowed

1202 E. Elm – weeds have been mowed

1109 N. Breckenridge Ave. – dangerous building – property was brought into compliance

1303-1305 W. 5<sup>th</sup> – rubbish and high weeds – property is mowed & currently being cleaned up

Ridge Rd. – weeds have been mowed

1106 W. Wheeler – dangerous building – property was brought up to code

901 N. Breckenridge Ave. – dangerous building – property was demolished and hauled off

212 N. Parks – weeds have been mowed

300 W. 2<sup>nd</sup> – weeds have been mowed

1314 W. 4<sup>th</sup> – weeds have been mowed

710 W. 4<sup>th</sup> – dangerous building – property was demolished and hauled off

1005 W. Hullum – weeds have been mowed

522 S. Parks – weeds have been mowed

1011 E. Elm – weeds have been mowed

1306 E. Lindsey – weeds have been mowed

1409 E. Williams – dangerous building – property has been brought into compliance

1109 N. Harvey – weeds have been mowed

# CODE ENFORCEMENT

## Cases sent to Municipal Court – 9

313 W. 5<sup>th</sup> – high weeds

902 W. Elm – high weeds

907 N. Shelton – high weeds

402 W. Elm – construction without a permit

1214 W. 4<sup>th</sup> – high weeds

602 N. Douglas – brush |

112 W. 3<sup>rd</sup> – rubbish

1105 E. Williams – high weeds

201 E. Valley – high weeds

## High weeds cases mowed by the city and bills sent to property owners

907 W. Walker – bill has been paid

212 W. 6<sup>th</sup> – bill due July 26, 2023 (if not paid, lien will be placed on property)

404 S. Pecan – bill due July 26, 2023 (if not paid, lien will be placed on property)



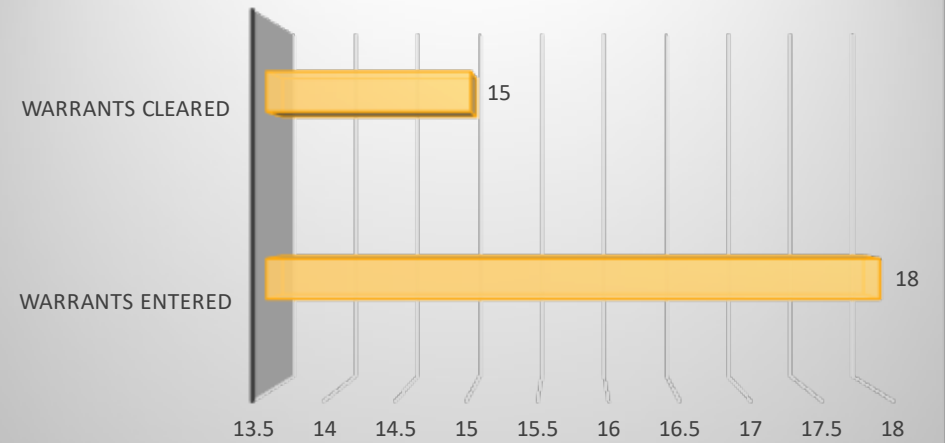


## TRAFFIC STOPS

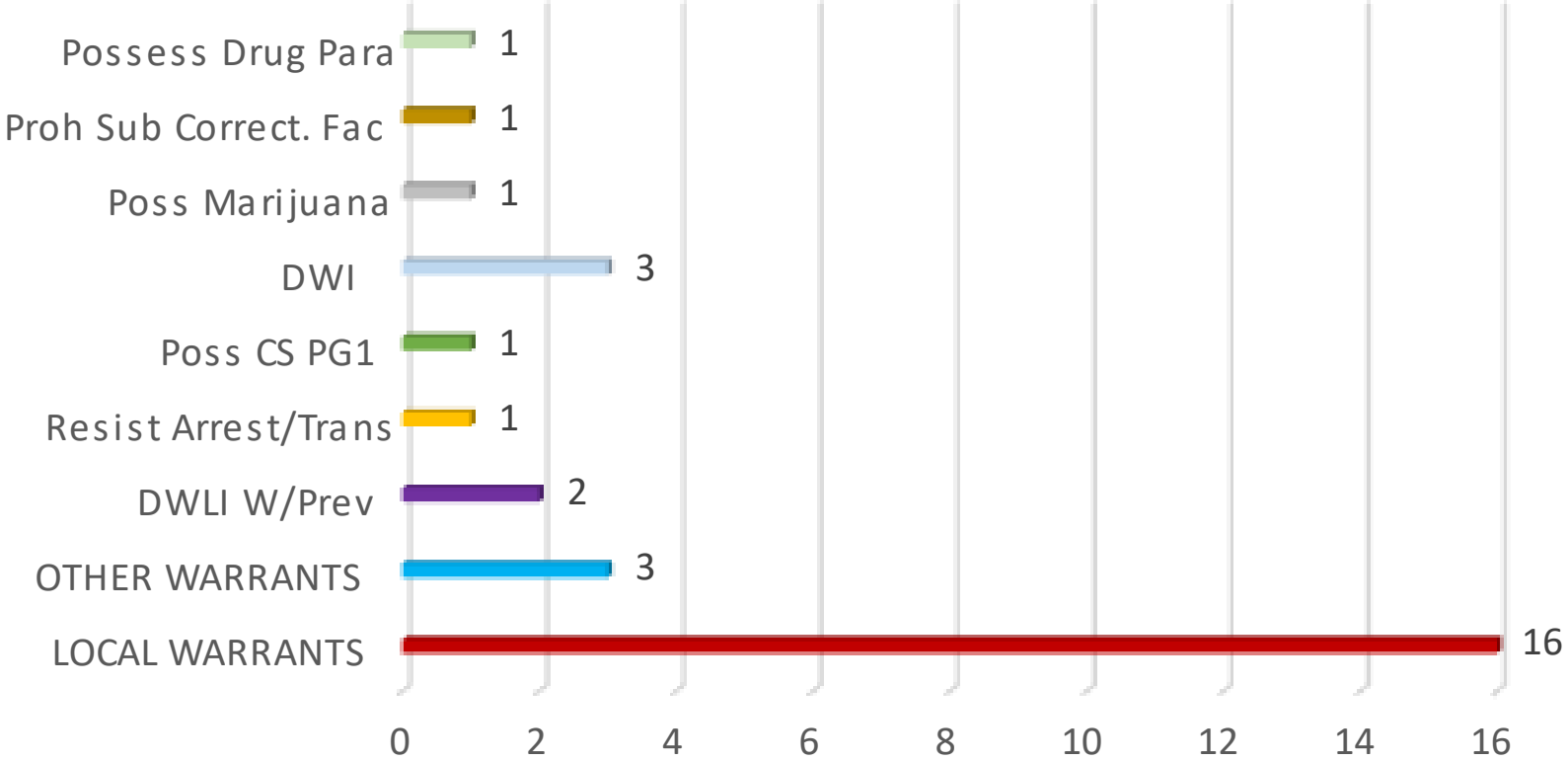
TOTAL TRAFFIC STOPS 149



## WARRANTS



# ARRESTS TOTAL:35



# ANIMAL CONTROL

TOTAL CALLS FOR SERVICE

82

CALL TYPES				
Aggressive				2
Bite				3
Carcass				10
Injured / Sick				5
Returned To Owner In Field				12
Running At Large				19
Nuisance / Complaint				15
Welfare Check				5
Other				16

SHELTER INTAKE	City		County / H.S.	
	Dog	Cat	Dog	Cat
Stray / Running At Large	1	1	0	0
Seized By Law	0	0	0	0
Owner Surrender	0	0	0	0
Rabies Quarantine Observation	0	0	0	0
<b>MONTH TOTAL</b>	<b>1</b>	<b>1</b>	<b>0</b>	<b>0</b>

# ANIMAL CONTROL

TOTAL CALLS FOR SERVICE

82

LEFT THE SHELTER	City		County	
	Dog	Cat	Dog	Cat
Adopted From The Shelter	1	0	0	0
Reclaimed By Owner	0	0	0	0
Returned To Owner After Quarantine	0	0	0	0
Transferred To Rescue Partner	0	0	0	0
<b>MONTH TOTAL</b>	<b>1</b>	<b>0</b>	<b>0</b>	<b>0</b>

RABIES QUARANTINE OBSERVATION	City		County	
	Dog	Cat	Dog	Cat
Home Quarantine	1	0	0	0
Shelter Quarantine	0	0	0	0
<b>MONTH TOTAL</b>	<b>1</b>	<b>0</b>	<b>0</b>	<b>0</b>



# ANIMAL CONTROL

TOTAL CALLS FOR SERVICE

82

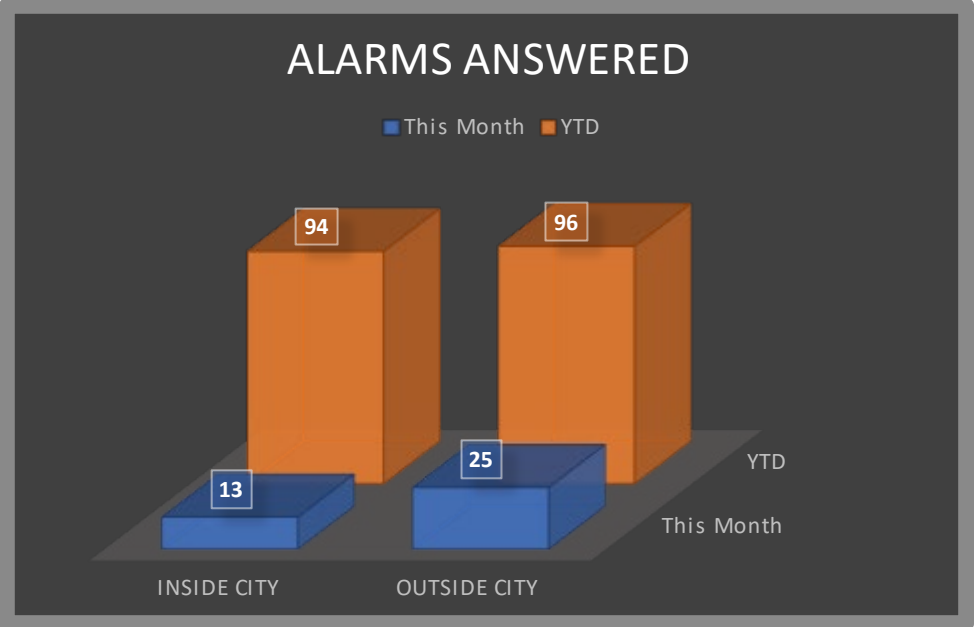
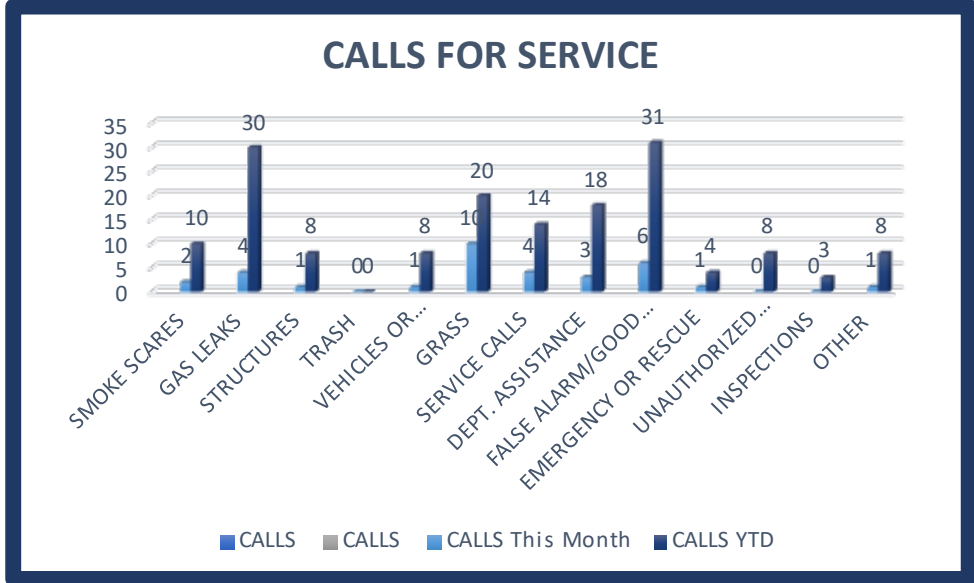
HUMANE EUTHANASIA			
	Dogs	Cats	Other
Behavioral	1	0	0
Medical	1	0	0
Owner Surrender For Euthanasia	1	0	0
<b>MONTH TOTAL</b>	<b>3</b>	<b>0</b>	<b>0</b>

TOTAL IN THE SHELTER AT END OF THE MONTH		
	Dogs	Cats
City	4	1
County	0	0
Humane Society	1	0
City Quarantine	0	0
County Quarantine	0	0
<b>TOTALS</b>	<b>5</b>	<b>1</b>

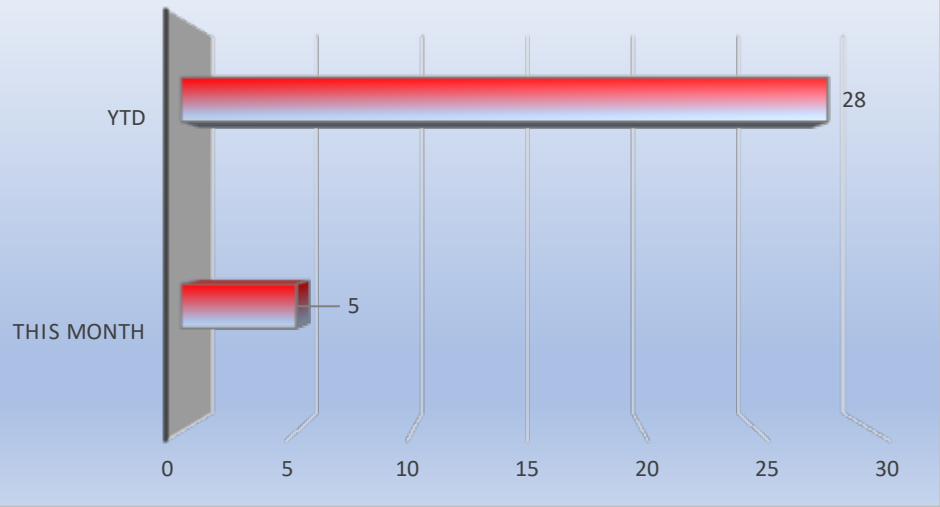




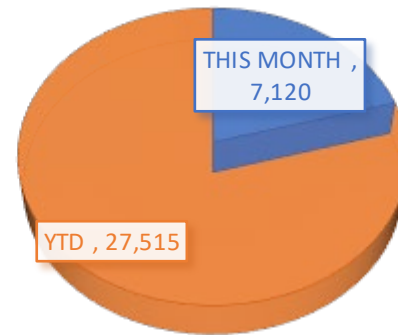




### VEHICLE ACCIDENTS



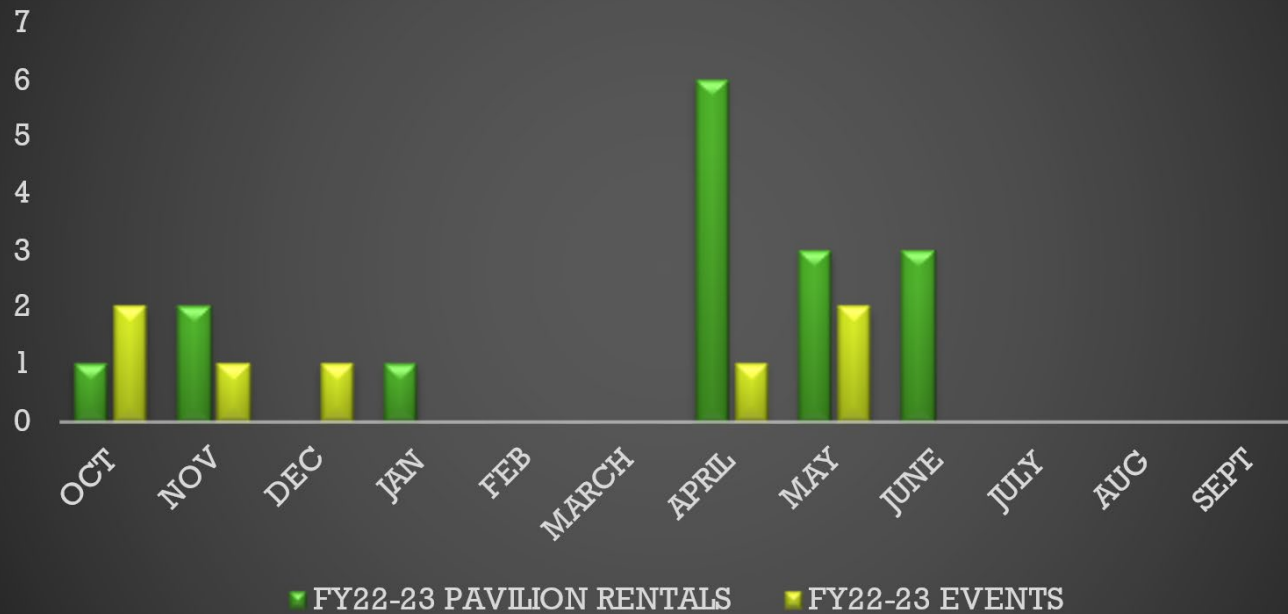
### WATER USAGE (GALLON)



# PARKS & CEMETERY



## PARKS & RECC



Mowing and Weed eating  
In all parks

Pool Season going well

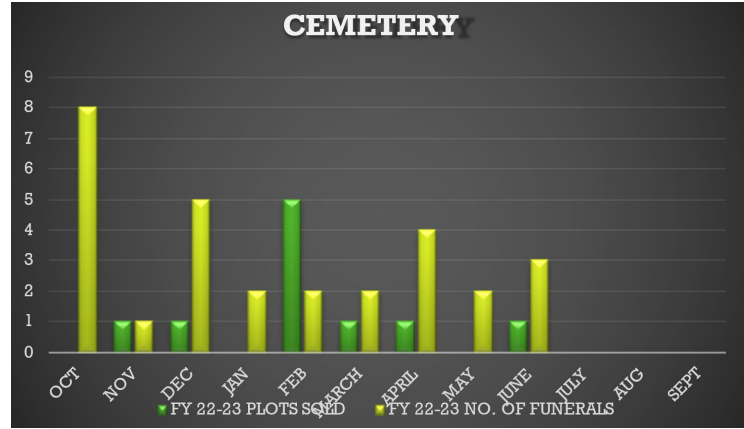
3 Pavilion Rentals

Lots of activity in the park

Soccer season going on

Have an open position in the park





3 funerals

Mowing and weed eating

Filling graves

Hired a part time summer help

# CEMETERY