



# DEPARTMENTAL REPORTS

**MARCH 2024**

105 N. Rose Ave.  
Breckenridge, TX 76424  
254.559.8287  
[www.breckenridgetx.gov](http://www.breckenridgetx.gov)

# Finance

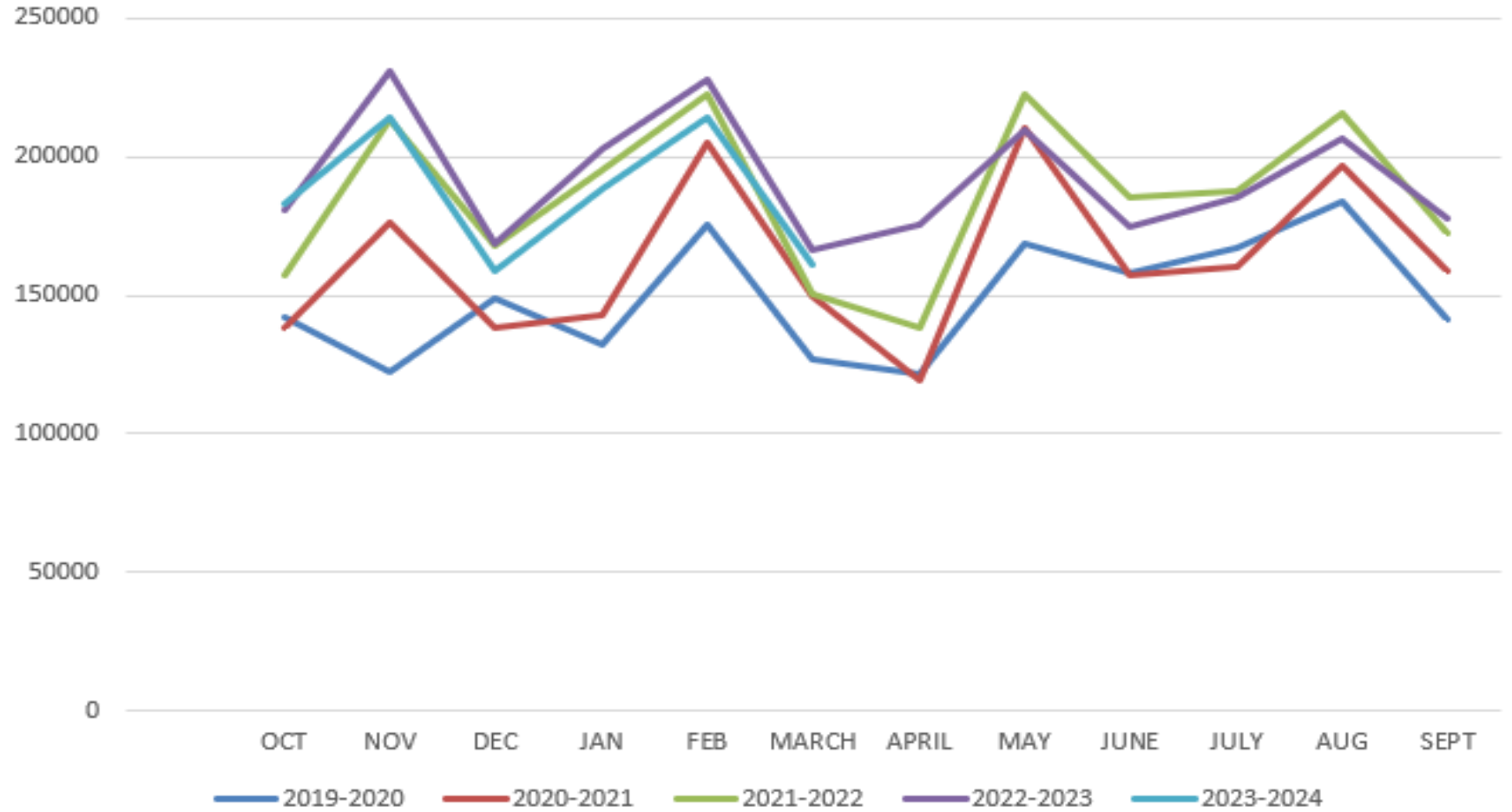
## Bank Statement Balances

	Account Name	Balances as of March 2023	Balances as of March 2024
1001	GENERAL FUND	\$ 1,912,040.82	\$ 2,569,773.32
1013	ARSON FUND	\$ 509.89	\$ 509.89
1014	FEDERAL TAX & LOAN	\$ 24,431.93	\$ 27,576.82
1001	WATER FUND	\$ 1,391,437.28	\$ 1,645,116.32
1001	WASTEWATER FUND	\$ 583,820.69	\$ 1,136,344.72
1001	SANITATION	\$ 39,760.86	\$ 9,293.79
1001	FIRE DEPT. SPECIAL	\$ 10,579.23	\$ 7,880.49
1001	FORFEITED PROPERTY	\$ 1,475.60	\$ 1,479.40
1002	PAYROLL FUND	\$ 115,093.50	\$ 31,466.10
1001	EQUIP. REPLACEMENT FUND	\$ 311,303.41	\$ 434,537.45
1001	STREET MAINTENANCE	\$ 803,160.01	\$ 165,265.79
1001	BRECKENRIDGE PARK FUND	\$ 9,233.35	\$ 10,487.25
1001	POLICE DEPT. SPECIAL	\$ 13,593.56	\$ 13,628.50
1001	Excess Sales Tax Revenue	\$ 17,606.41	\$ 17,651.63
1001	Breck Trade Days	\$ 39,366.21	\$ 39,467.36
1051	CO 2017 A&B Sinking /Rd	\$ 607,007.47	\$ -
1001	Capital Improvement Project	\$ 570,646.24	\$ 221,921.16
1058	GENERAL DEBT SERVICE FUND	\$ 1,477,936.06	\$ -
1001	General Debt Service Fund P/C	\$ -	\$ 754,589.95
1001	REVENUE DEBT SERVICE FUND	\$ -	\$ 520,232.43
1025	Rescue Boat Donation	\$ 1,810.38	\$ 1,814.92
1073	CWSRF LF1001492	\$ 1.30	\$ 3.02
1076	CWSRF LF1001492 ESCROW	\$ 1,224,248.18	\$ 1,206,670.72
1056	CWSRF CO 2022A L1001491	\$ 1.00	\$ 1.00
1074	CWSRF CO 2022A L1001491 ESCROW	\$ 917,332.16	\$ 959,514.38
1072	CWSRF CO 2022A L1001426	\$ 1.00	\$ 1.00
1075	CWSRF CO 2022A L1001426 ESCROW	\$ 1,942,806.96	\$ 2,032,144.20
1071	DWSRF LF1001495	\$ 1.00	\$ 2.10
1079	DWSRF LF1001495 ESCROW	\$ 1,321,857.12	\$ 1,320,297.01
1070	DWSRF CO 2022B L1001493	\$ 1.00	\$ 1.00
1078	DWSRF CO 2022B L1001493 ESCROW	\$ 1,323,949.38	\$ 1,384,829.34
1057	DWSRF CO 2022B L1001494	\$ 1.00	\$ 1.00
1077	DWSRF CO 2022B L1001494 ESCROW	\$ 928,028.91	\$ 970,703.01
1010	LOGIC CO 2023	\$ -	\$ 8,267,878.45
	<b>TOTAL - ALL FUNDS</b>	<b>\$ 15,589,041.91</b>	<b>\$ 23,751,083.52</b>

# Fiscal Year Sales Tax Revenue Received

MONTH RECEIVED	2019-2020	2020-2021	2021-2022	2022-2023	2023-2024
OCT	142,235	138,040	157,493	180,530	182,914
NOV	122,415	176,091	213,510	230,739	214,002
DEC	149,000	138,215	167,667	169,037	158,898
JAN	132,144	142,770	195,423	203,137	188,303
FEB	175,232	204,822	222,525	228,165	214,081
MARCH	127,285	149,849	150,395	166,133	161,140
APRIL	121,607	119,118	138,407	175,456	
MAY	168,693	210,823	222,804	210,071	
JUNE	158,145	157,037	185,695	175,128	
JULY	167,474	160,631	187,757	185,736	
AUG	183,855	196,582	215,658	206,710	
SEPT	141,151	158,558	172,552	177,704	
TOTAL	1,789,236	1,952,536	2,229,886	2,308,546	1,119,338

### Sales Tax History



# BUILDING & DEVELOPMENT

MARCH 2024		FY 2023-2024
<b>Permits Issued:</b>		
Building	3	32
Roof	1	4
Fence, windows, siding, etc.	0	3
Sign	0	2
Mobile home	0	2
Certificate of Occupancy	0	4
Electrical	5	31
Plumbing	4	19
Gas line	1	19
Irrigation	0	2
HVAC	2	9
Moving	0	0
Demolition	1	1
Zone change/street closure	0	2
Variance	1	5
Prelim/final plat/replat	1	1
Solicitor/vendor	0	5
Beer/wine/liquor license	2	5
Gaming machine license	0	5
Food Mobile Unit	2	6
Fire alarm	0	0
Fire sprinkler	0	0

# CODE ENFORCEMENT

Violations reported to Code Enforcement via email – 0

Violations reported to Code Enforcement via phone – 5

## **New violations cases opened – 7**

Rubbish – 804 N. Liveoak

High weeds – 313 W. 5<sup>th</sup>

Rubbish – 313 W. 5<sup>th</sup>

Semi-parking violation – 1311 W. Williams

Junk vehicles – 312 N. Butte

Junk vehicle – 303 N. Butte

Ramp encroaching – 603 W. 7<sup>th</sup>

## **Cases sent to Municipal Court -2**

Rubbish – 804 N. Liveoak

Rubbish – 313 W. 5<sup>th</sup>

# CODE ENFORCEMENT

## Violations closed due to compliance – 23

House repaired – 707 N. Baylor

House/garage repaired – 220 S. Court

House sold at tax sale – 201 W. 3<sup>rd</sup>

House repaired – 316 W. Elm

House cleaned up and repaired – 912 S. Cutting

House repaired – 316 W. 5<sup>th</sup>

House is currently being cleaned up and hauled off – 805 W. Walker

Renewed permit – 323 S. Court

House is sold and will be removed – 706 E. Wheeler

10-day junk vehicle letter sent on 2 vehicles – 312 N. Butte

10-day junk vehicle letter sent – 303 N. Butte

Vehicle was moved – 204 S. Iowa

Vehicle was moved – 307 S. Oakwood

10-day junk vehicle letter sent on 2 vehicles – 807 E. Dyer

One vehicle removed – 807 E. Dyer

10-day junk vehicle letter sent – 1006 N. Liveoak

Case dismissed (dangerous building) wrong owner – 1206 W. 3<sup>rd</sup>

Vehicle was moved – 303 N. Butte

Ramp was moved – 603 W. 7<sup>th</sup>

Grass clippings cleaned up – 8 Chaparral Lane

Grass clippings cleaned up – 1317 Cypress

Weeds mowed – 207 E. Elm

Lot cleaned up – 303 W. Wheeler

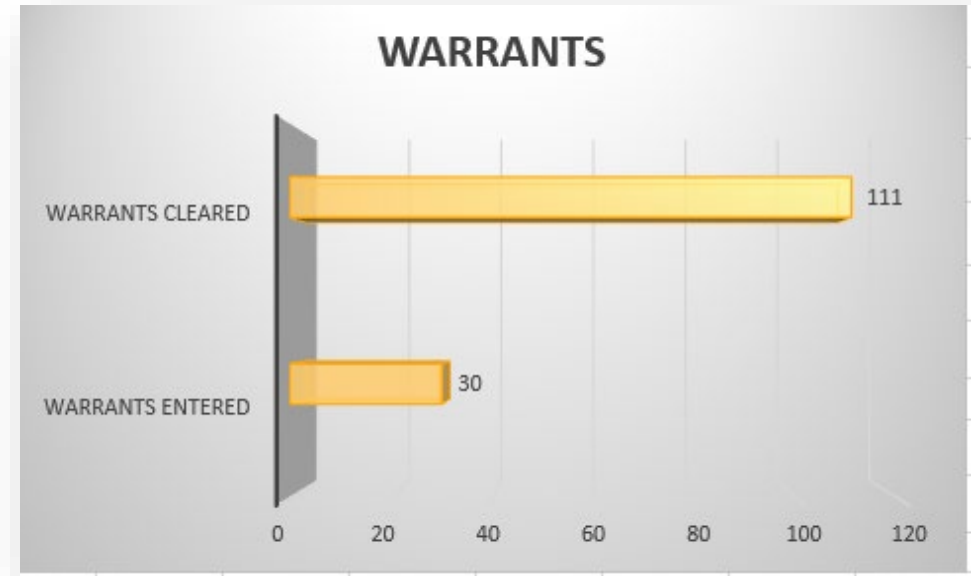




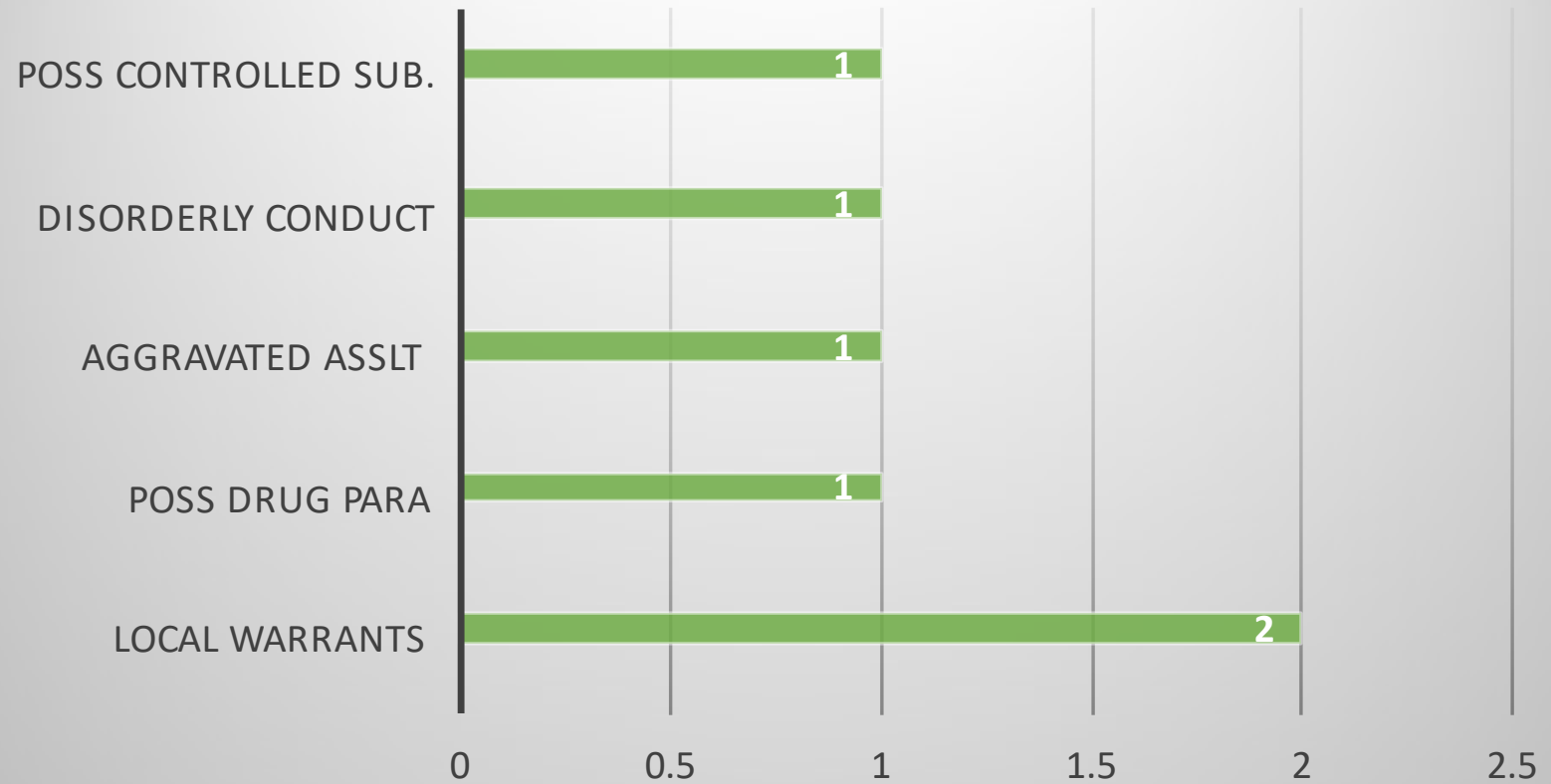
### Total Traffic Stops: 135



### WARRANTS



## TOTAL ARRESTS: 6


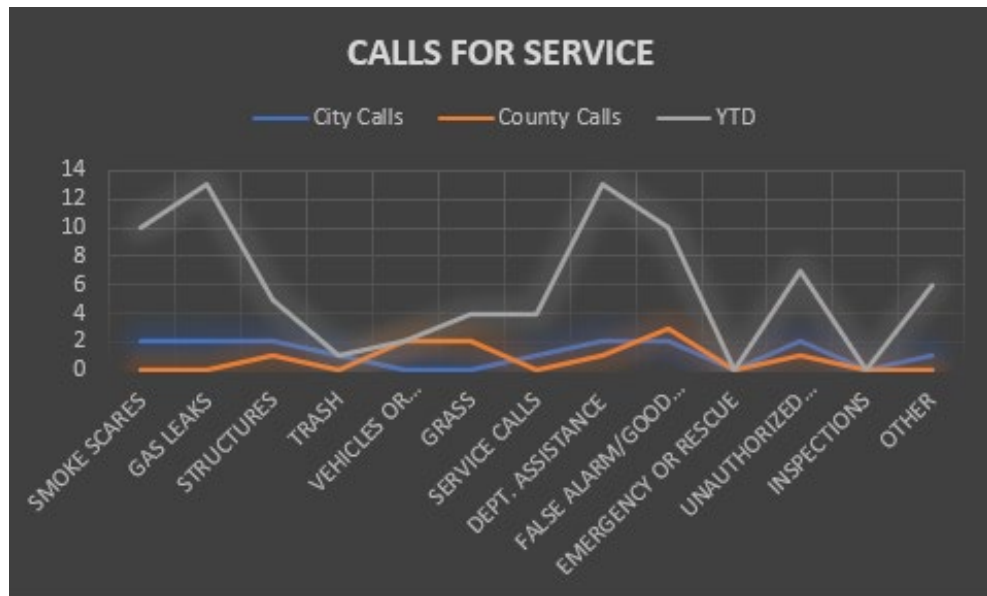


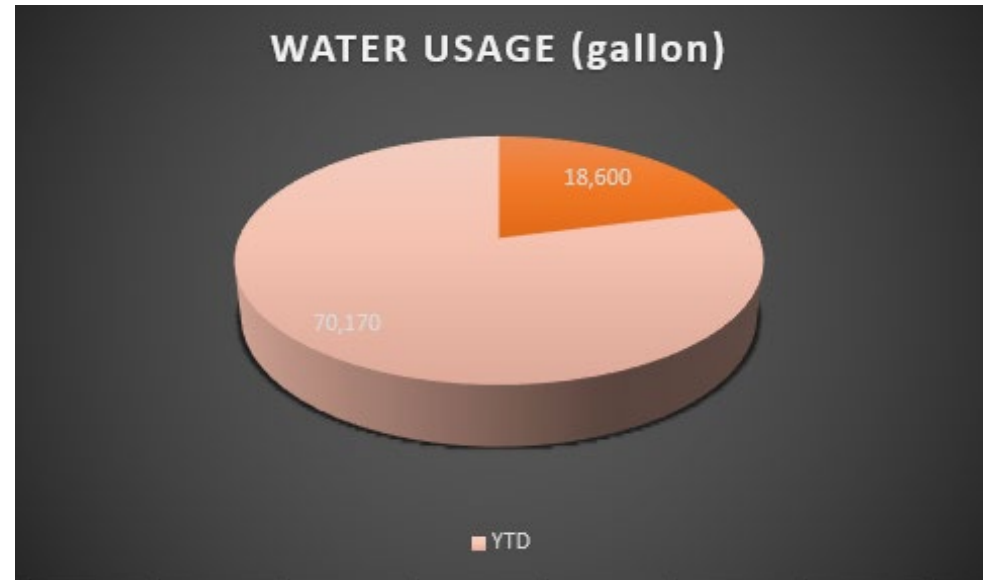
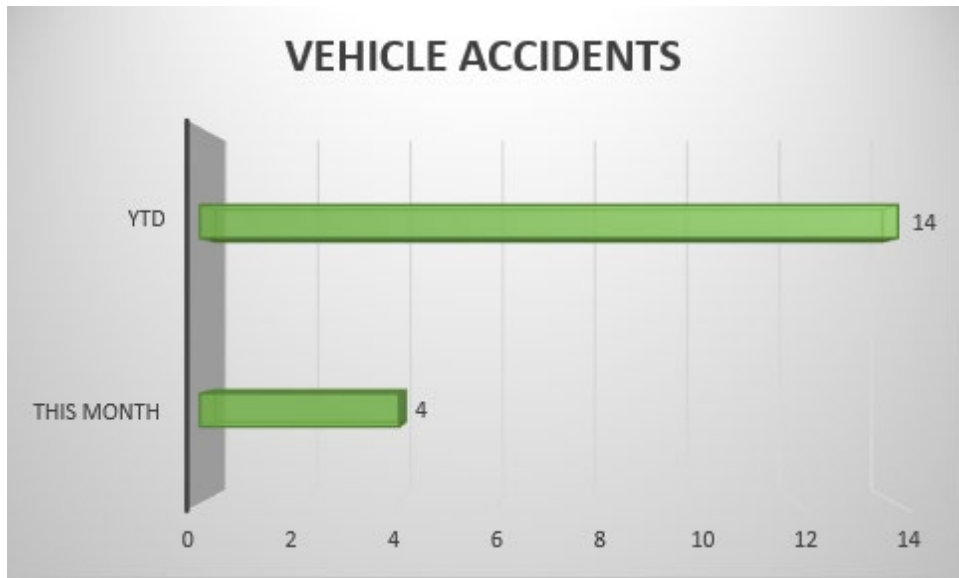


**BRECKENRIDGE**

LADDER 94

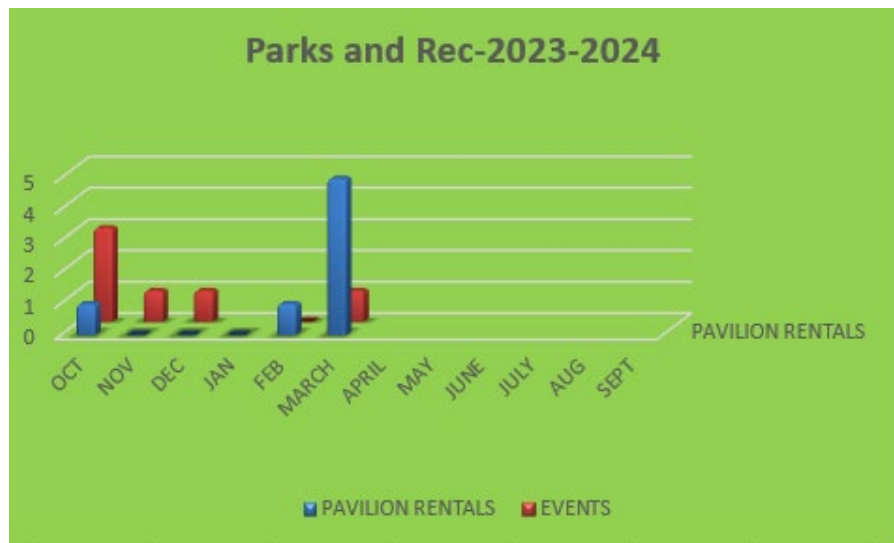
**BRECKENRIDGE  
FIRE DEPT.**





# PARKS & CEMETERY





5 pavilion rentals

1 event at trade barn

Put up Frontier Day Banners

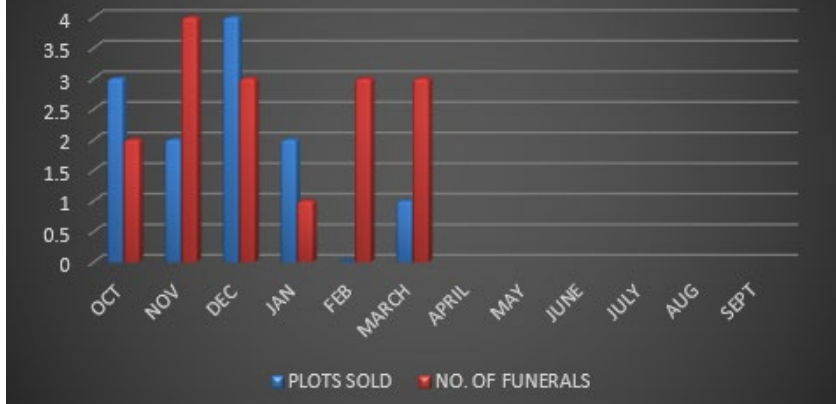
Maintaining all parks

Maintaining Pool

Working on Pickleball and volleyball courts

Dog park Should start in April

CEMETERY 2023/2024



3 funerals to report

Maintaining Cemetery

1 Family used the Chapel

Sold 1 space for 1200.00

Leveling stones, Filling Graves

Visited with Several families doing grave searches

Mowing and weed eating have started

Help in Park

# CEMETERY

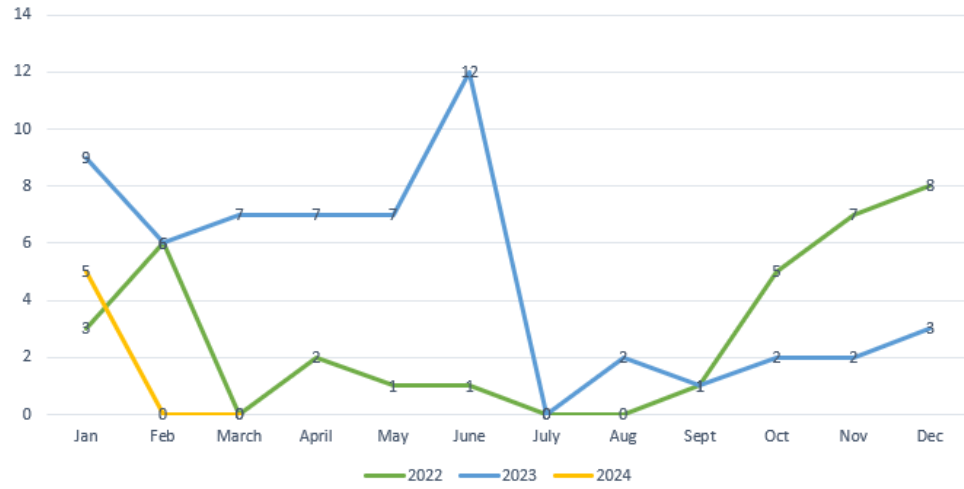


PUBLIC WORKS



DEPARTMENT

### Meter Leak Report



### SEWER STOPPAGES



## WATER LEAKS

FY 21-22    FY 22-23    FY 23-24

