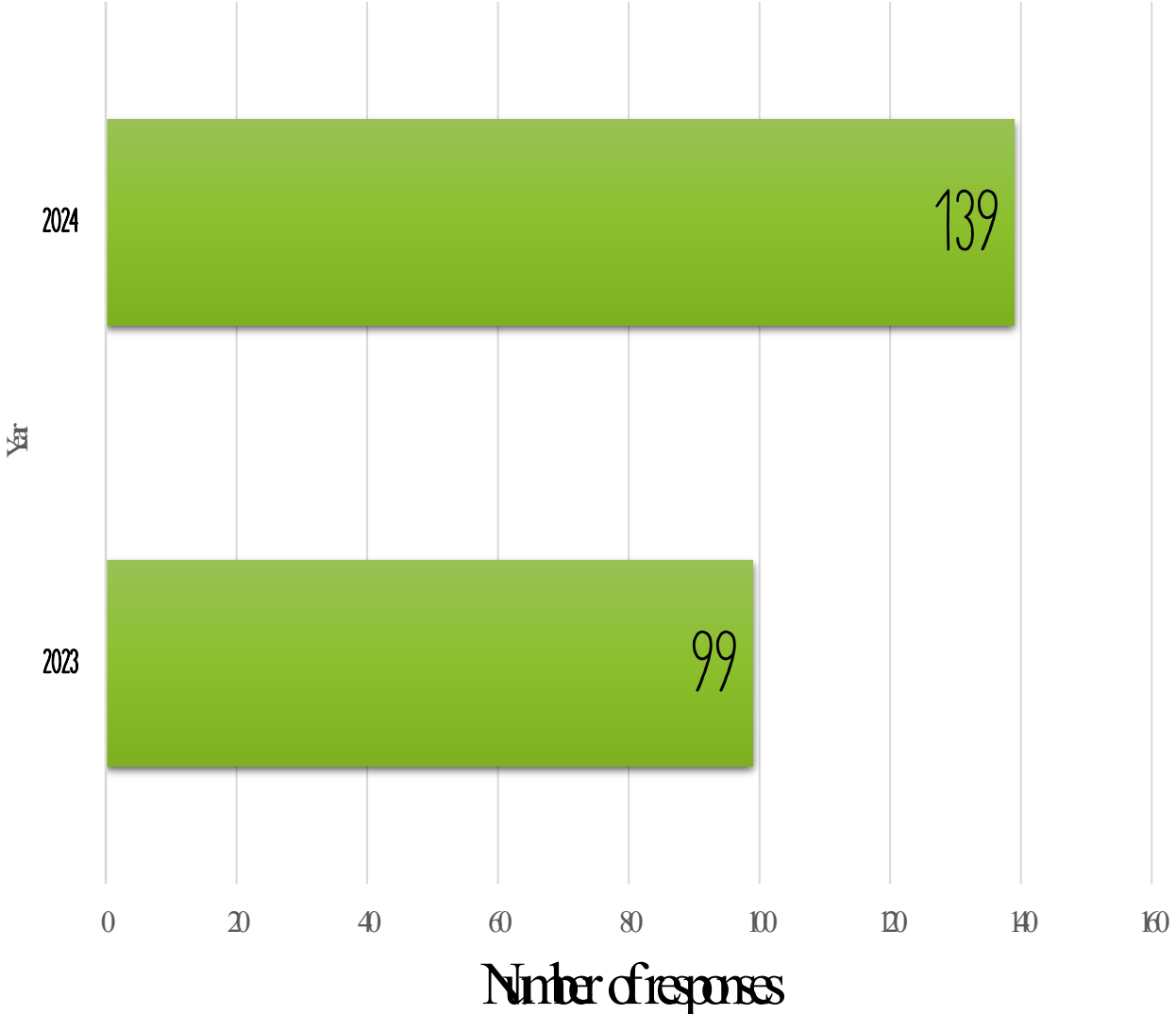


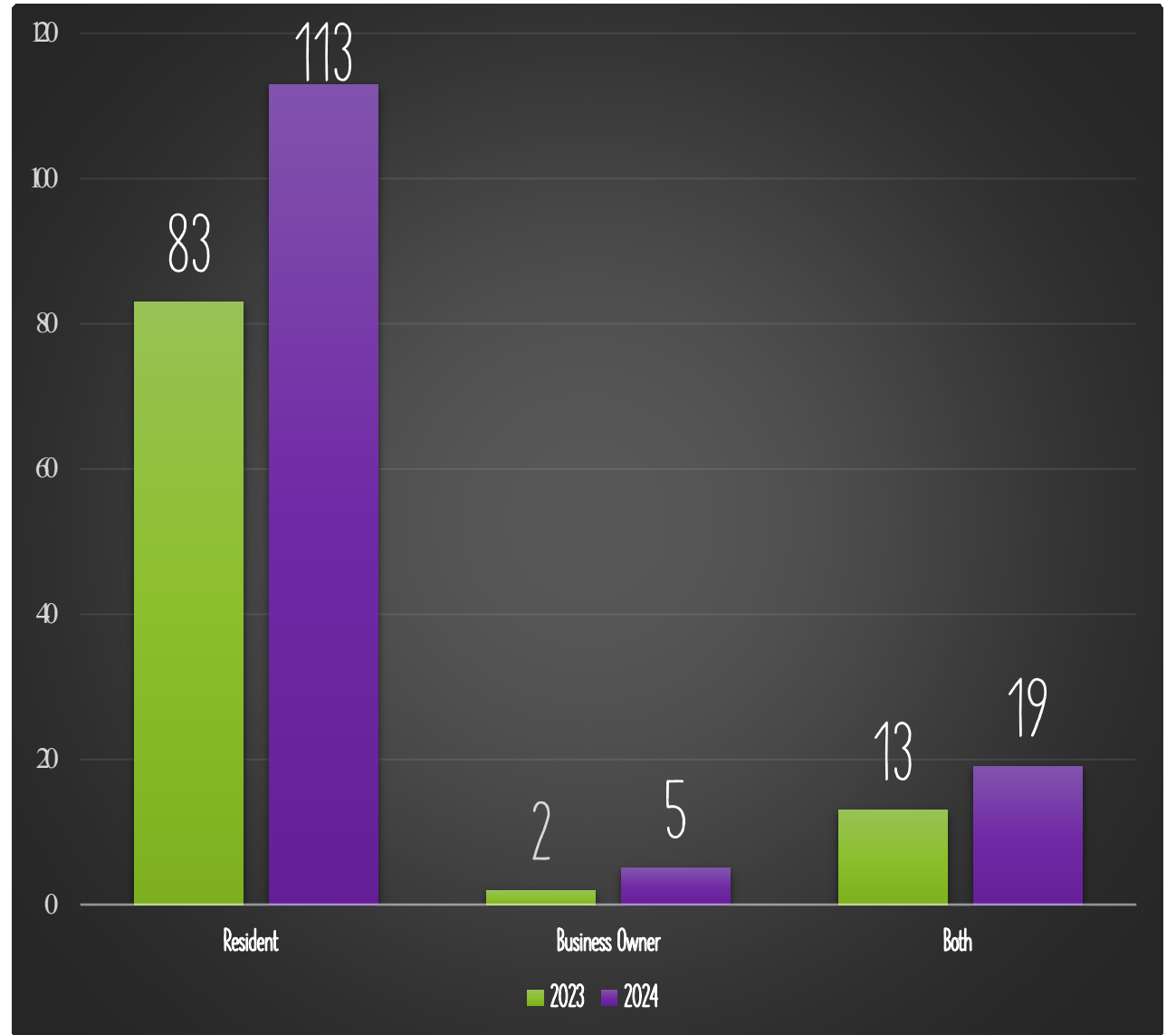
2024 CITIZEN ENGAGEMENT SURVEY



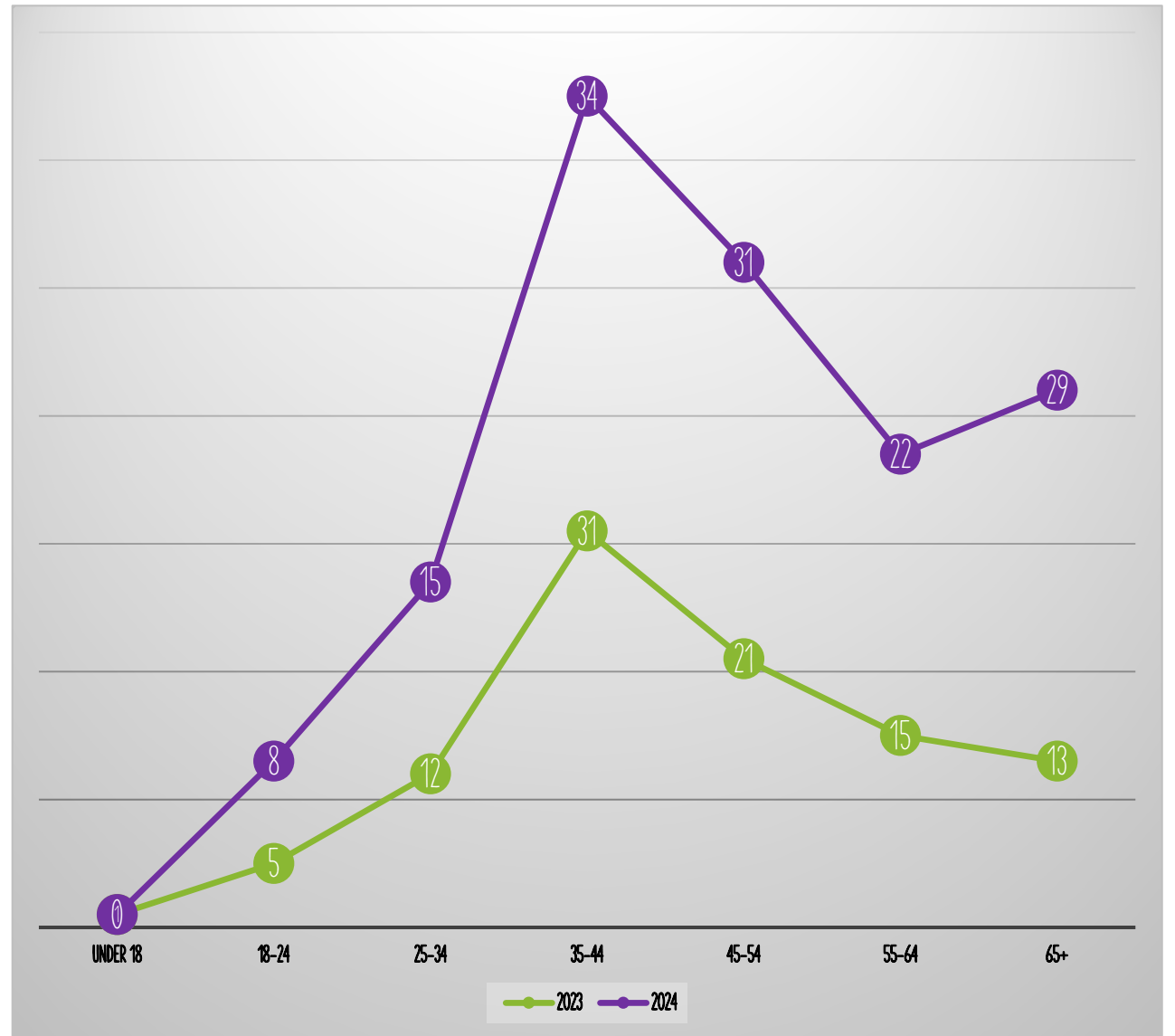
TOTAL SURVEY RESPONSES



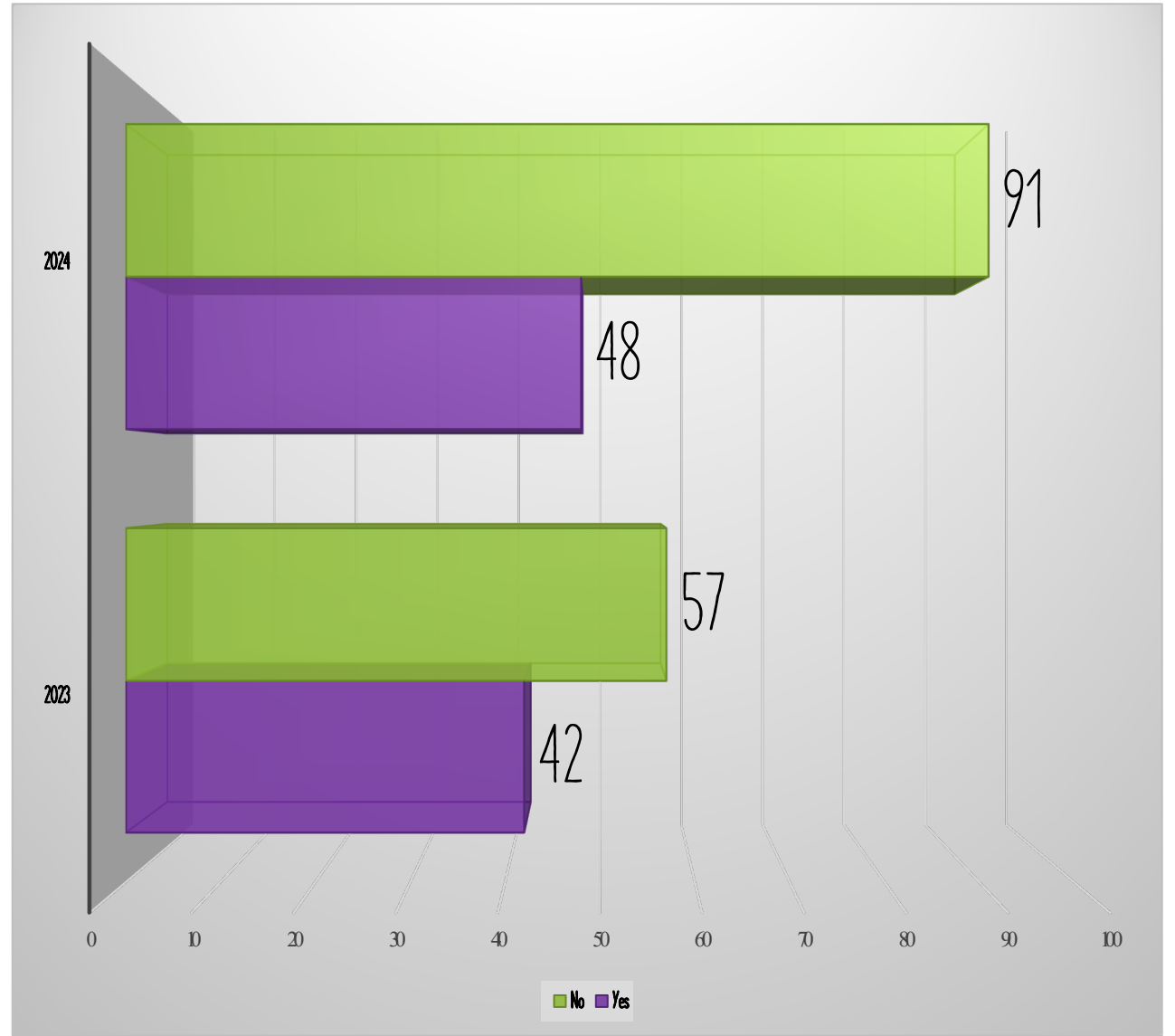
ARE YOU A
RESIDENT OR A
BUSINESS
OWNER?



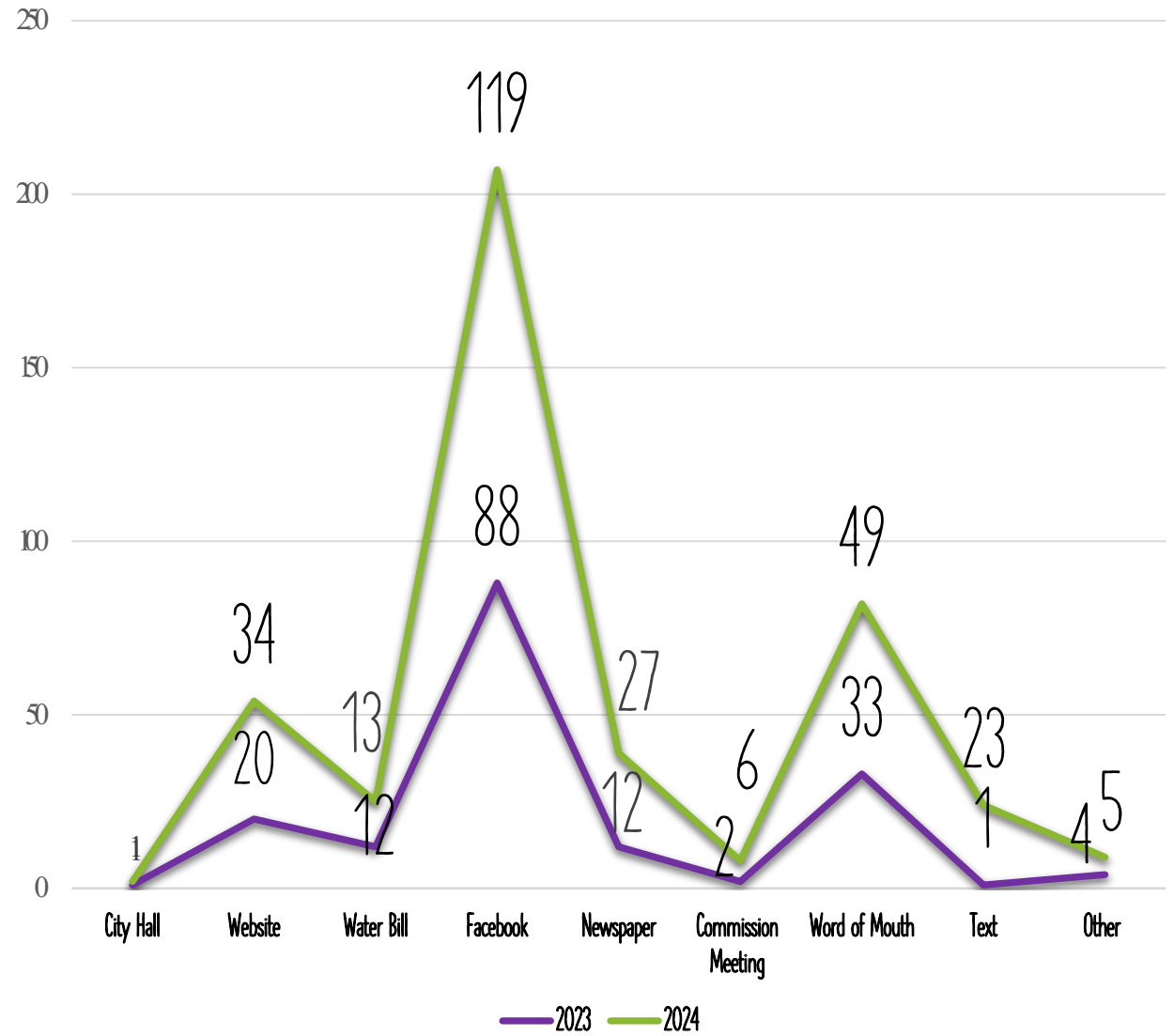
AGE GROUP?



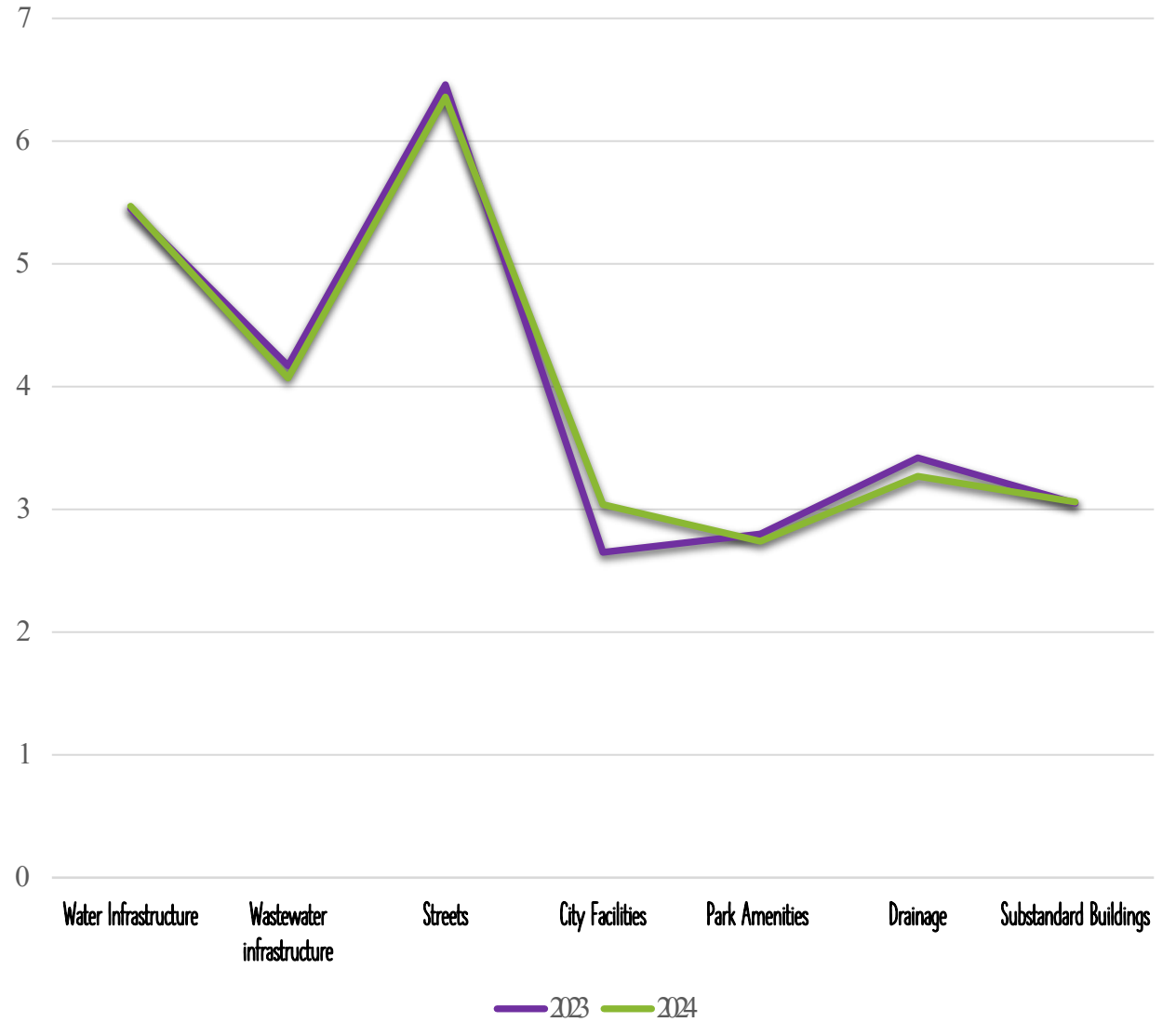
DO YOU HAVE
CHILDREN
UNDER THE
AGE OF 28 IN
YOUR HOME?



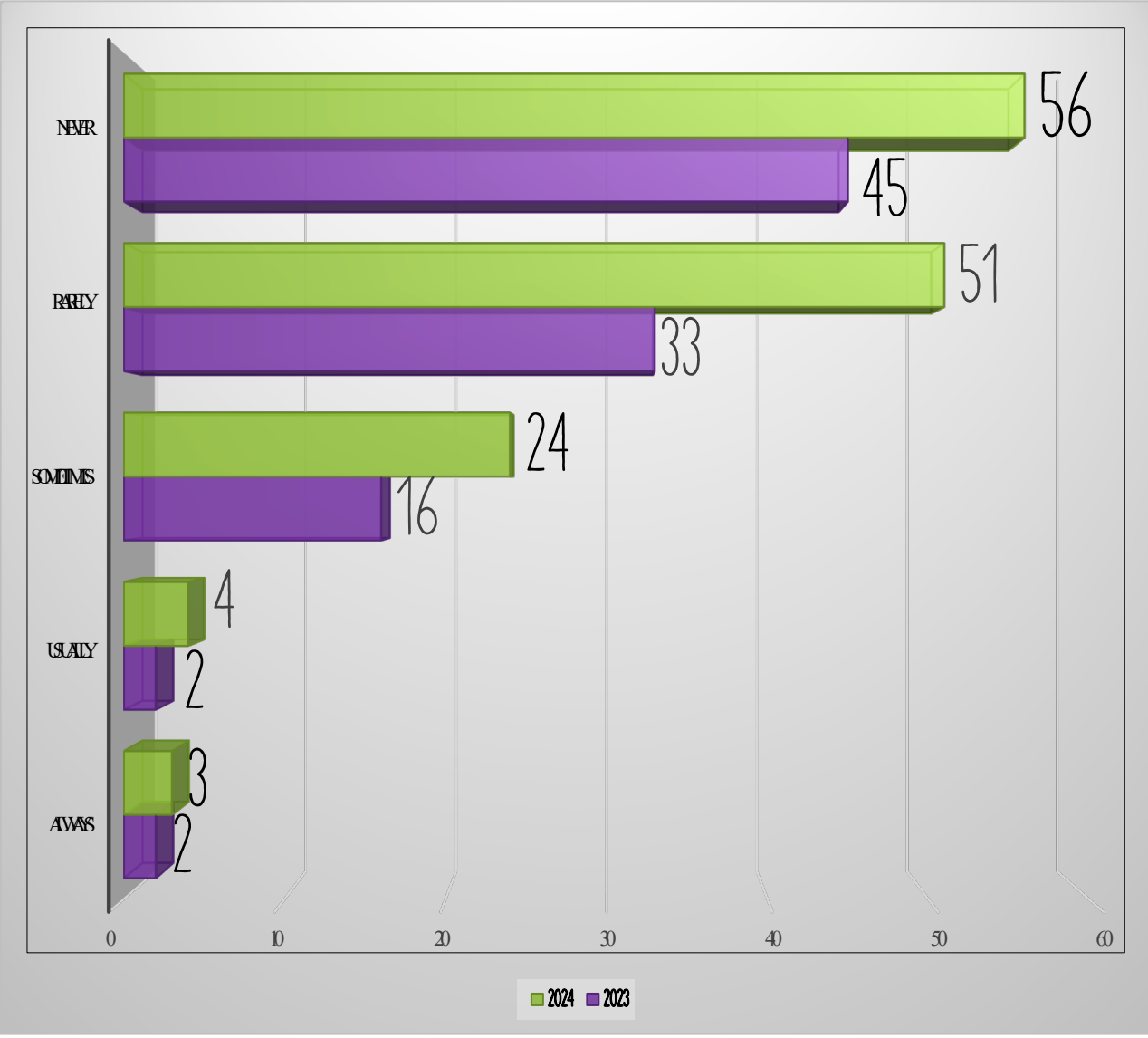
MOST
CONVENIENT WAY
TO FIND OUT
ABOUT CITY
SERVICES, NEWS,
AND EVENTS?



IMPORTANCE OF INFRASTRUCTURE IMPROVEMENTS



HOW OFTEN DO YOU ATTEND CITY COMMISSION MEETINGS?



2023

Q9 How would you rate the overall quality of services provided by the City of Breckenridge Police Department, which provides police services, animal control, and 911 Dispatching?

Answered: 99 Skipped: 0

3.1 
average rating



	POOR	(NO LABEL)	FAIR	(NO LABEL)	EXCELLENT	TOTAL	WEIGHTED AVERAGE
☆	13.13%	16.16%	29.29%	28.28%	13.13%	99	3.12
	13	16	29	28	13		

2024

Q6 Since the last survey conducted in March of 2023, how would you rate the overall quality of services provided by the City of Breckenridge Police Department, which provides police services and 911 Dispatching?

Answered: 133 Skipped: 6

3.4★
average rating



	POOR	(NO LABEL)	FAIR	(NO LABEL)	EXCELLENT	TOTAL	WEIGHTED AVERAGE
☆	4.51%	9.02%	50.38%	18.80%	17.29%	133	3.35
	6	12	67	25	23		

2024

Q7 Since the last survey conducted in March of 2023, how would you rate the overall quality of services provided by the City of Breckenridge Animal Control Services?

Answered: 134 Skipped: 5

2.5★
average rating



	POOR	(NO LABEL)	FAIR	(NO LABEL)	EXCELLENT	TOTAL	WEIGHTED AVERAGE
☆	27.61% 37	20.15% 27	34.33% 46	11.94% 16	5.97% 8	134	2.49



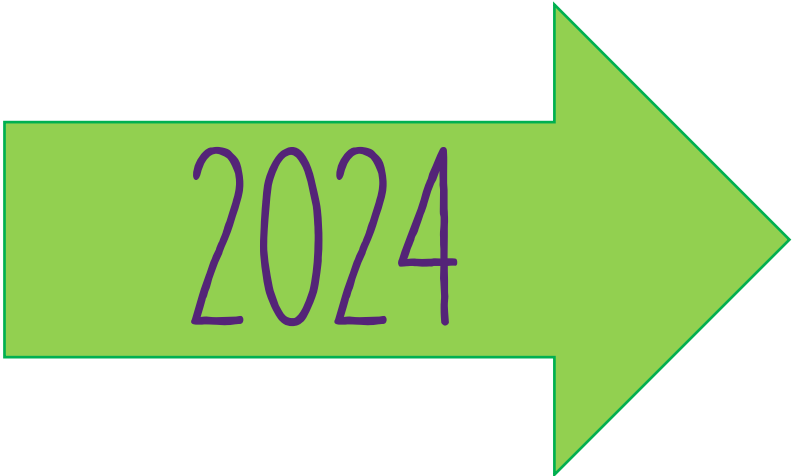
Q10 How would you rate the overall quality of services provided by the Breckenridge Fire Department?

Answered: 98 Skipped: 1

4.3★
average rating



	POOR	(NO LABEL)	FAIR	(NO LABEL)	EXCELLENT	TOTAL	WEIGHTED AVERAGE
☆	0.00%	3.06%	12.24%	36.73%	47.96%	98	4.30
	0	3	12	36	47		



Q8 Since the last survey conducted in March of 2023, how would you rate the overall quality of services provided by the Breckenridge Fire Department?

Answered: 135 Skipped: 4

4.4★
average rating



	POOR	(NO LABEL)	FAIR	(NO LABEL)	EXCELLENT	TOTAL	WEIGHTED AVERAGE
☆	0.74%	0.74%	14.81%	30.37%	53.33%	135	4.35
	1	1	20	41	72		



Q11 How would you rate the overall quality of the City of Breckenridge Public Services department, which maintains city parks and cemeteries?

Answered: 99 Skipped: 0

3.6★
average rating



	POOR	(NO LABEL)	FAIR	(NO LABEL)	EXCELLENT	TOTAL	WEIGHTED AVERAGE
☆	2.02% 2	7.07% 7	40.40% 40	34.34% 34	16.16% 16	99	3.56



Q9 Since the last survey conducted in March of 2024, how would you rate the overall quality of the City of Breckenridge Public Services Department, which maintains city parks and cemeteries?

Answered: 138 Skipped: 1

3.7★
average rating



	POOR	(NO LABEL)	FAIR	(NO LABEL)	EXCELLENT	TOTAL	WEIGHTED AVERAGE
☆	2.90% 4	5.07% 7	39.86% 55	26.81% 37	25.36% 35	138	3.67

Q10 During the Survey conducted in March of 2023 many residents expressed an interest in The City of Breckenridge providing a splash pad. How would you rate your overall interest in the City of Breckenridge converting the existing baby pool into a splash pad.

Answered: 139 Skipped: 0

3.5★
average rating



	NOT AT ALL INTERESTED	(NO LABEL)	SOMEWHAT INTERESTED	(NO LABEL)	VERY INTERESTED	TOTAL	WEIGHTED AVERAGE
☆	20.86%	5.04%	20.86%	12.95%	40.29%	139	3.47
	29	7	29	18	56		



Q12 How would you rate the overall quality of services provided by the City of Breckenridge Public works department, which maintains city roads and provides water and sewer services?

Answered: 99 Skipped: 0

1.5★
average rating



	POOR	(NO LABEL)	FAIR	(NO LABEL)	EXCELLENT	TOTAL	WEIGHTED AVERAGE
☆	64.65% 64	21.21% 21	10.10% 10	4.04% 4	0.00% 0	99	1.54



Q11 Since the last survey conducted in March of 2023, how would you rate the overall quality of services provided by the City of Breckenridge Public Works Department, which maintains city roads and provides water and sewer services?

Answered: 138 Skipped: 1

2.2★
average rating



	POOR	(NO LABEL)	FAIR	(NO LABEL)	EXCELLENT	TOTAL	WEIGHTED AVERAGE
☆	42.75% 59	20.29% 28	20.29% 28	4.35% 6	12.32% 17	138	2.23



Q13 How would you rate the overall quality of the City of Breckenridge Developmental Services Department, which includes code enforcement and permitting?

Answered: 94 Skipped: 5

2.5★
average rating



	POOR	(NO LABEL)	FAIR	(NO LABEL)	EXCELLENT	TOTAL	WEIGHTED AVERAGE
☆	22.34% 21	24.47% 23	37.23% 35	13.83% 13	2.13% 2	94	2.49



Q12 Since the last survey conducted in March of 2023, how would you rate the overall quality of the City of Breckenridge Developmental Services Department, which includes code enforcement and permitting?

Answered: 135 Skipped: 4

2.7★
average rating



	POOR	(NO LABEL)	FAIR	(NO LABEL)	EXCELLENT	TOTAL	WEIGHTED AVERAGE
☆	19.26% 26	19.26% 26	42.96% 58	10.37% 14	8.15% 11	135	2.69



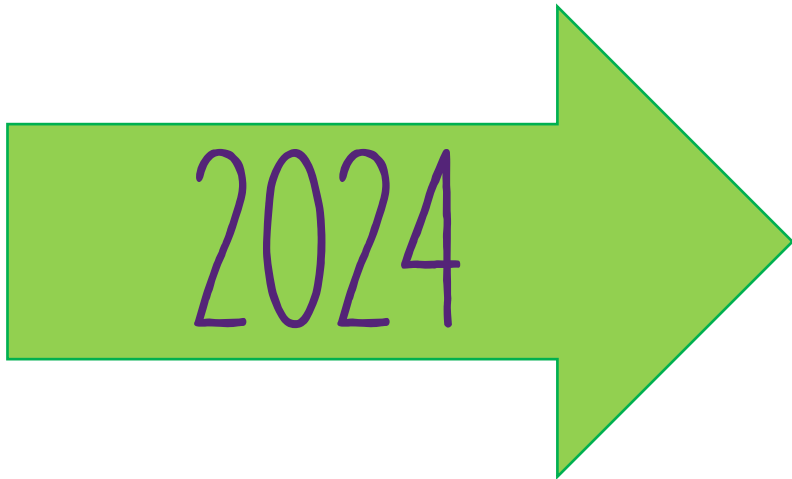
Q15 In comparison to City infrastructure how important is addressing city beautification? (code enforcement, substandard structures)

Answered: 97 Skipped: 2

4.0★
average rating



	NOT AT ALL IMPORTANT	(NO LABEL)	SOMEWHAT IMPORTANT	(NO LABEL)	VERY IMPORTANT	TOTAL	WEIGHTED AVERAGE
☆	2.06% 2	3.09% 3	28.87% 28	28.87% 28	37.11% 36	97	3.96



Q14 In comparison to city infrastructure how important is addressing city beautification? (code enforcement, substandard structures)

Answered: 138 Skipped: 1

4.0★
average rating



	NOT AT ALL IMPORTANT	(NO LABEL)	SOMEWHAT IMPORTANT	(NO LABEL)	VERY IMPORTANT	TOTAL	WEIGHTED AVERAGE
☆	2.17% 3	5.07% 7	27.54% 38	18.84% 26	46.38% 64	138	4.02

What do you feel the City of Breckenridge is Doing Well?

1	Revitalizing Downtown	<i>“Definitely improving downtown beautification; Foundation Park Improvements!”</i>
2	On the right track-improvements generally	<i>“Communication: Challenges are high, but progress is being made in streets, water/wastewater, admin/mgmt., and parks.”</i>
3	Parks and Beautification	<i>“Upgrades to the park and Foundation Park were a huge step in the right direction. Very welcoming: the re-pavement of Rose, Elliott, and 7th also helped.”</i>
4	Employees (employee pay, quality employees, employee development)	<i>“Employee’s attitude of service to and willingness to help citizens.”</i>
5	Streets	<i>“Beautification on Walker Street and street repairs. I understand this will take time but happy to see improvements!”</i>
6	Quality of Life Improvements	<i>“Cooperative effort, vision/direction for the city, communication with citizens and input.”</i>

What do you feel the City of Breckenridge needs to work on?

1	Streets	<i>“It’s a broken record for us all, but the streets!”</i>
2	Code Enforcement	<i>“Code Enforcement – not only high grass and poorly maintained structures but also loud music and loose pets.”</i>
3	Water/Wastewater	<i>“Water infrastructure and water leaks.”</i>
4	Employee pay/ development	<i>“Better pay and training for employees”</i>
5	Communication	<i>“More explanation of what ya’ll have to work with, i.e. limited resources and how and why you make decisions with limited resources.”</i>
6	Animal Control	<i>“Enforcing laws related to lose and aggressive dogs.”</i>
7	Law Enforcement	<i>“More law enforcement; laws related to loitering and harassment from individuals.”</i>
8	Downtown & Economic Development	<i>“Would like to see more businesses in town.”</i>