



DEPARTMENTAL REPORTS

AUGUST 2024

105 N. Rose Ave.
Breckenridge, TX 76424
254.559.8287
www.breckenridgetx.gov

Finance

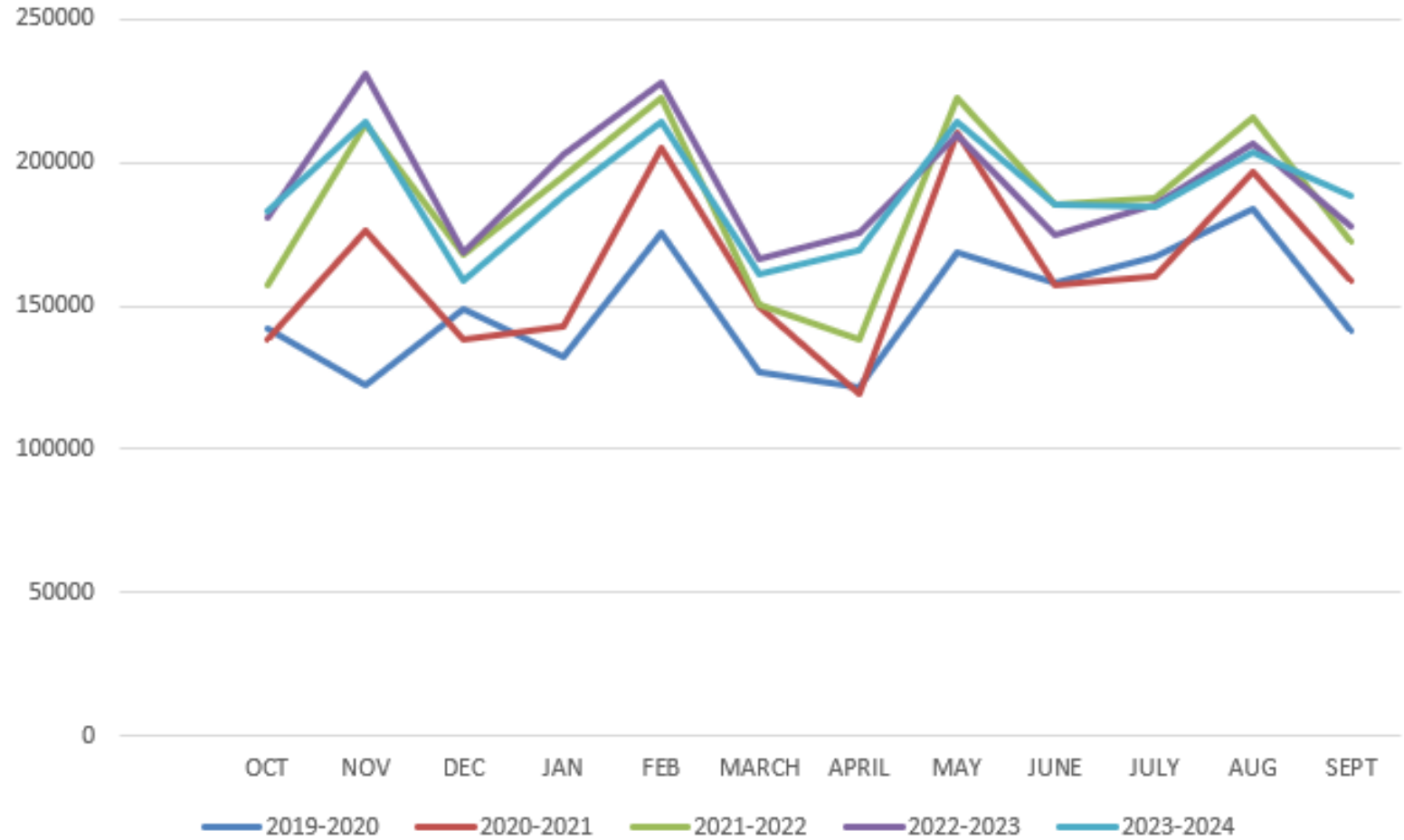
Bank Statement Balances

	Account Name	Balances as of August 2023	Balances as of August 2024
1001	GENERAL FUND	\$ 1,481,979.20	\$ 1,928,234.73
1013	ARSON FUND	\$ 509.89	\$ 509.89
1014	FEDERAL TAX & LOAN	\$ 24,206.51	\$ 81.49
1001	WATER FUND	\$ 1,556,741.70	\$ 1,884,129.69
1001	WASTEWATER FUND	\$ 930,450.41	\$ 1,436,294.21
1001	SANITATION	\$ 26,601.36	\$ 35,560.01
1001	FIRE DEPT. SPECIAL	\$ 10,305.12	\$ 10,649.90
1001	FORFEITED PROPERTY	\$ 1,477.49	\$ 1,481.30
1002	PAYROLL FUND	\$ 41,100.97	\$ 31,683.42
1001	EQUIP. REPLACEMENT FUND	\$ 237,216.93	\$ 293,646.22
1001	STREET MAINTENANCE	\$ 900,488.99	\$ 297,528.26
1001	BRECKENRIDGE PARK FUND	\$ 9,245.17	\$ 9,635.47
1001	POLICE DEPT. SPECIAL	\$ 13,610.97	\$ 13,645.92
1001	Excess Sales Tax Revenue	\$ 17,628.95	\$ 17,674.21
1001	Breck Trade Days	\$ 39,416.62	\$ 39,517.85
1051	CO 2017 A&B Sinking /Rd	\$ 814,205.13	\$ -
1001	Water Capital Projects	\$ -	\$ (109,693.27)
1001	Wastewater Capital Projects	\$ -	\$ 164,314.28
1001	Capital Improvement Project	\$ 131,786.53	\$ 102,384.69
1058	GENERAL DEBT SERVICE FUND	\$ 965,338.50	\$ -
1001	General Debt Service Fund P/C	\$ -	\$ 389,177.82
1001	REVENUE DEBT SERVICE FUND	\$ -	\$ 178,151.76
1025	Rescue Boat Donation	\$ 1,812.66	\$ 1,817.20
1073	CWSRF LF1001492	\$ 17,651.99	\$ 3.02
1076	CWSRF LF1001492 ESCROW	\$ 1,221,291.49	\$ 1,221,670.84
1056	CWSRF CO 2022A L1001491	\$ 1.00	\$ 1.00
1074	CWSRF CO 2022A L1001491 ESCROW	\$ 937,343.45	\$ 982,155.75
1072	CWSRF CO 2022A L1001426	\$ 1.00	\$ 1.00
1075	CWSRF CO 2022A L1001426 ESCROW	\$ 1,985,188.63	\$ 2,080,096.14
1071	DWSRF LF1001495	\$ 1.10	\$ 2.10
1079	DWSRF LF1001495 ESCROW	\$ 1,343,770.32	\$ 1,274,205.60
1070	DWSRF CO 2022B L1001493	\$ 1.00	\$ 1.00
1078	DWSRF CO 2022B L1001493 ESCROW	\$ 1,352,830.89	\$ 1,417,506.75
1057	DWSRF CO 2022B L1001494	\$ 1.00	\$ 1.00
1077	DWSRF CO 2022B L1001494 ESCROW	\$ 948,273.54	\$ 993,608.45
1010	LOGIC CO 2023	\$ 8,645,892.03	\$ 7,662,421.20
	TOTAL - ALL FUNDS	\$ 23,656,370.54	\$ 22,358,098.90

Fiscal Year Sales Tax Revenue Received

MONTH RECEIVED	2019-2020	2020-2021	2021-2022	2022-2023	2023-2024
OCT	\$ 142,235.00	\$ 138,040.00	\$ 157,493.00	\$ 180,530.00	\$ 182,914.00
NOV	\$ 122,415.00	\$ 176,091.00	\$ 213,510.00	\$ 230,739.00	\$ 214,002.00
DEC	\$ 149,000.00	\$ 138,215.00	\$ 167,667.00	\$ 169,037.00	\$ 158,898.22
JAN	\$ 132,144.00	\$ 142,770.00	\$ 195,423.00	\$ 203,137.00	\$ 188,303.00
FEB	\$ 175,232.00	\$ 204,822.00	\$ 222,525.00	\$ 228,165.00	\$ 214,081.01
MARCH	\$ 127,285.00	\$ 149,849.00	\$ 150,395.00	\$ 166,133.00	\$ 161,140.16
APRIL	\$ 121,607.00	\$ 119,118.00	\$ 138,407.00	\$ 175,455.75	\$ 169,163.00
MAY	\$ 168,693.00	\$ 210,823.00	\$ 222,804.00	\$ 210,071.22	\$ 213,927.83
JUNE	\$ 158,145.00	\$ 157,037.00	\$ 185,695.00	\$ 175,128.00	\$ 185,557.61
JULY	\$ 167,474.00	\$ 160,631.00	\$ 187,757.00	\$ 185,736.00	\$ 184,363.32
AUG	\$ 183,855.00	\$ 196,582.00	\$ 215,658.00	\$ 206,710.00	\$ 203,593.65
SEPT	\$ 141,151.17	\$ 158,558.00	\$ 172,552.00	\$ 177,704.47	\$ 188,524.22
TOTAL	\$ 1,789,236.17	\$ 1,952,536.00	\$ 2,229,886.00	\$ 2,308,546.44	\$ 2,264,468.02

Sales Tax History



SECURITIES PLEDGED

The following shows the calculation of deposit coverage for the deposits of The City of Breckenridge held in Clear Fork Bank on: August 27, 2024 and securities pledged as of: August 26, 2024

Checking account balances:	\$	6,939,690.23
CD balances:	\$	-
Total on deposit:	\$	<u>6,939,690.23</u>
FDIC Insurance coverage:		
Checking account balances:	\$	250,000.00
CD balances:	\$	-
	\$	<u>250,000.00</u>
Total Deposit balance		
less FDIC coverage:	\$	<u>6,689,690.23</u>
Securities pledged at market value:	\$	<u>7,468,412.08</u>
Excess securities pledged:	\$	<u>778,721.85</u>

2023 CO BOND

BOND
AMOUNT

• \$8,641,984.74

BANK
TRANSFERS

• \$1,445,646.00

CURRENT
BALANCE

• \$7,647,936.20

2023 CO BOND-LOGIC PROJECT EXPENDITURES

STREETS

\$526,308.00

PARK IMPROVEMENT

\$742,883.17

FACILITIES IMPROVEMENT

\$175,874.76

2023 CO BOND-LOGIC INTEREST EARNED

AUGUST 2024: \$35,571.70

TOTAL: \$451,597.46



BUILDING & DEVELOPMENT

AUGUST 2024		FY 2023-2024
Permits Issued:		
Building	2	47
Roof	2	20
Fence, windows, siding, etc.	1	9
Sign	1	4
Mobile home	0	6
Certificate of Occupancy	1	8
Electrical	3	53
Plumbing	1	28
Gas line	1	29
Irrigation	0	2
HVAC	2	19
Moving	0	0
Demolition	0	1
P&Z	0	3
Variance	0	5
Prelim/final plat/replat	0	3
Solicitor/vendor	1	9
Beer/wine/liquor license	4	18
Gaming machine license	0	5
Food Mobile Unit	0	13
Fire alarm	0	0
Fire sprinkler	0	0

CODE ENFORCEMENT

Violations reported to Code Enforcement via email – 1

Violations reported to Code Enforcement via phone – 0

New violations cases opened – 8

Rubbish – 1106 E. Dyer

Junk vehicle – 1308 Renee

Junk vehicle – 705 S. James

Junk vehicles – 3102 W. Walker

Rubbish – 1210 W. Dyer

High weeds & rubbish – 1015 W. Dyer

High weeds – 200 blk. N. Rose

High weeds – 600 S. Miller

Cases sent to Municipal Court – 3

Rubbish – 1005 E. Wheeler

Rubbish – 303 W. 3rd

Rubbish – 1210 W. Dyer

CODE ENFORCEMENT

Violations closed due to compliance – 23

Junk vehicles – 408 N. Rose

Rubbish – 1409 E. Williams

Parking issues – 1311 W. Williams

High weeds – 1203 W. Hullum

High weeds – 700 W. 3rd

High weeds – 409 W. 4th

High weeds – 810 W. Wheeler

High weeds – 210 Pembroke

High weeds – 207 Pembroke

High weeds – 213 Pembroke

Parking issues – 405 W. 6th

High weeds – 312 W. 1st

High weeds – FM Rd. 3099 North (lot south of Wal-Mart)

High weeds – 109 S. Liveoak

High weeds – 100 Medina Ct.

High weeds – 312 W. 1st

High weeds – 607 N. Panther

High weeds – 800 N. Panther

High weeds – 315 W. 2nd

High weeds – 101 W. Williams

Rubbish – 1106 E. Dyer

High weeds – 200 blk. N. Rose

High weeds – 600 S. Miller

CODE ENFORCEMENT

Substandard homes ready for demolition by the city

1305 W. 1st (city-owned)

601 N. Harvey (city-owned)

803 W. Hullum

513 S. Stoker

1214 W. 4th

CODE ENFORCEMENT

Cases not paid and recorded at County with liens – 8

907 N. Shelton

212 W. 6th - PAID

209 W. Hullum

810 W. Hullum

404 S. Pecan

210 N. McAmis

301 N. Dairy

710 W. 4th




TOTAL TRAFFIC STOPS : 181



CITATIONS ISSUED

WARNINGS ISSUED

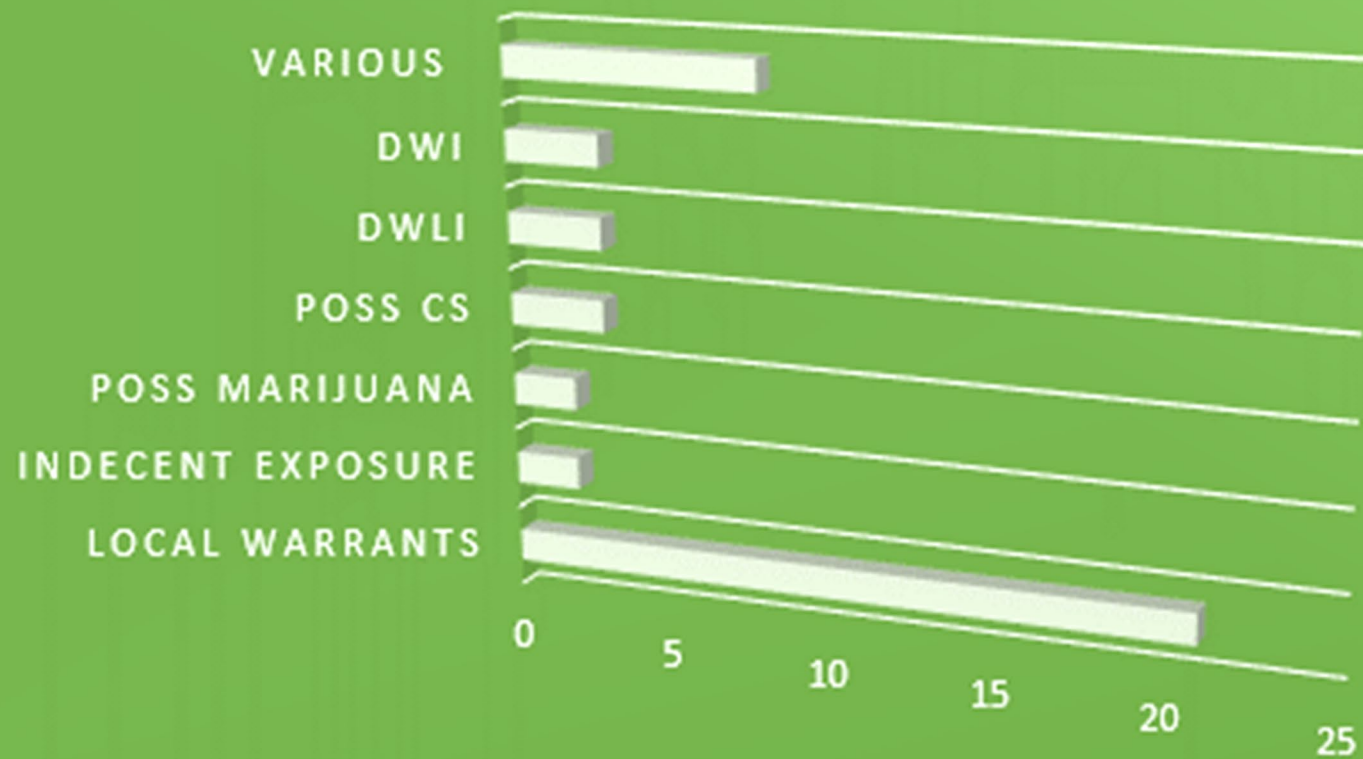
WARRANTS



WARRANTS ENTERED

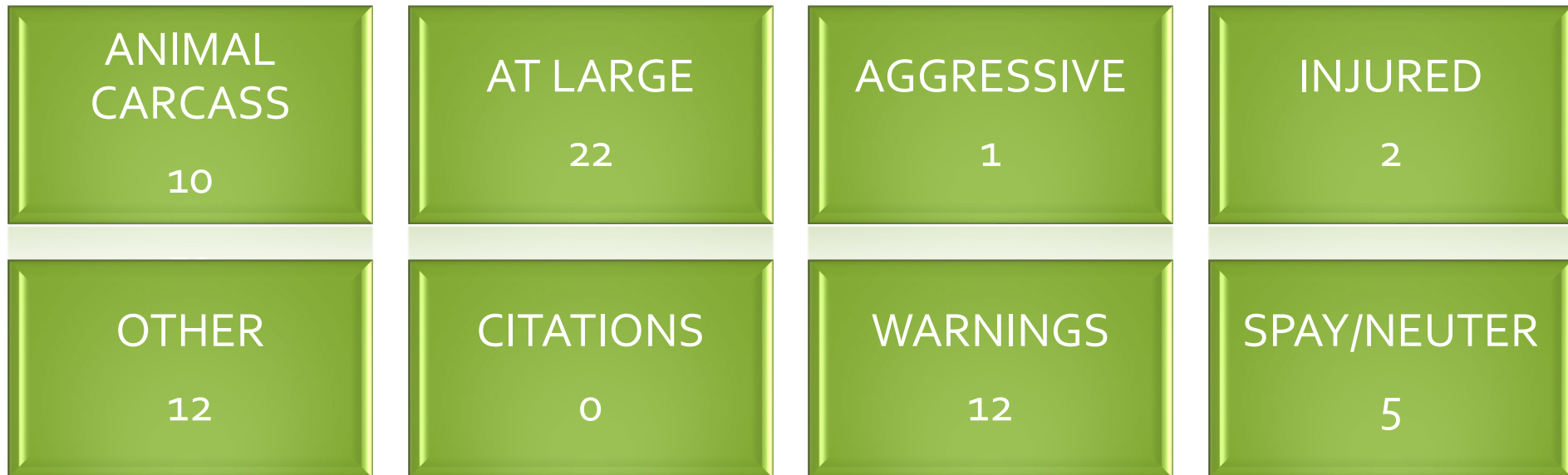
WARRANTS CLEARED

TOTAL ARRESTS 48



ANIMAL CONTROL

TOTAL CALLS: 64

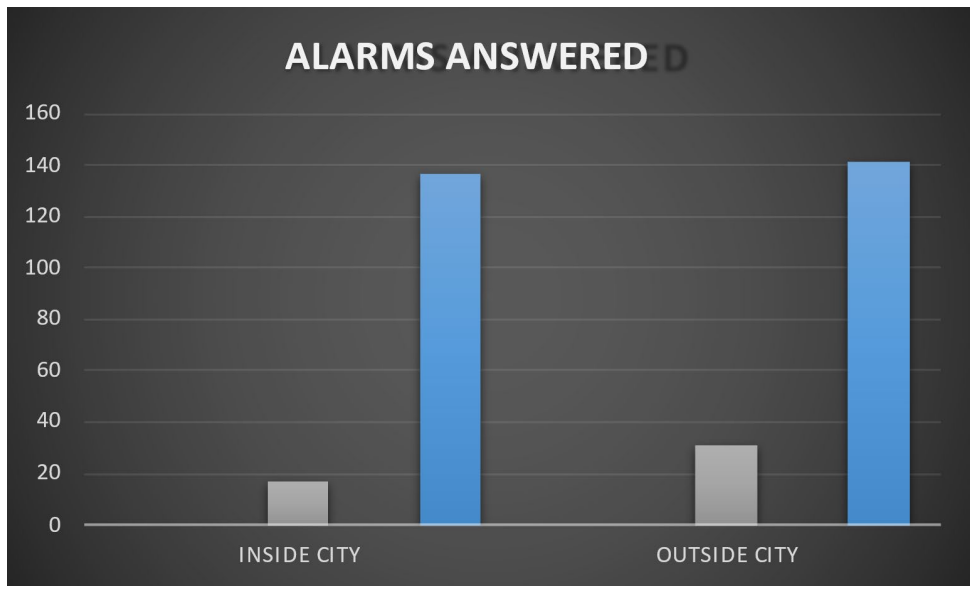
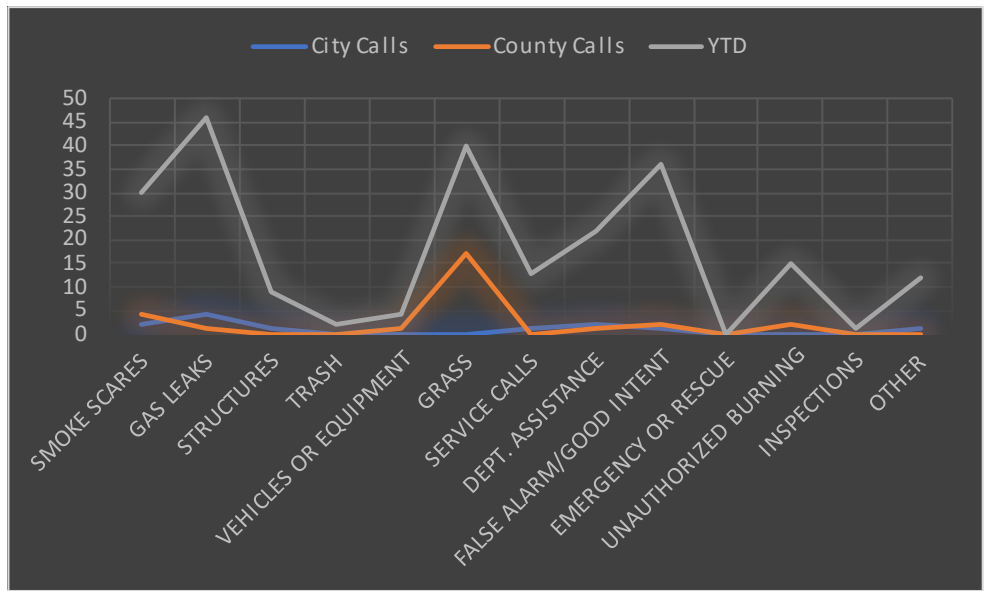




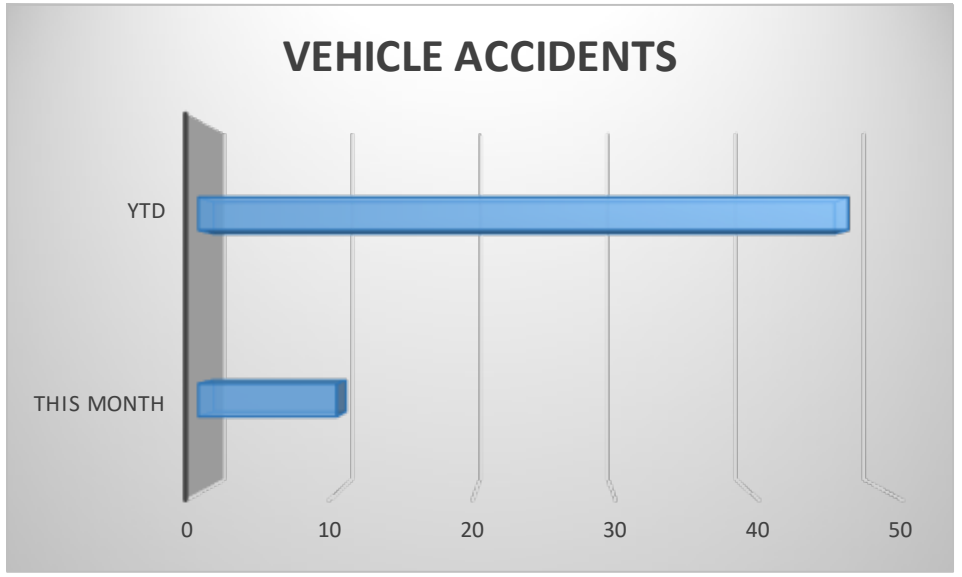
BRECKENRIDGE

LADDER 94

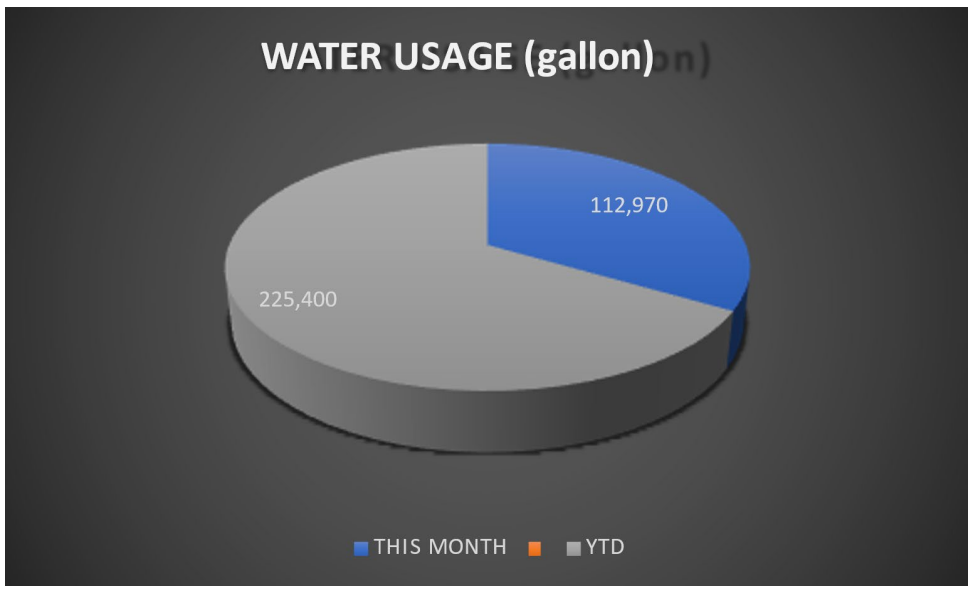
**BRECKENRIDGE
FIRE DEPT.**



VEHICLE ACCIDENTS

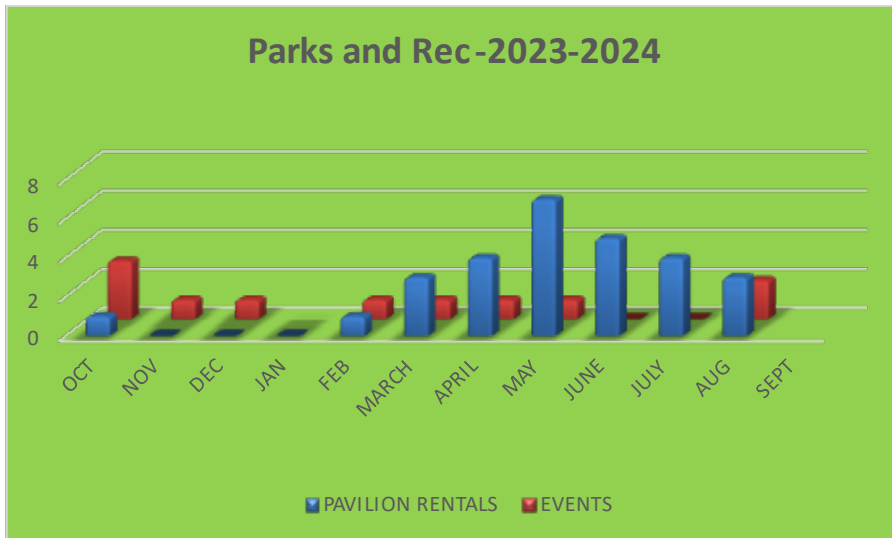


WATER USAGE (gallon)



PARKS & CEMETERY





3 pavilion rentals

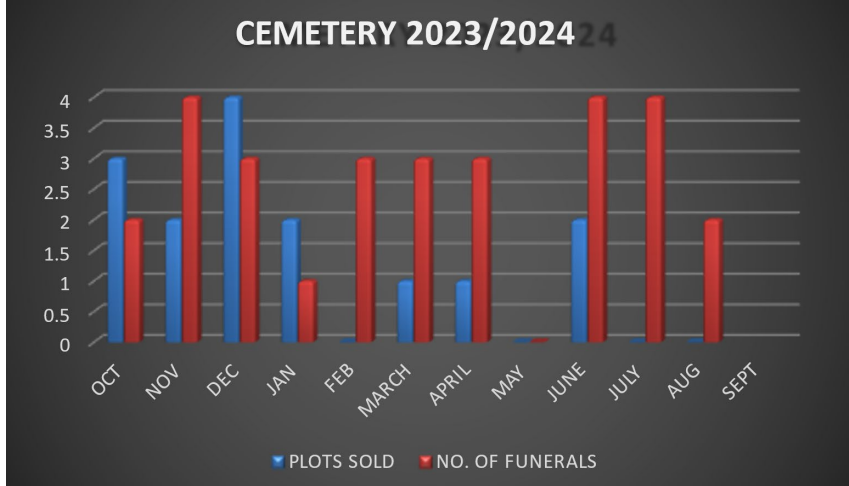
2 tradebarn rental

Maintaining all park

A lot of people using the park

Mowing and weedeating

Pool closed for 2024 prepping to cover



1 funeral to report

Beginning to water

Leveling small military stone

Maintaining Cemetery

Maintaining equipment

Filling Graves

Helping in park

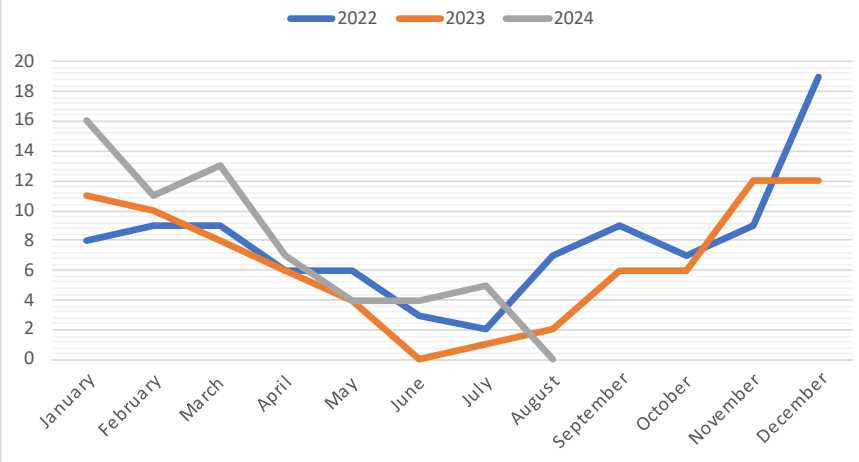
CEMETERY

PUBLIC WORKS

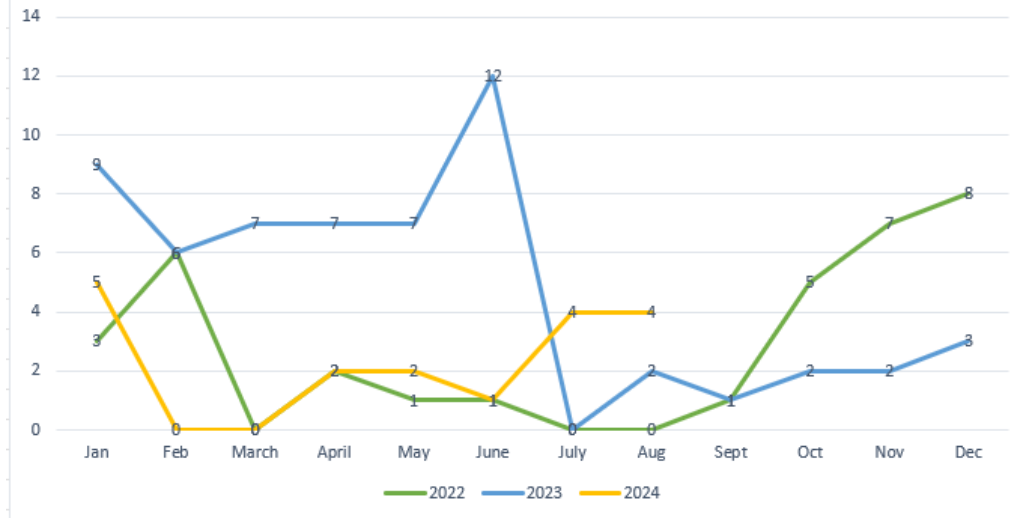


DEPARTMENT

SEWER STOPPAGES



Meter Leak Report



WATER LEAKS

FY 21-22 FY 22-23 FY 23-24

