



# DEPARTMENTAL REPORTS

**APRIL 2025**

105 N. Rose Ave.  
Breckenridge, TX 76424  
254.559.8287  
[www.breckenridgetx.gov](http://www.breckenridgetx.gov)

# Finance

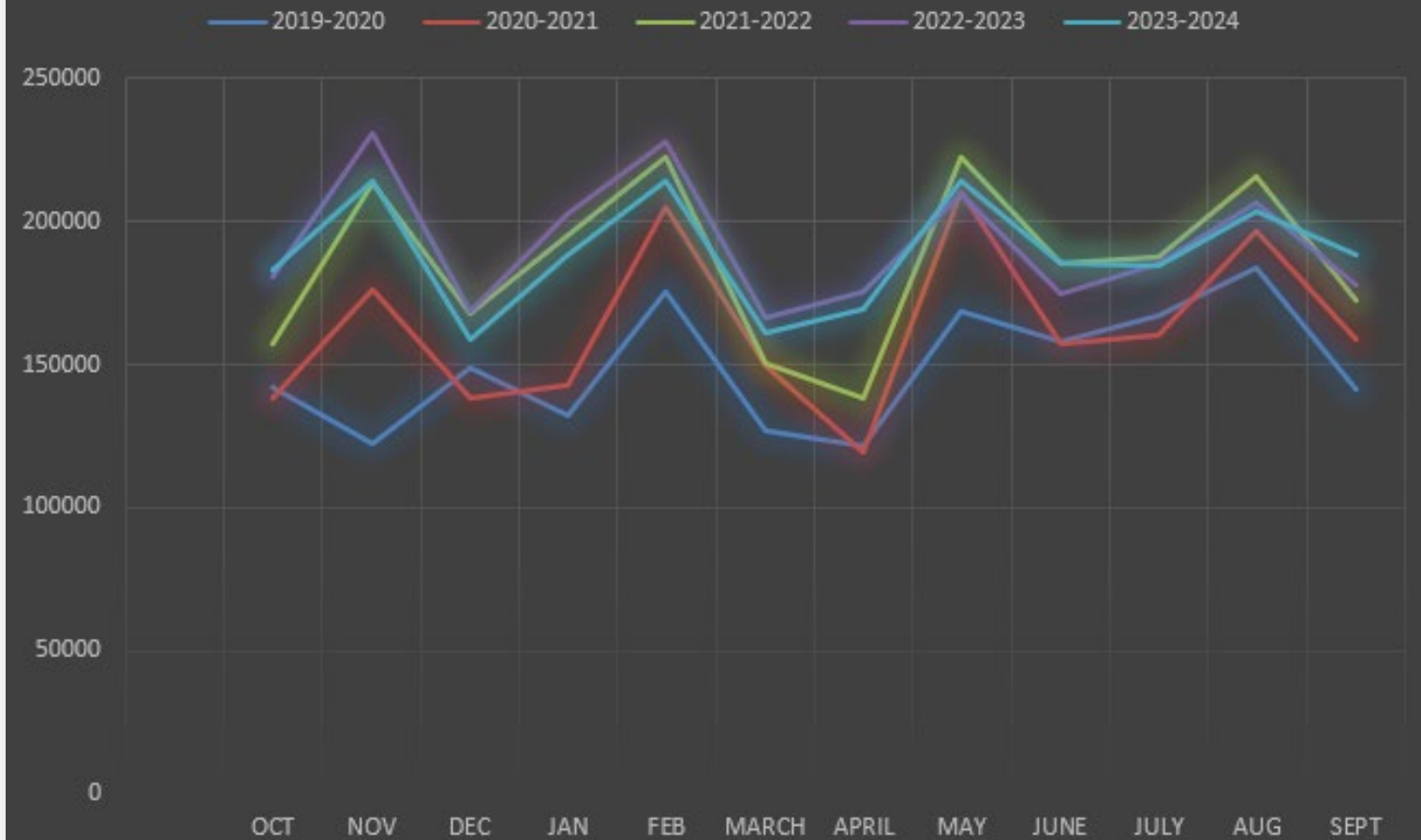
## Bank Statement Balances

|      | Account Name                   | Balances as of April 2024 | Balances as of April 2025 |
|------|--------------------------------|---------------------------|---------------------------|
| 1001 | GENERAL FUND                   | \$ 2,386,437.77           | \$ 2,627,776.28           |
| 1013 | ARSON FUND                     | \$ 509.89                 | \$ 509.89                 |
| 1014 | FEDERAL TAX & LOAN             | \$ 81.29                  | \$ 81.72                  |
| 1001 | WATER FUND                     | \$ 1,720,931.42           | \$ 1,877,802.02           |
| 1001 | WASTEWATER FUND                | \$ 1,188,040.43           | \$ 1,309,620.63           |
| 1001 | SANITATION                     | \$ 16,933.29              | \$ 39,904.34              |
| 1001 | FIRE DEPT. SPECIAL             | \$ 7,944.48               | \$ 6,773.97               |
| 1001 | FORFEITED PROPERTY             | \$ 1,480.03               | \$ 1,483.81               |
| 1002 | PAYROLL FUND                   | \$ 31,413.58              | \$ 34,462.53              |
| 1001 | EQUIP. REPLACEMENT FUND        | \$ 388,190.05             | \$ 389,485.64             |
| 1001 | STREET MAINTENANCE             | \$ 202,239.12             | \$ 444,973.63             |
| 1001 | BRECKENRIDGE PARK FUND         | \$ 9,627.26               | \$ 8,560.42               |
| 1001 | POLICE DEPT. SPECIAL           | \$ 13,634.30              | \$ 13,668.99              |
| 1001 | Excess Sales Tax Revenue       | \$ 17,659.14              | \$ 17,704.11              |
| 1001 | Breck Trade Days               | \$ 39,484.15              | \$ 39,584.69              |
| 1051 | CO 2017 A&B Sinking /Rd        | \$ -                      | \$ -                      |
| 1001 | Water Capital Projects         | \$ -                      | \$ (110,693.27)           |
| 1001 | Wastewater Capital Projects    | \$ -                      | \$ 164,314.28             |
| 1001 | Capital Improvement Project    | \$ 209,004.65             | \$ 119,044.69             |
| 1058 | GENERAL DEBT SERVICE FUND      | \$ -                      | \$ -                      |
| 1001 | General Debt Service Fund P/C  | \$ 348,111.89             | \$ 473,991.26             |
| 1001 | REVENUE DEBT SERVICE FUND      | \$ 78,477.25              | \$ 151,543.13             |
| 1025 | Rescue Boat Donation           | \$ 1,815.68               | \$ 1,820.21               |
| 1073 | CWSRF LF1001492                | \$ 3.02                   | \$ 4.04                   |
| 1076 | CWSRF LF1001492 ESCROW         | \$ 1,215,970.06           | \$ 1,154,727.03           |
| 1056 | CWSRF CO 2022A L1001491        | \$ 1.00                   | \$ 1.00                   |
| 1074 | CWSRF CO 2022A L1001491 ESCROW | \$ 966,908.98             | \$ 1,009,349.76           |
| 1072 | CWSRF CO 2022A L1001426        | \$ 1.00                   | \$ 1.00                   |
| 1075 | CWSRF CO 2022A L1001426 ESCROW | \$ 2,047,805.14           | \$ 2,137,690.09           |
| 1071 | DWSRF LF1001495                | \$ 2.10                   | \$ 4.27                   |
| 1079 | DWSRF LF1001495 ESCROW         | \$ 1,315,425.09           | \$ 1,177,121.32           |
| 1070 | DWSRF CO 2022B L1001493        | \$ 1.00                   | \$ 1.00                   |
| 1078 | DWSRF CO 2022B L1001493 ESCROW | \$ 1,384,829.34           | \$ 1,456,754.91           |
| 1057 | DWSRF CO 2022B L1001494        | \$ 1.00                   | \$ 1.00                   |
| 1077 | DWSRF CO 2022B L1001494 ESCROW | \$ 978,183.84             | \$ 1,021,119.65           |
| 1010 | LOGIC CO 2023                  | \$ 7,985,574.12           | \$ 5,170,795.56           |
|      | <b>TOTAL - ALL FUNDS</b>       | <b>\$ 22,556,721.36</b>   | <b>\$ 20,739,983.60</b>   |

# Fiscal Year Sales Tax Revenue Received

| MONTH RECEIVED | 2019-2020       | 2020-2021       | 2021-2022       | 2022-2023       | 2023-2024       | 2024-2025       |
|----------------|-----------------|-----------------|-----------------|-----------------|-----------------|-----------------|
|                |                 |                 |                 |                 |                 |                 |
| OCT            | \$ 142,235.00   | \$ 138,040.00   | \$ 157,493.00   | \$ 180,530.00   | \$ 182,914.00   | \$ 176,173.38   |
| NOV            | \$ 122,415.00   | \$ 176,091.00   | \$ 213,510.00   | \$ 230,739.00   | \$ 214,002.00   | \$ 205,342.24   |
| DEC            | \$ 149,000.00   | \$ 138,215.00   | \$ 167,667.00   | \$ 169,037.00   | \$ 158,898.22   | \$ 186,724.15   |
| JAN            | \$ 132,144.00   | \$ 142,770.00   | \$ 195,423.00   | \$ 203,137.00   | \$ 188,303.00   | \$ 175,492.04   |
| FEB            | \$ 175,232.00   | \$ 204,822.00   | \$ 222,525.00   | \$ 228,165.00   | \$ 214,081.01   | \$ 256,722.47   |
| MARCH          | \$ 127,285.00   | \$ 149,849.00   | \$ 150,395.00   | \$ 166,133.00   | \$ 161,140.16   | \$ 163,877.32   |
| APRIL          | \$ 121,607.00   | \$ 119,118.00   | \$ 138,407.00   | \$ 175,455.75   | \$ 169,163.00   | \$ 157,154.10   |
| MAY            | \$ 168,693.00   | \$ 210,823.00   | \$ 222,804.00   | \$ 210,071.22   | \$ 213,927.83   | \$ 215,254.59   |
| JUNE           | \$ 158,145.00   | \$ 157,037.00   | \$ 185,695.00   | \$ 175,128.00   | \$ 185,557.61   |                 |
| JULY           | \$ 167,474.00   | \$ 160,631.00   | \$ 187,757.00   | \$ 185,736.00   | \$ 184,363.32   |                 |
| AUG            | \$ 183,855.00   | \$ 196,582.00   | \$ 215,658.00   | \$ 206,710.00   | \$ 203,593.65   |                 |
| SEPT           | \$ 141,151.17   | \$ 158,558.00   | \$ 172,552.00   | \$ 177,704.47   | \$ 188,524.22   |                 |
|                |                 |                 |                 |                 |                 |                 |
| TOTAL          | \$ 1,789,236.17 | \$ 1,952,536.00 | \$ 2,229,886.00 | \$ 2,308,546.44 | \$ 2,264,468.02 | \$ 1,536,740.29 |

## Sales Tax History



# SECURITIES PLEDGED

The following shows the calculation of deposit coverage for the deposits of The City of Breckenridge held in  
Clear Fork Bank on: April 29, 2025 and securities pledged as of: April 28, 2025

|                            |                        |
|----------------------------|------------------------|
| Checking account balances: | \$ 7,604,438.98        |
| CD balances:               | \$ -                   |
| Total on deposit:          | <u>\$ 7,604,438.98</u> |

|                            |                      |
|----------------------------|----------------------|
| FDIC Insurance coverage:   |                      |
| Checking account balances: | \$ 250,000.00        |
| CD balances:               | \$ -                 |
|                            | <u>\$ 250,000.00</u> |

|                       |                        |
|-----------------------|------------------------|
| Total Deposit balance |                        |
| less FDIC coverage:   | <u>\$ 7,354,438.98</u> |

|                                     |                        |
|-------------------------------------|------------------------|
| Securities pledged at market value: | <u>\$ 8,640,695.71</u> |
|-------------------------------------|------------------------|

|                            |                        |
|----------------------------|------------------------|
| Excess securities pledged: | <u>\$ 1,286,256.73</u> |
|----------------------------|------------------------|

## 2023 CO BOND

BOND  
AMOUNT

•\$8,641,984.74

BANK  
TRANSFERS

•\$3,644,940.00

TOTAL  
INTEREST  
EARNED

•\$655,623.81

CURRENT  
BALANCE

•\$5,352,668.55

# 2023 CO BOND-LOGIC PROJECT EXPENDITURES

## STREETS

\$3,104,769.23

## PARK IMPROVEMENT

\$742,833.17

## FACILITIES IMPROVEMENT

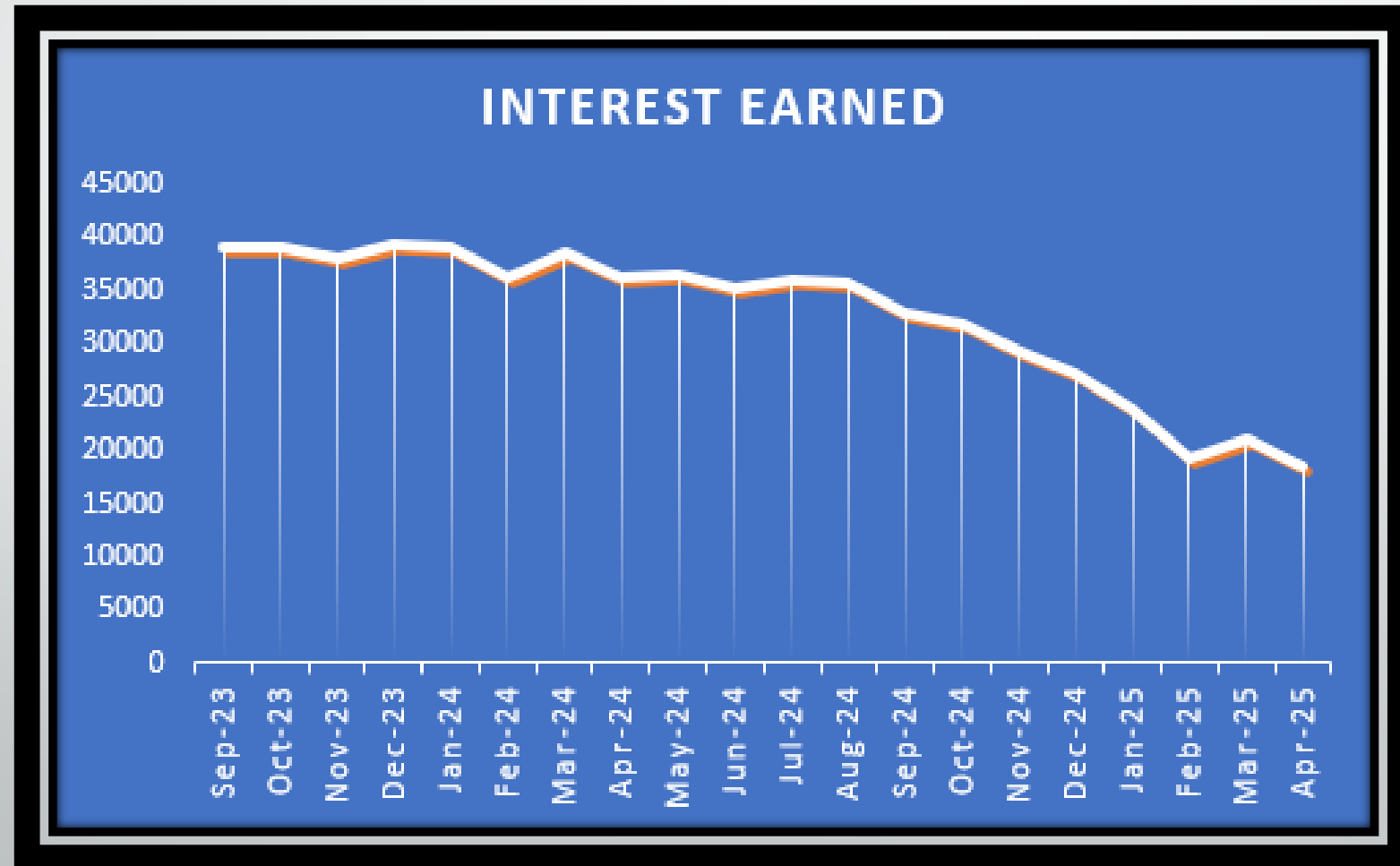
\$279,118.76



# 2023 CO BOND-LOGIC INTEREST EARNED

**APRIL 2025: \$18,397.85**

**TOTAL: \$655,623.81**



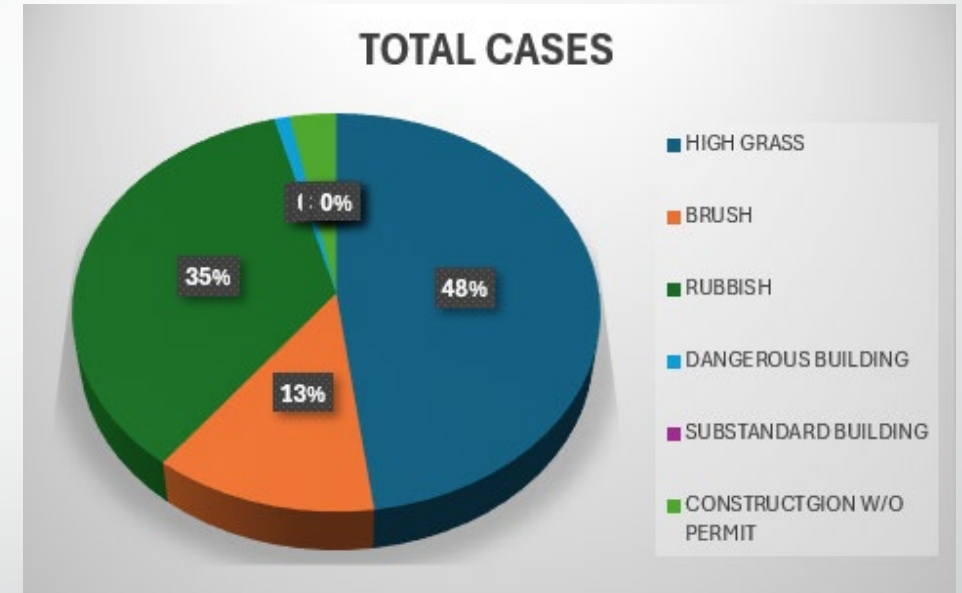



# BUILDING & DEVELOPMENT

| APRIL 2025                   |          | FY 2024-2025 |
|------------------------------|----------|--------------|
| Permits Issued:              |          |              |
| Building                     | 5        | 27           |
| Roof                         | 3        | 7            |
| Fence, windows, siding, etc. | 0        | 4            |
| Sign                         | 1        | 4            |
| Mobile home                  | 1        | 7            |
| Certificate of Occupancy     | 0        | 3            |
| Electrical                   | 7        | 44           |
| Plumbing                     | 1        | 20           |
| Gas line                     | 1        | 20           |
| Irrigation                   | 1        | 1            |
| HVAC                         | 2        | 13           |
| Moving                       | 0        | 0            |
| Demolition                   | 0        | 0            |
| P&Z                          | 0        | 0            |
| Variance                     | 0        | 1            |
| Prelim/final plat/replat     | 1 replat | 3 replats    |
| Solicitor/vendor             | 0        | 1            |
| Beer/wine/liquor license     | 2        | 10           |
| Gaming machine license       | 0        | 4            |
| Food Mobile Unit             | 2        | 14           |
| Fire alarm                   | 0        | 2            |
| Fire sprinkler               | 0        | 1            |

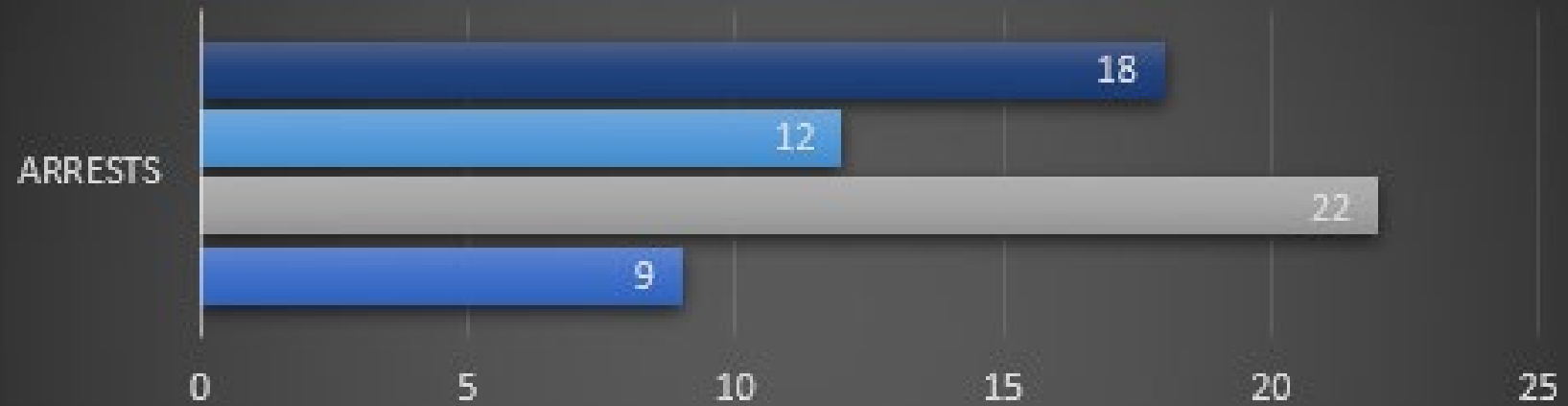
# CODE ENFORCEMENT

## APRIL 2025 CASES: 98





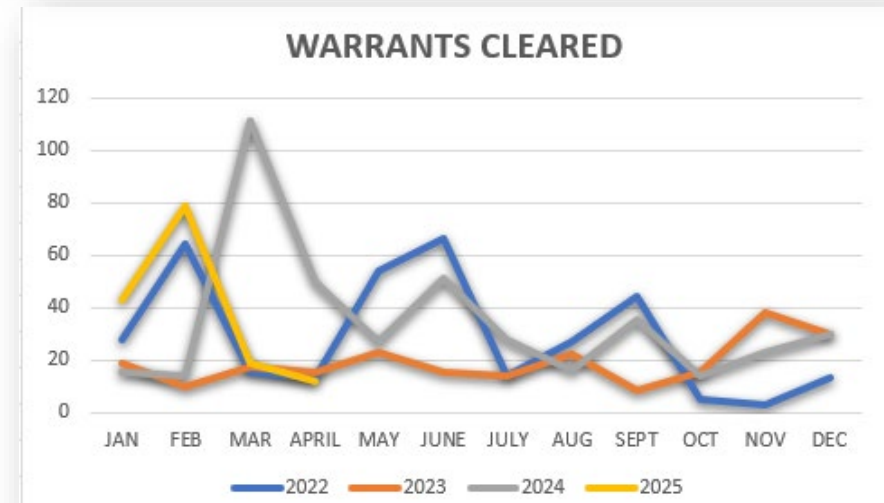
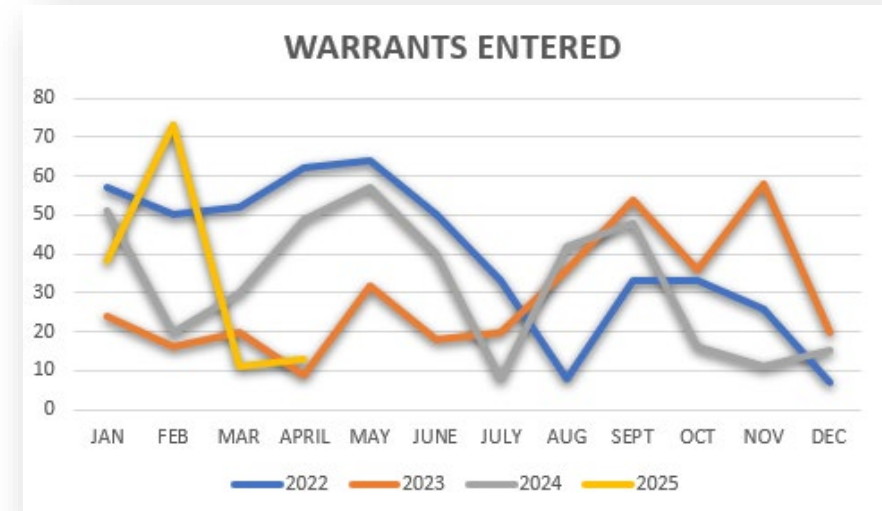
## APRIL TOTAL ARRESTS



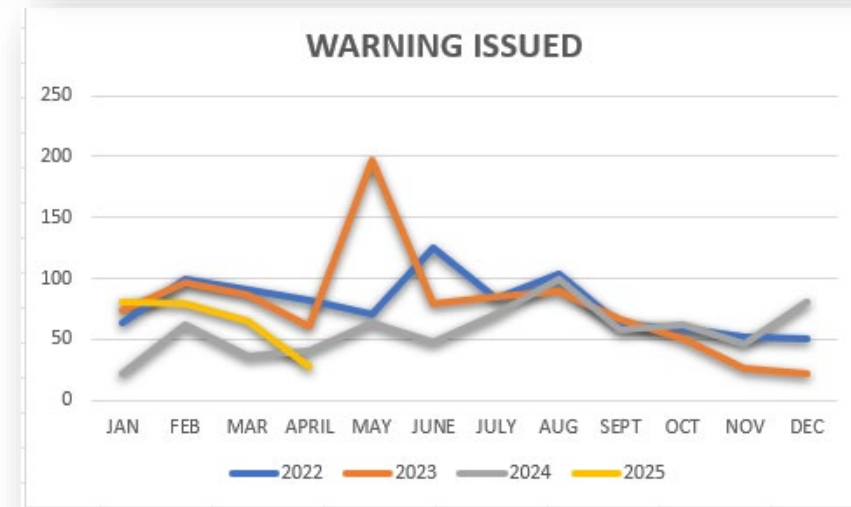
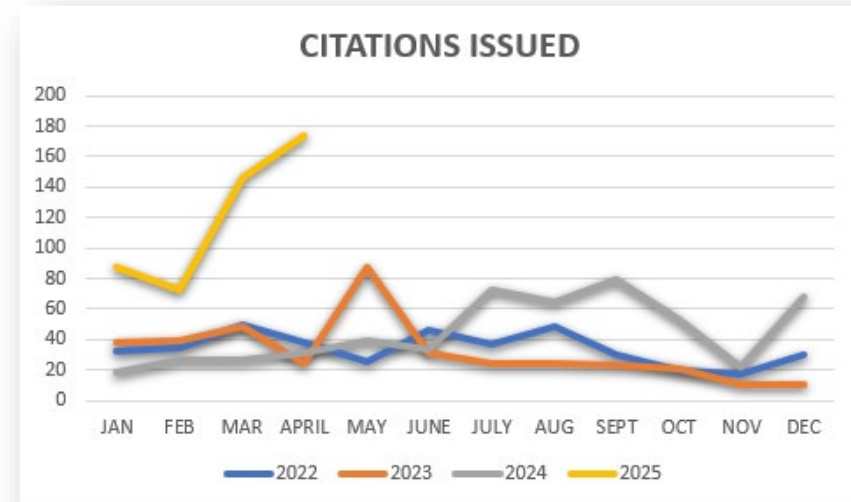
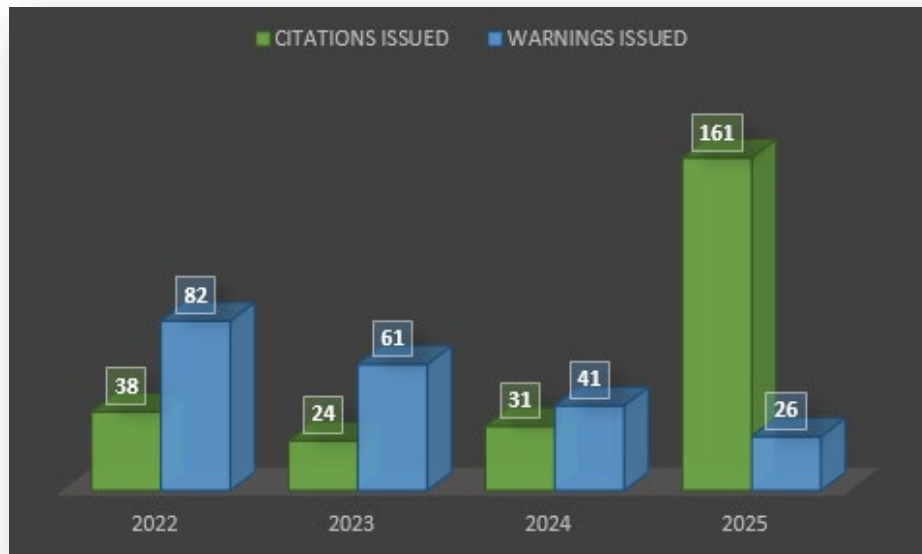
|      | ARRESTS |
|------|---------|
| 2025 | 18      |
| 2024 | 12      |
| 2023 | 22      |
| 2022 | 9       |



# APRIL WARRANTS



# APRIL CITATIONS & WARNINGS





| CALL TYPE                  |            |          |
|----------------------------|------------|----------|
|                            | CITY       | COUNTY   |
| AGGRESSIVE                 | 5          |          |
| BITE                       | 1          | 2        |
| CARCASS                    | 15         |          |
| INJURED/SICK               | 1          |          |
| RETURNED TO OWNER IN FIELD | 3          |          |
| RUNNING AT LARGE           | 32         |          |
| NUISANCE/COMPLAINT         |            |          |
| WELFARE CHECK              | 8          |          |
| OTHER                      | 56         |          |
| <b>TOTAL</b>               | <b>121</b> | <b>2</b> |

**APRIL  
ANIMAL  
CONTROL**

**TOTAL CALLS: 123**

# APRIL

## ANIMAL CONTROL

| SHELTER INTAKE                |           |          |
|-------------------------------|-----------|----------|
|                               | CITY      | COUNTY   |
| STRAY/RUNNING AT LARGE        | 30        | 1        |
| SEIZED BY LAW                 |           | 1        |
| OWNER SURRENDER               |           |          |
| RABIES QUARANTINE OBSERVATION | 2         | 1        |
| <b>TOTAL</b>                  | <b>32</b> | <b>3</b> |

| RABIES QUARANTINE OBSERVATION |          |          |
|-------------------------------|----------|----------|
|                               | CITY     | COUNTY   |
| HOME QUARANTINE               |          |          |
| SHELTER QUARANTINE            | 1        | 2        |
| <b>TOTAL</b>                  | <b>1</b> | <b>2</b> |

| TOTAL IN SHELTER AT END OF MONTH |           |
|----------------------------------|-----------|
| CITY                             | 18        |
| COUNTY                           | 1         |
| CITY QUARANTINE                  | 2         |
| COUNTY QUARANTINE                | 1         |
| <b>TOTAL</b>                     | <b>22</b> |

| LEFT THE SHELTER              |          |          |
|-------------------------------|----------|----------|
|                               | CITY     | COUNTY   |
| ADOPTED FROM SHELTER          | 1        | 1        |
| RECLAIMED BY OWNER            | 6        | 1        |
| RETURNED AFTER QUARANTINE     | 1        |          |
| TRANSFERRED TO RESCUE PARTNER |          |          |
| <b>TOTAL</b>                  | <b>8</b> | <b>2</b> |

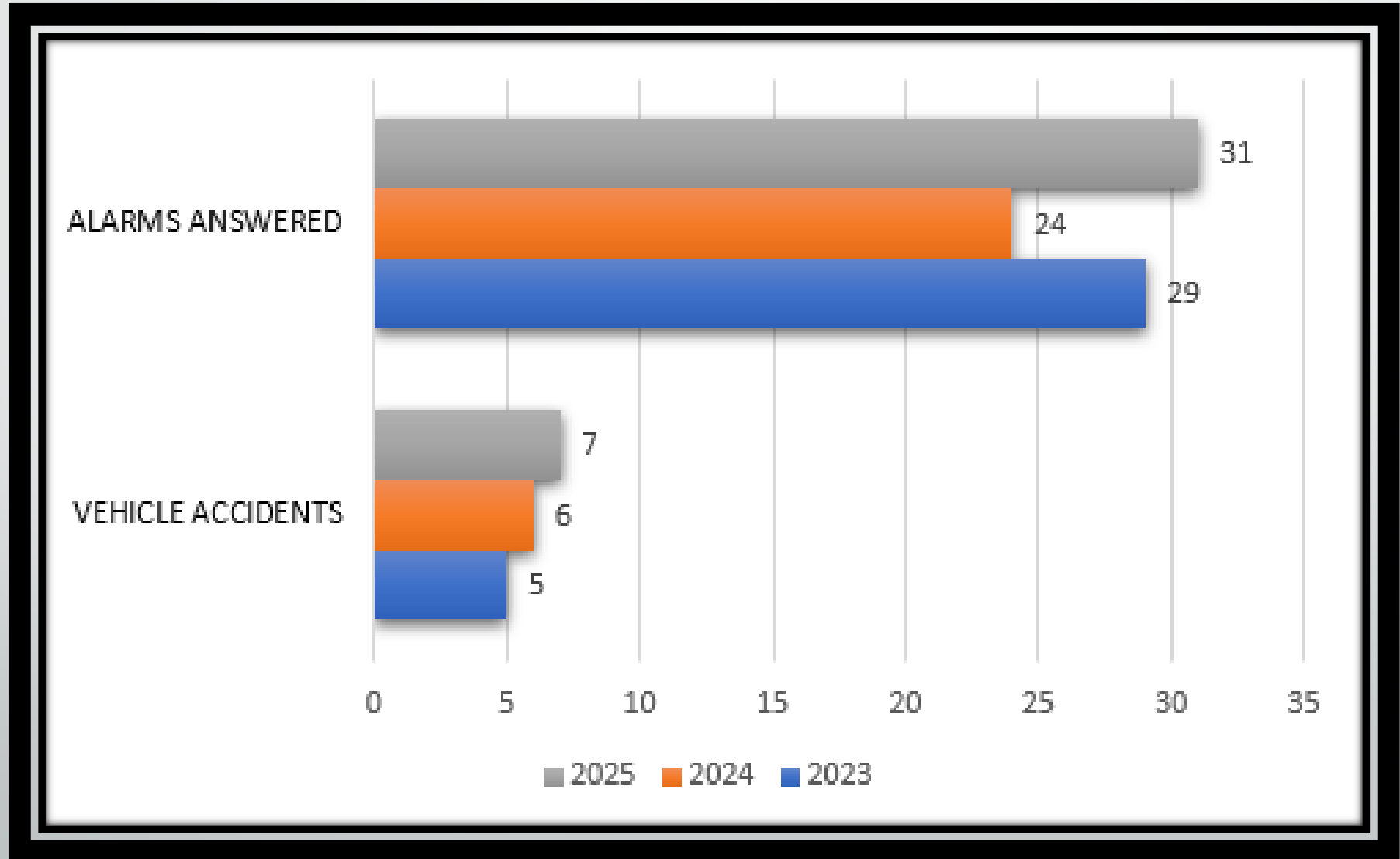
| HUMANE EUTHANASIA |           |          |
|-------------------|-----------|----------|
|                   | CITY      | COUNTY   |
| BEHAVIORAL        | 12        | 1        |
| MEDICAL           |           |          |
| OWNER SURRENDER   | 1         |          |
| <b>TOTAL</b>      | <b>13</b> | <b>1</b> |

|                          |    |
|--------------------------|----|
| CITATIONS ISSUED         | 57 |
| WARNING ISSUED           | 6  |
| CASES IN MUNICIPAL COURT | 2  |

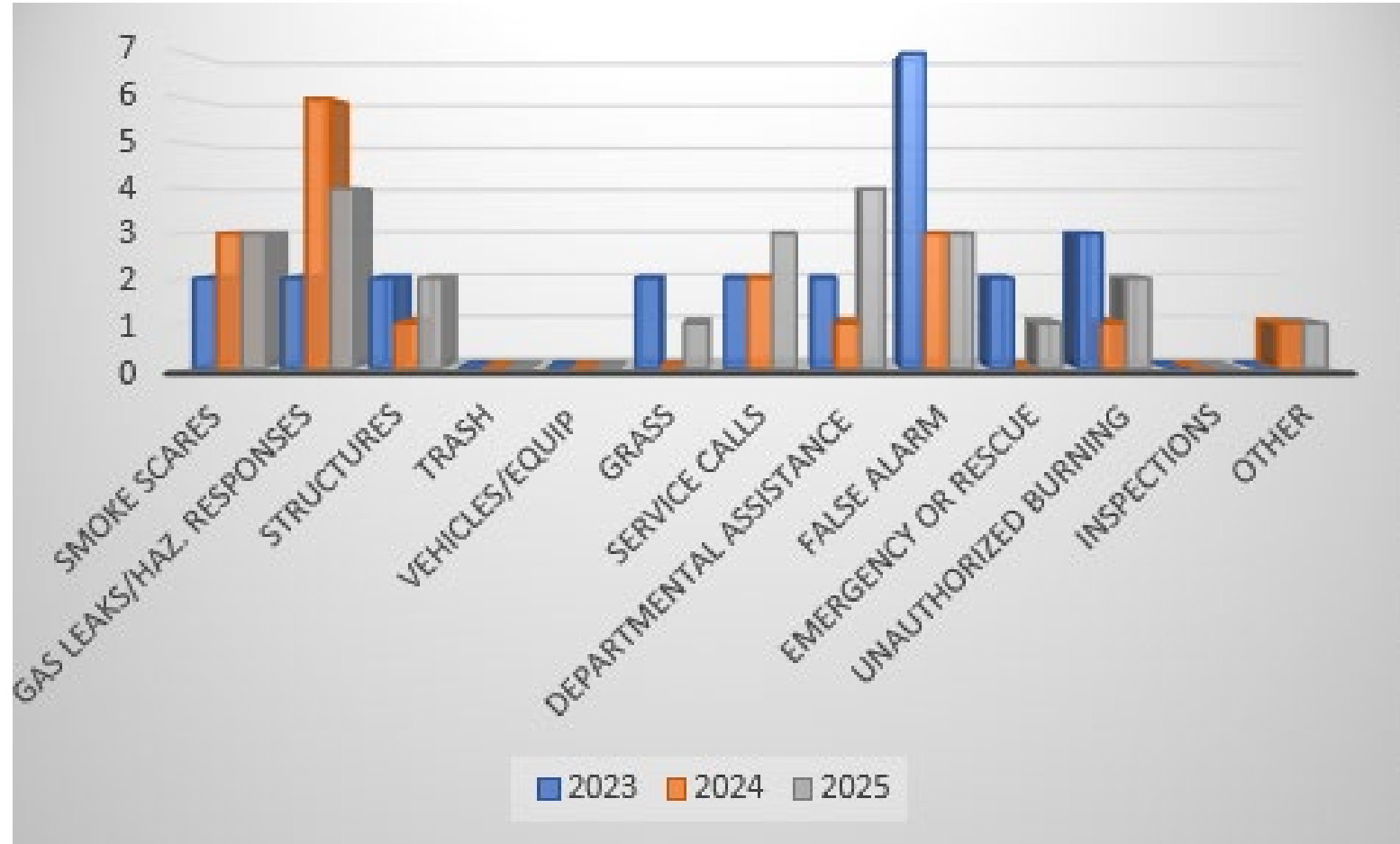




# APRIL



# APRIL CALLS FOR SERVICE



## WATER USAGE (GAL)





# PARKS & CEMETERY





## Parks and Rec-2024-2025



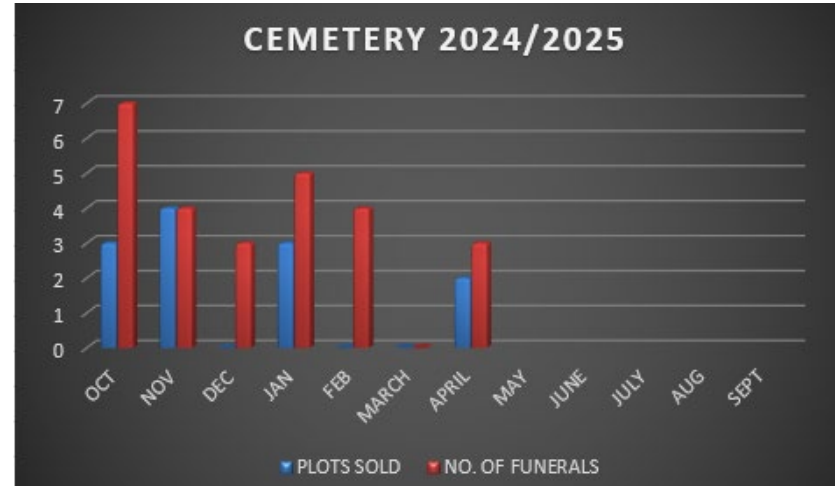
5 rentals

1 event: City-Wide Easter Egg Hunt

Mowing and weed eating

Prepared Park for Frontier Days

Getting pool ready to open



3 funerals

2 cremation spots sold \$150.00 each

Mowing and weed eating

Help in park for frontier days

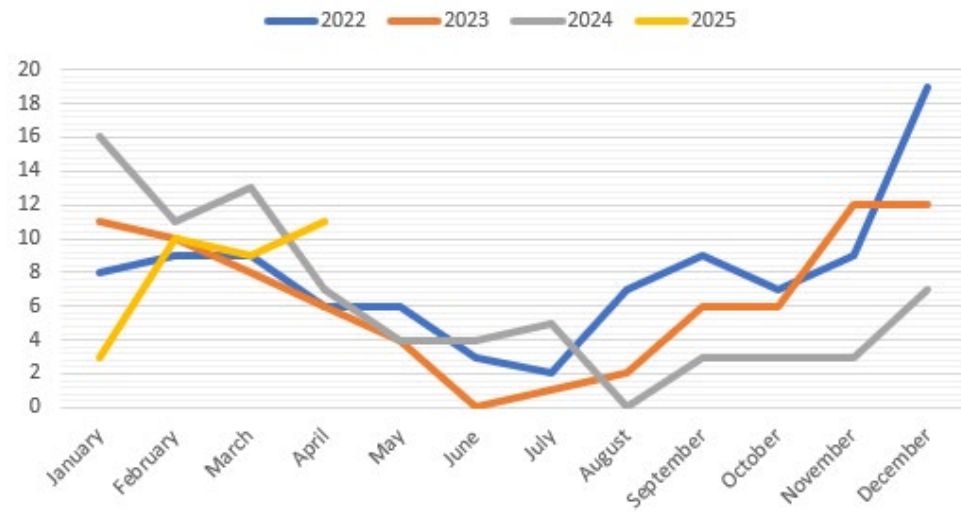
# CEMETERY

PUBLIC WORKS

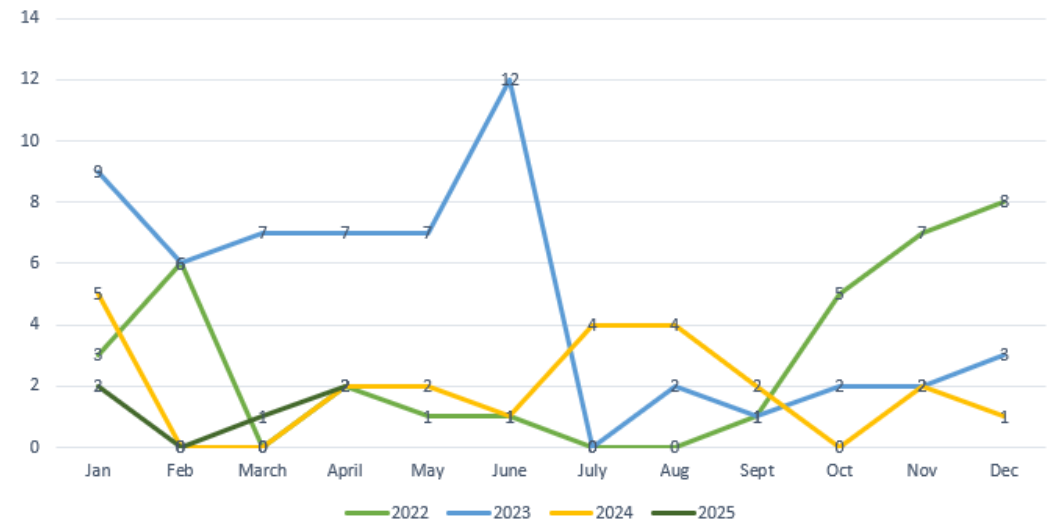


DEPARTMENT

## SEWER STOPPAGES



## Meter Leak Report



## WATER LEAKS

