



# DEPARTMENTAL REPORTS

**MARCH 2025**

105 N. Rose Ave.  
Breckenridge, TX 76424  
254.559.8287  
[www.breckenridgetx.gov](http://www.breckenridgetx.gov)

# Finance

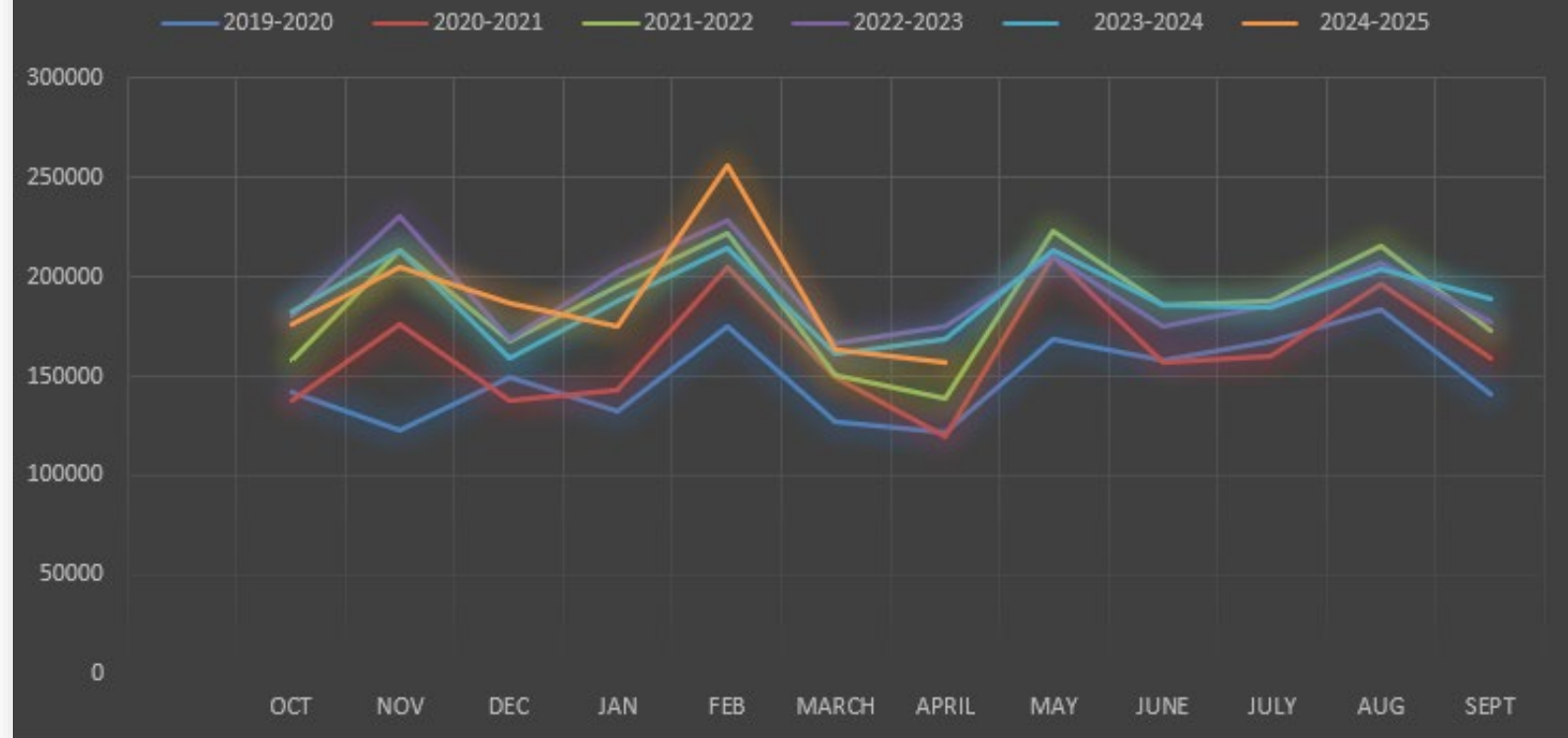
## Bank Statement Balances

	Account Name	Balances as of Mar. 2024	Balances as of Mar. 2025
1001	GENERAL FUND	\$ 2,569,773.32	\$ 2,902,044.25
1013	ARSON FUND	\$ 509.89	\$ 509.89
1014	FEDERAL TAX & LOAN	\$ 27,576.82	\$ 81.72
1001	WATER FUND	\$ 1,645,116.32	\$ 1,882,670.01
1001	WASTEWATER FUND	\$ 1,136,344.72	\$ 1,310,338.41
1001	SANITATION	\$ 9,293.79	\$ 81,372.76
1001	FIRE DEPT. SPECIAL	\$ 7,880.49	\$ 6,772.55
1001	FORFEITED PROPERTY	\$ 1,479.40	\$ 1,483.50
1002	PAYROLL FUND	\$ 31,466.10	\$ 34,243.96
1001	EQUIP. REPLACEMENT FUND	\$ 434,537.45	\$ 386,688.85
1001	STREET MAINTENANCE	\$ 165,265.79	\$ 429,126.50
1001	BRECKENRIDGE PARK FUND	\$ 10,487.25	\$ 10,047.20
1001	POLICE DEPT. SPECIAL	\$ 13,628.50	\$ 13,666.12
1001	Excess Sales Tax Revenue	\$ 17,651.63	\$ 17,700.39
1001	Breck Trade Days	\$ 39,467.36	\$ 39,576.38
1051	CO 2017 A&B Sinking /Rd	\$ -	\$ -
1001	Water Capital Projects	\$ -	\$ (110,693.27)
1001	Wastewater Capital Projects	\$ -	\$ 164,314.28
1001	Capital Improvement Project	\$ 221,921.16	\$ 119,020.74
1058	GENERAL DEBT SERVICE FUND	\$ -	\$ -
1001	General Debt Service Fund P/C	\$ 754,589.95	\$ 465,932.53
1001	REVENUE DEBT SERVICE FUND	\$ 520,232.43	\$ 75,731.75
1025	Rescue Boat Donation	\$ 1,814.92	\$ 1,819.45
1073	CWSRF LF1001492	\$ 3.02	\$ 80,003.02
1076	CWSRF LF1001492 ESCROW	\$ 1,206,670.72	\$ 1,150,800.01
1056	CWSRF CO 2022A L1001491	\$ 1.00	\$ 1.00
1074	CWSRF CO 2022A L1001491 ESCROW	\$ 959,514.38	\$ 1,006,092.18
1072	CWSRF CO 2022A L1001426	\$ 1.00	\$ 1.00
1075	CWSRF CO 2022A L1001426 ESCROW	\$ 2,032,144.20	\$ 2,130,790.79
1071	DWSRF LF1001495	\$ 2.10	\$ 4.27
1079	DWSRF LF1001495 ESCROW	\$ 1,320,297.01	\$ 1,178,924.10
1070	DWSRF CO 2022B L1001493	\$ 1.00	\$ 1.00
1078	DWSRF CO 2022B L1001493 ESCROW	\$ 1,384,829.34	\$ 1,452,053.27
1057	DWSRF CO 2022B L1001494	\$ 1.00	\$ 1.00
1077	DWSRF CO 2022B L1001494 ESCROW	\$ 970,703.01	\$ 1,017,824.02
1010	LOGIC CO 2023	\$ 8,267,878.45	\$ 5,188,607.81
	<b>TOTAL - ALL FUNDS</b>	<b>\$ 23,751,083.52</b>	<b>\$ 21,037,551.44</b>

# Fiscal Year Sales Tax Revenue Received

MONTH RECEIVED	2019-2020	2020-2021	2021-2022	2022-2023	2023-2024	2024-2025
OCT	\$142,235.00	\$138,040.00	\$157,493.00	\$180,530.00	\$182,914.00	\$ 176,173.38
NOV	\$122,415.00	\$176,091.00	\$213,510.00	\$230,739.00	\$214,002.00	\$ 205,342.24
DEC	\$149,000.00	\$138,215.00	\$167,667.00	\$169,037.00	\$158,898.22	\$ 186,724.15
JAN	\$132,144.00	\$142,770.00	\$195,423.00	\$203,137.00	\$188,303.76	\$ 175,492.04
FEB	\$175,232.00	\$204,822.00	\$222,525.00	\$228,165.00	\$214,081.01	\$ 256,722.47
MARCH	\$127,285.00	\$149,849.00	\$150,395.00	\$166,133.00	\$161,140.16	\$ 163,877.32
APRIL	\$121,607.00	\$119,118.00	\$138,407.00	\$175,455.75	\$169,163.15	\$ 157,154.10
MAY	\$168,693.00	\$210,823.00	\$222,804.00	\$210,071.22	\$213,927.83	
JUNE	\$158,145.00	\$157,037.00	\$185,695.00	\$175,128.00	\$185,557.61	
JULY	\$167,474.00	\$160,631.00	\$187,757.00	\$185,736.00	\$184,363.32	
AUG	\$183,855.00	\$196,582.00	\$215,658.00	\$206,710.00	\$203,593.65	
SEPT	\$141,151.17	\$158,558.00	\$172,552.00	\$177,704.00	\$188,524.22	
TOTAL	\$1,789,236.17	\$1,952,536.00	\$2,229,886.00	\$2,308,545.97	\$2,264,468.93	\$ 1,321,485.70

### Sales Tax History



# SECURITIES PLEDGED

The following shows the calculation of deposit coverage for the deposits of The City of Breckenridge held in

Clear Fork Bank on: March 26, 2025

and securities pledged as of: March 26, 2025

Checking account balances:	\$	7,888,818.63
CD balances:	\$	-
Total on deposit:	\$	<u>7,888,818.63</u>

FDIC Insurance coverage:		
Checking account balances:	\$	250,000.00
CD balances:	\$	-
	\$	<u>250,000.00</u>

Total Deposit balance		
less FDIC coverage:	\$	<u>7,638,818.63</u>

Securities pledged at market value:	\$	<u>8,632,876.26</u>
-------------------------------------	----	---------------------

Excess securities pledged:	\$	<u>994,057.63</u>
----------------------------	----	-------------------

## 2023 CO BOND

BOND  
AMOUNT

•\$8,641,984.74

BANK  
TRANSFERS

•\$3,608,190.00

TOTAL  
INTEREST  
EARNED

•\$637,225.96

CURRENT  
BALANCE

•\$5,671,020.70

# 2023 CO BOND-LOGIC PROJECT EXPENDITURES

## STREETS

\$3,068,019.23

## PARK IMPROVEMENT

\$742,833.17

## FACILITIES IMPROVEMENT

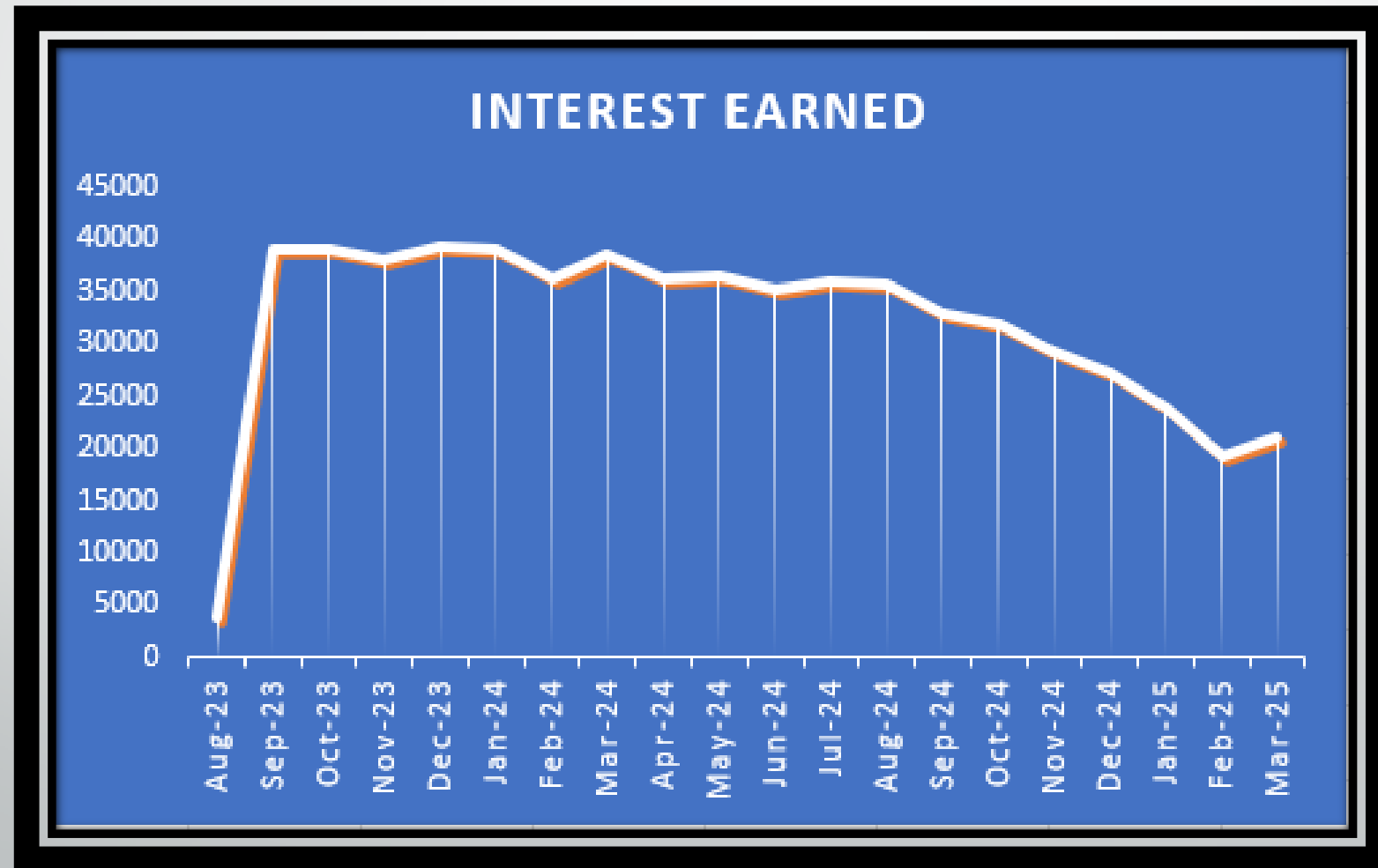
\$279,118.76



# 2023 CO BOND-LOGIC INTEREST EARNED

**MARCH 2025: \$20,904.71**

**TOTAL: \$637,225.96**



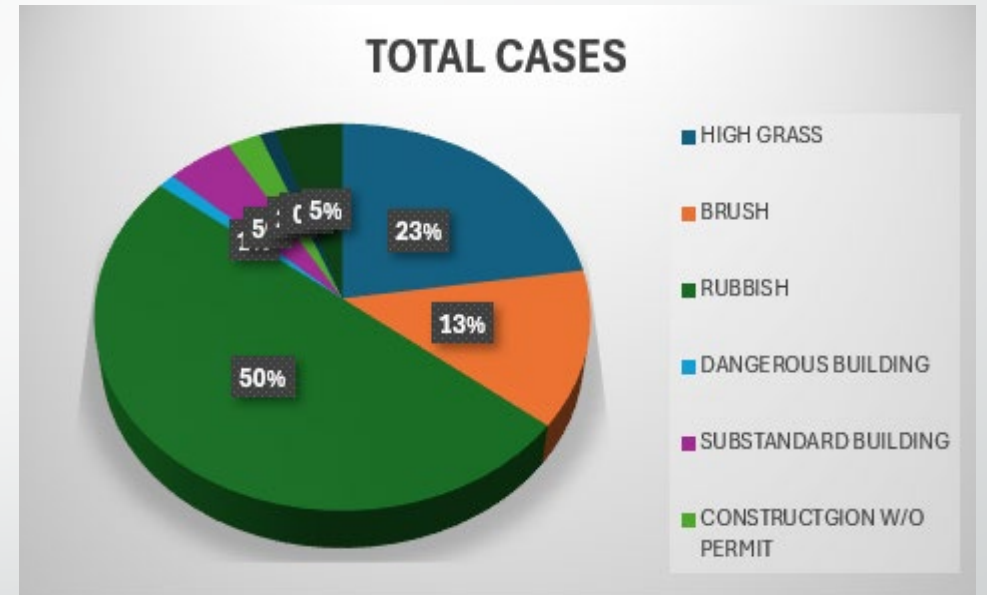
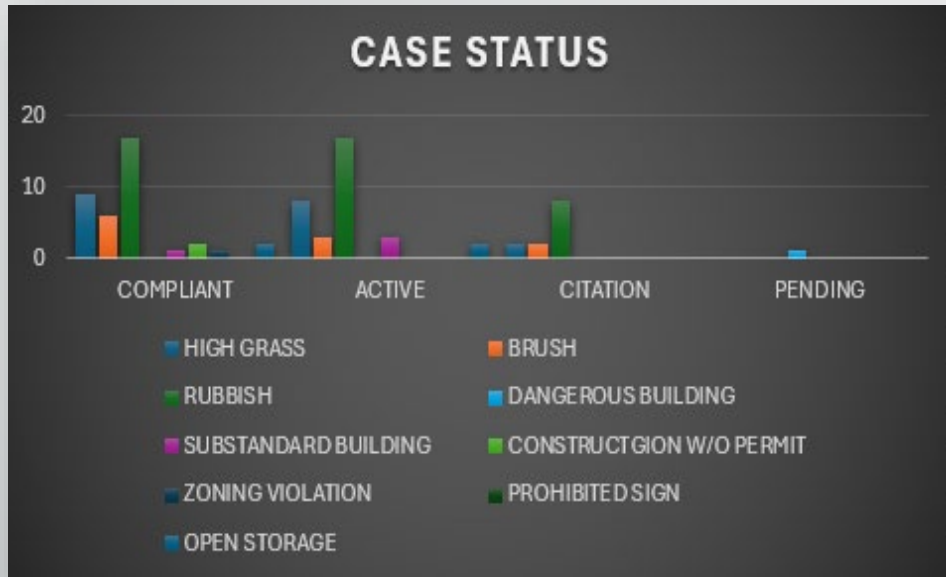


# BUILDING & DEVELOPMENT

MARCH 2025		FY 2024-2025
Permits Issued:		
Building	3	22
Roof	1	4
Fence, windows, siding, etc.	2	4
Sign	2	3
Mobile home	1	6
Certificate of Occupancy	0	3
Electrical	8	37
Plumbing	4	19
Gas line	5	19
Irrigation	0	0
HVAC	4	11
Moving	0	0
Demolition	0	0
P&Z	0	0
Variance	0	1
Prelim/final plat/replat	1 replat	2 replat
Solicitor/vendor	0	1
Beer/wine/liquor license	3	8
Gaming machine license	0	4
Food Mobile Unit	4	12
Fire alarm	0	2
Fire sprinkler	1	1

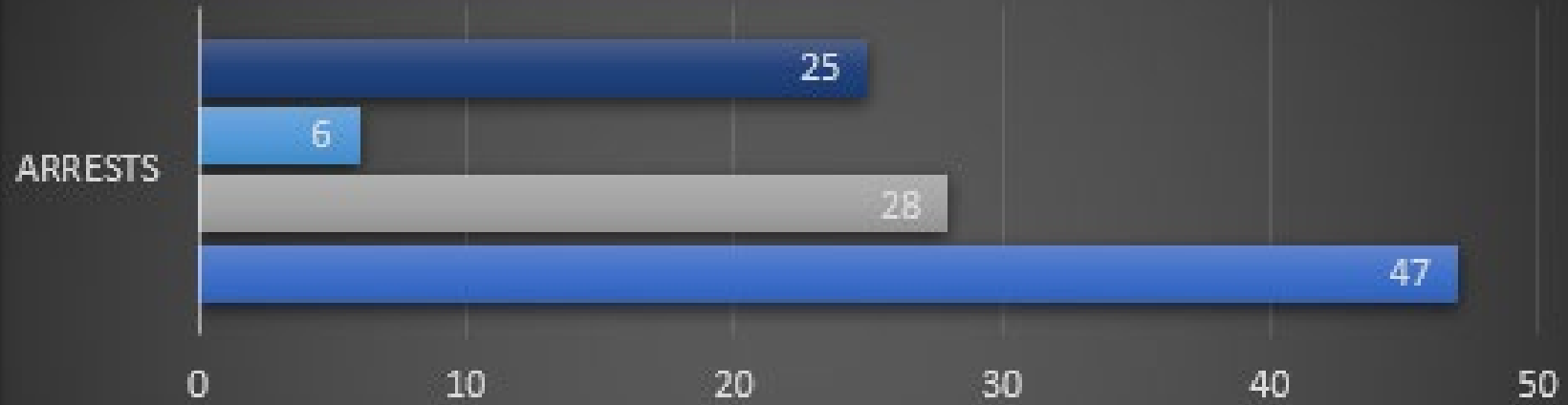
# CODE ENFORCEMENT

## MARCH 2025 CASES: 84





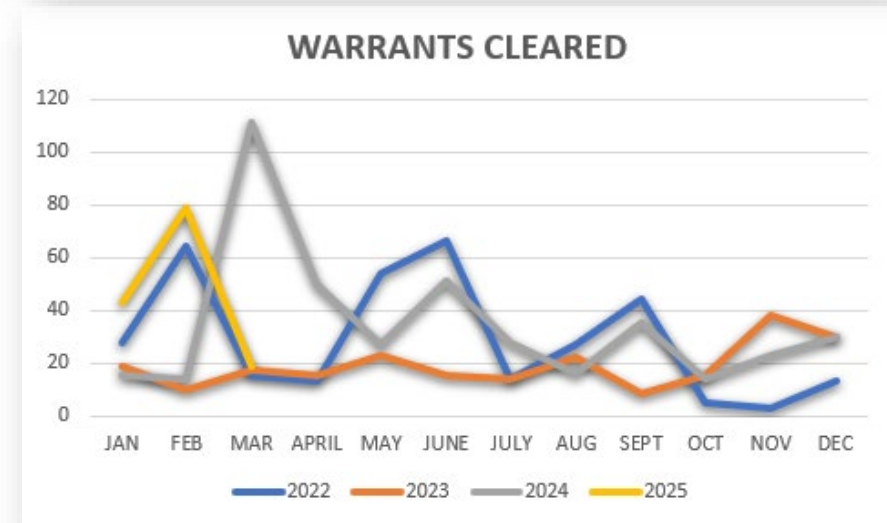
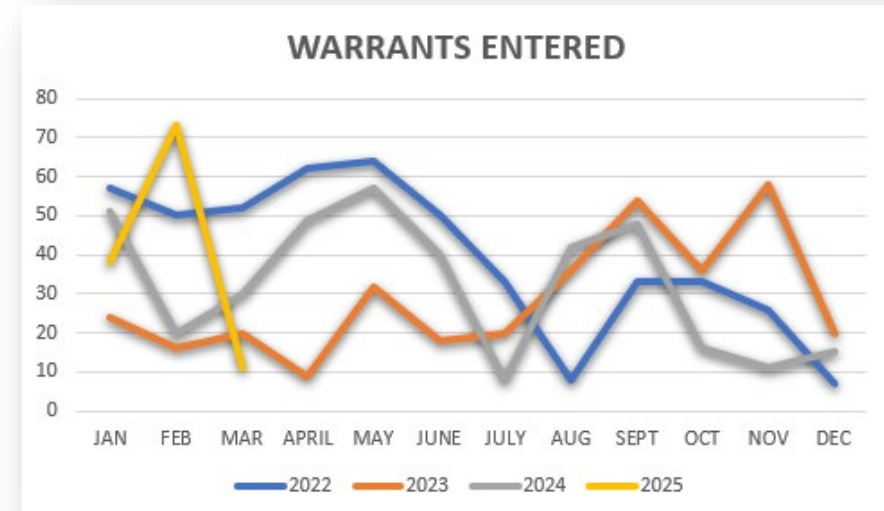
## MARCH TOTAL ARRESTS



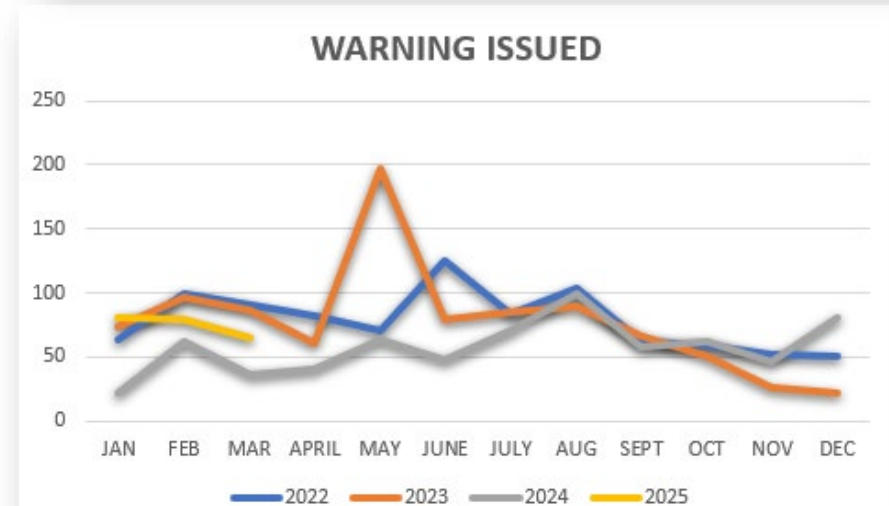
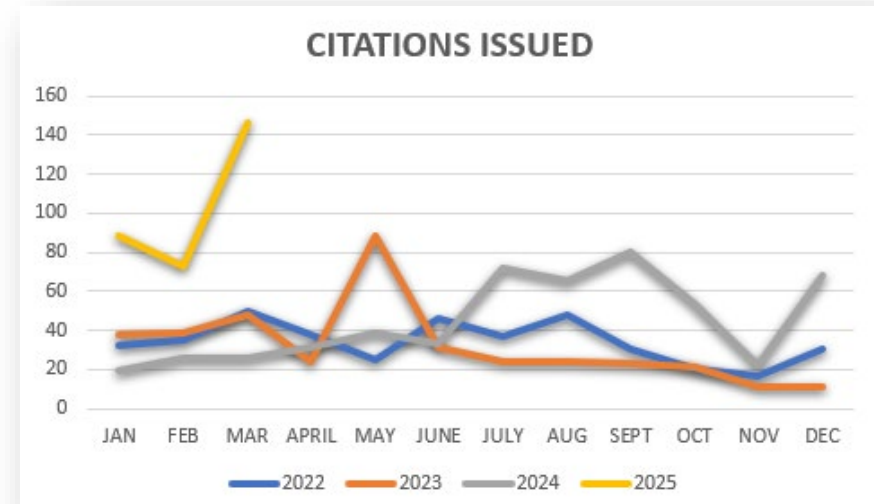
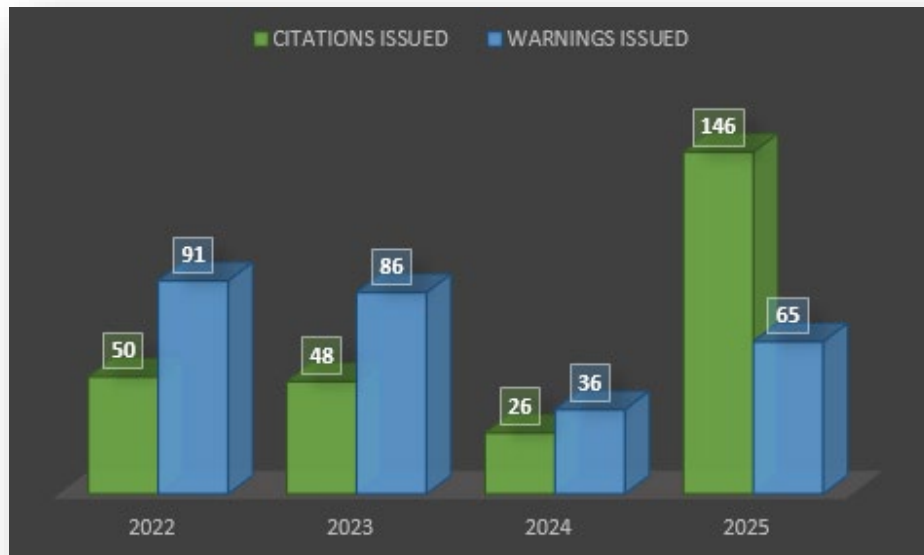
	ARRESTS
2025	25
2024	6
2023	28
2022	47

[illegible]

# MARCH WARRANTS



# MARCH CITATIONS & WARNINGS





CALL TYPE		
	CITY	COUNTY
AGGRESSIVE	4	0
BITE	3	0
CARCASS	10	0
INJURED/SICK	5	0
RETURNED TO OWNER IN FIELD	1	1
RUNNING AT LARGE	35	0
NUISANCE/COMPLAINT	1	0
WELFARE CHECK	12	0
OTHER	75	0
<b>TOTAL</b>	<b>146</b>	<b>1</b>

**MARCH  
ANIMAL  
CONTROL**

**TOTAL CALLS: 147**

# MARCH

## ANIMAL CONTROL

SHELTER INTAKE		
	CITY	COUNTY
STRAY/RUNNING AT LARGE	19	1
SEIZED BY LAW	0	2
OWNER SURRENDER	0	0
RABIES QUARANTINE OBSERVATION	3	0
<b>TOTAL</b>	<b>22</b>	<b>3</b>

RABIES QUARANTINE OBSERVATION		
	CITY	COUNTY
HOME QUARNTINE	1	0
SHELTER QUARANTINE	2	0
<b>TOTAL</b>	<b>3</b>	<b>0</b>

TOTAL IN SHELTER AT END OF MONTH		
CITY	19	
COUNTY	2	
CITY QUARANTINE	2	
COUNTY QUARANTINE		
<b>TOTAL</b>	<b>23</b>	

LEFT THE SHELTER		
	CITY	COUNTY
ADOPTED FROM SHELTER	3	1
RECLAIMED BY OWNER	12	1
RETURNED AFTER QUARANTINE	1	0
TRANSFERRED TO RESCUE PARTNER	2	0
<b>TOTAL</b>	<b>18</b>	<b>2</b>

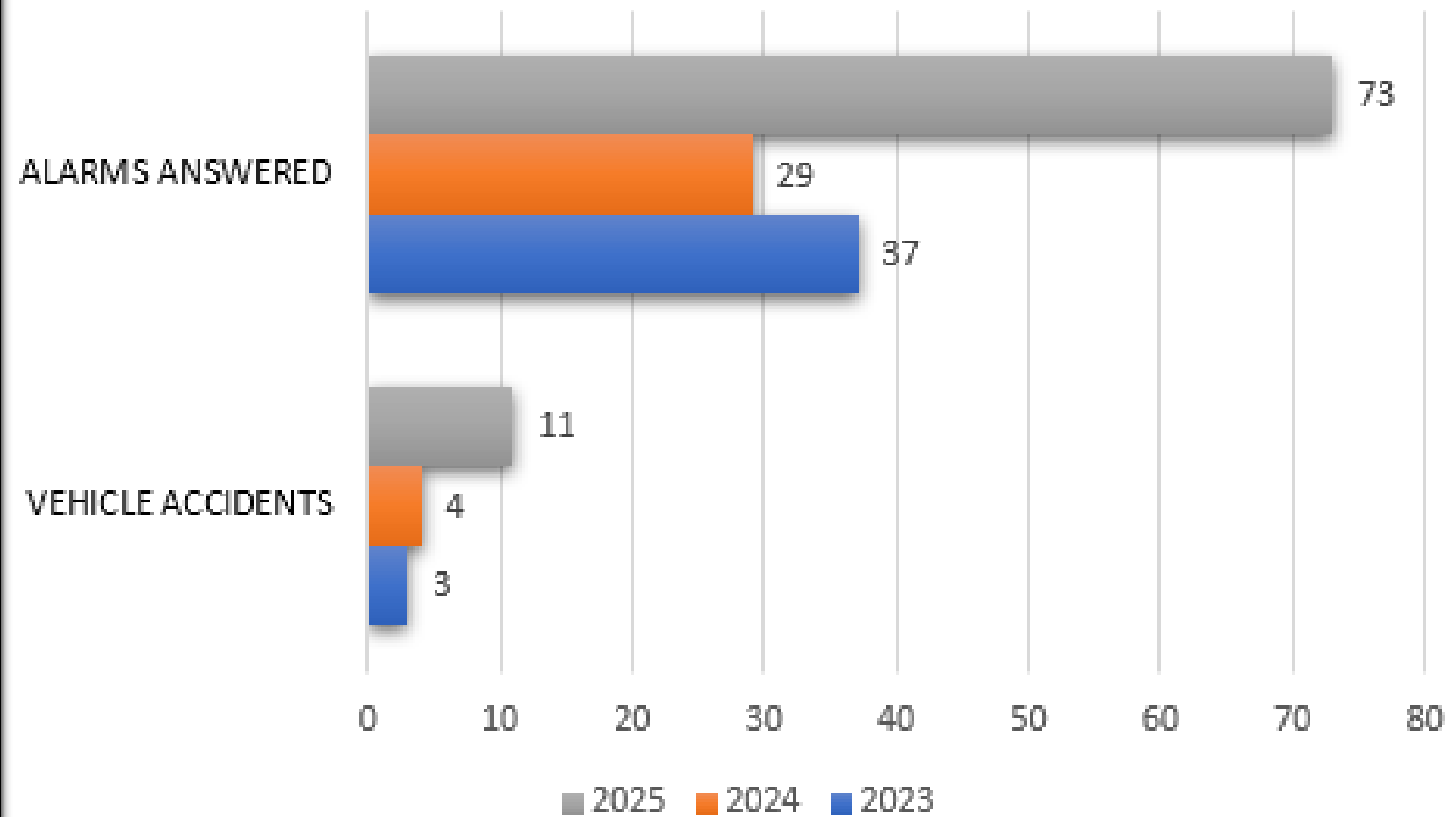
HUMANE EUTHANASIA		
	CITY	COUNTY
BEHAVIORAL	2	0
MEDICAL	0	0
OWNER SURRENDER	0	0
<b>TOTAL</b>	<b>2</b>	<b>0</b>

CITATIONS ISSUED	11
WARNING ISSUED	6
CASES IN MUNICIPAL COURT	1

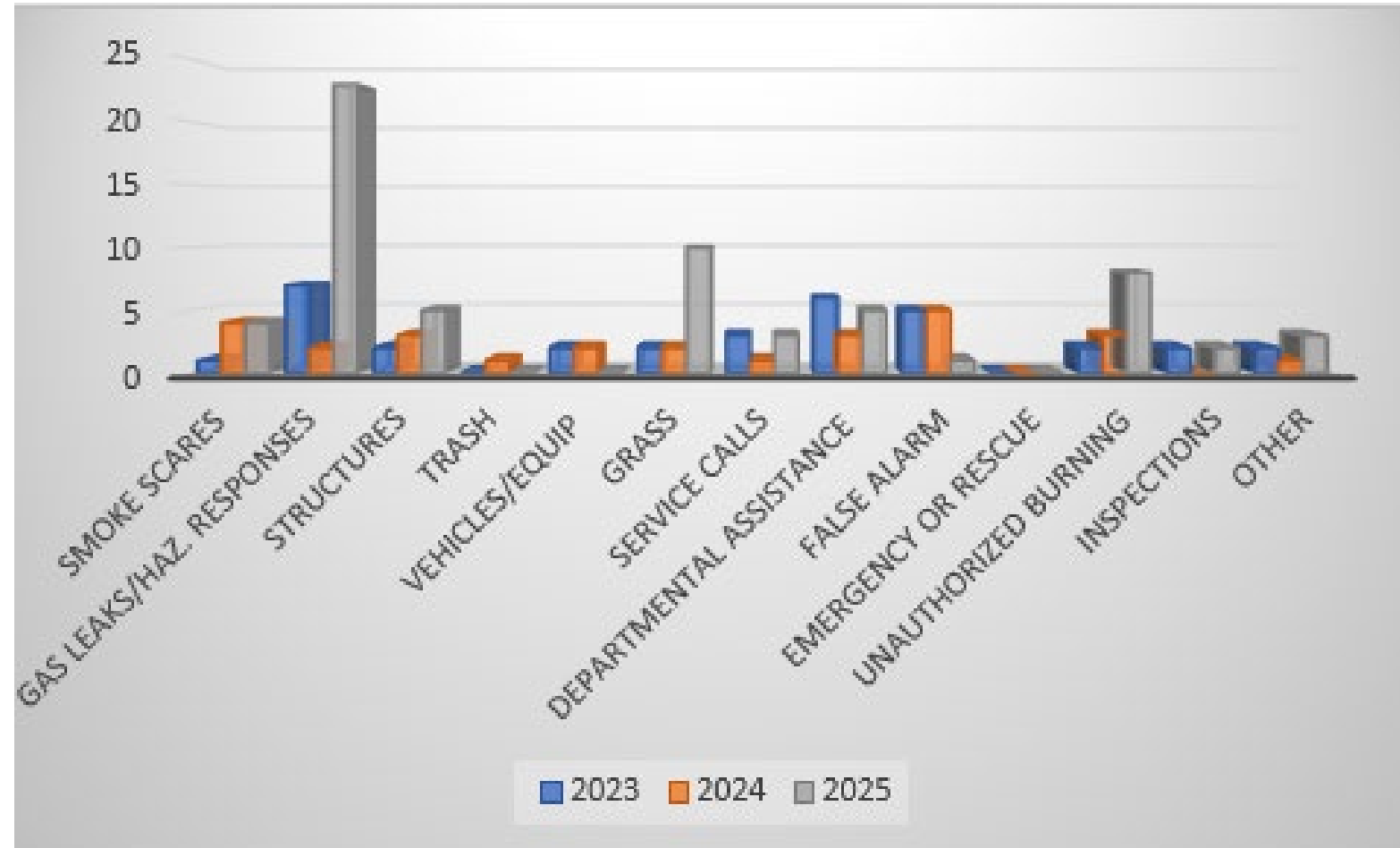




# MARCH



# MARCH CALLS FOR SERVICE



## WATER USAGE (GAL)






# PARKS & CEMETERY





## Parks and Rec-2024-2025



0 pavilion rentals

Maintaining all parks

Put up banners for Frontier Days

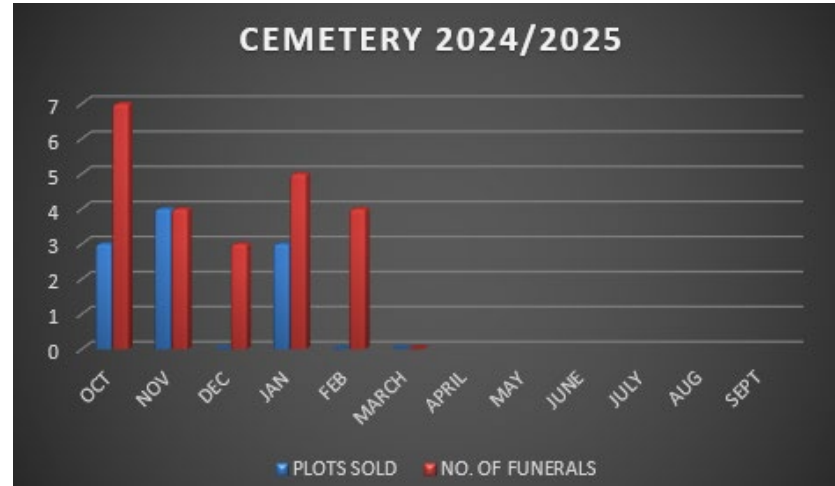
Getting park ready for Easter and Frontier Days

Maintaining Pool

Working on the community garden

Trimming Trees

Soccer has started



0 funerals to report

Leveling a small military stone

Mowing and weed-eating

Maintaining Cemetery

Maintaining equipment

Filling low spots and graves

Marked for new headstones

Donation of 31 chairs for the Cemetery chapel to replace some older worn ones

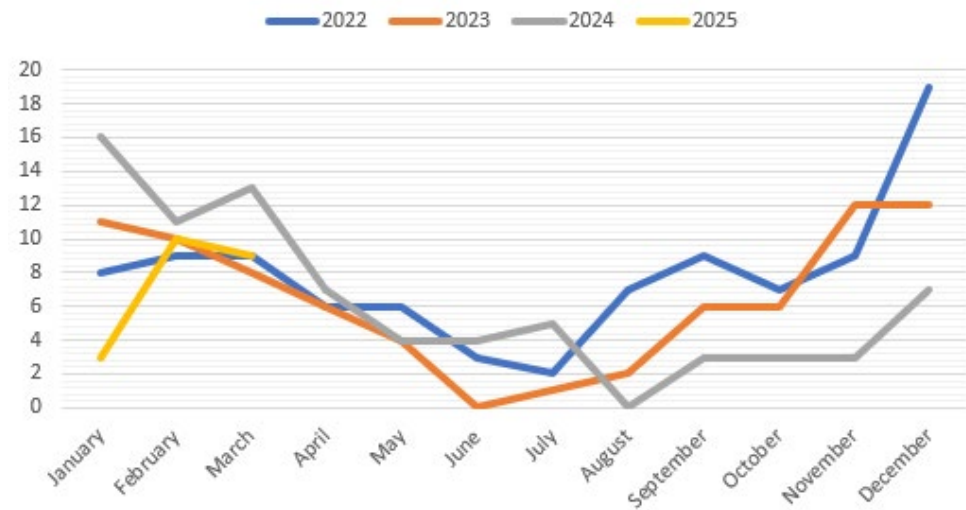
# CEMETERY

PUBLIC WORKS

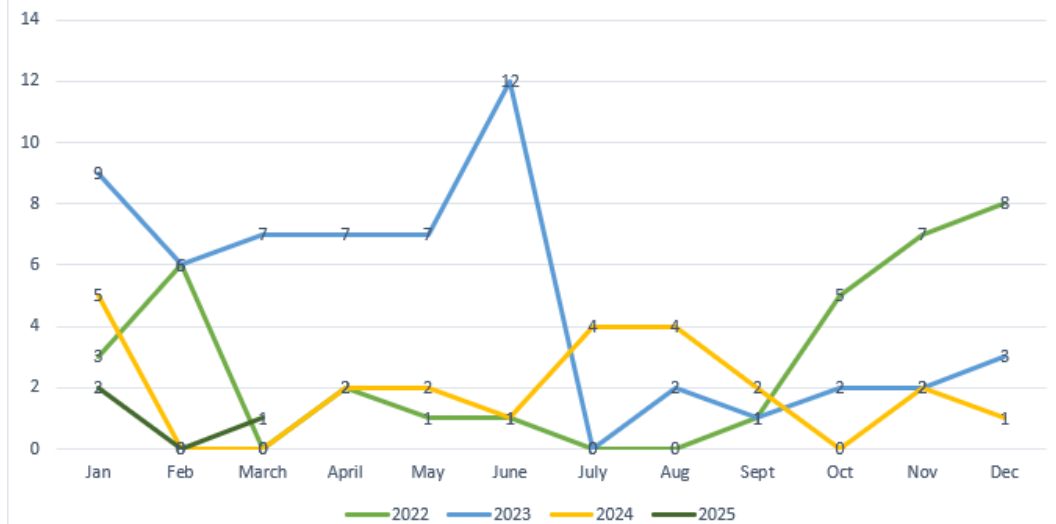


DEPARTMENT

## SEWER STOPPAGES



## Meter Leak Report



## WATER LEAKS

