



DEPARTMENTAL REPORTS

SEPTEMBER 2024

105 N. Rose Ave.
Breckenridge, TX 76424
254.559.8287
www.breckenridgetx.gov

Finance

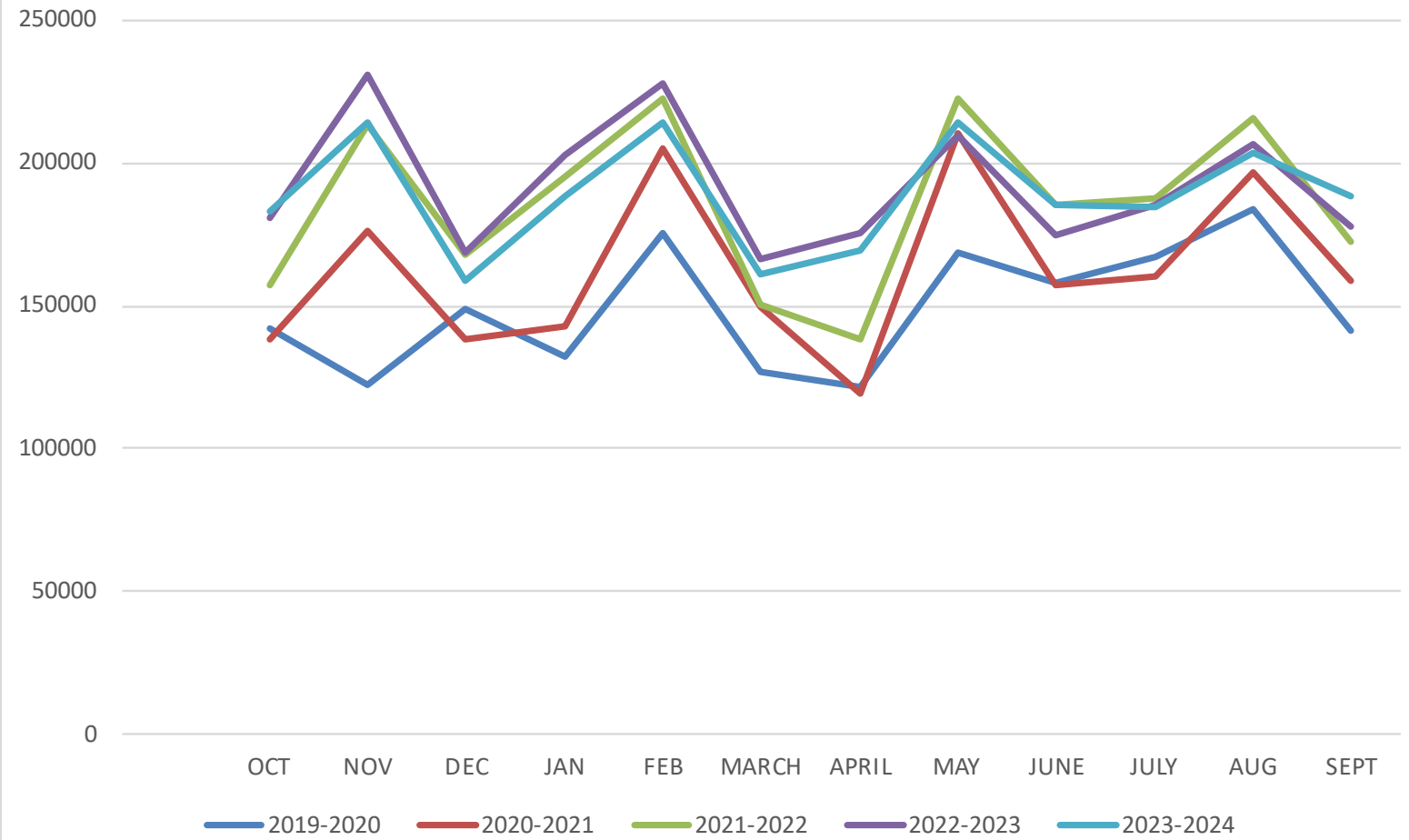
Bank Statement Balances

	Account Name	Balances as of Sept. 2023	Balances as of Sept. 2024
1001	GENERAL FUND	\$ 1,327,520.46	\$ 1,731,920.74
1013	ARSON FUND	\$ 509.89	\$ 509.89
1014	FEDERAL TAX & LOAN	\$ 81.09	\$ 81.49
1001	WATER FUND	\$ 1,501,235.18	\$ 1,920,208.62
1001	WASTEWATER FUND	\$ 1,054,129.38	\$ 1,388,457.11
1001	SANITATION	\$ 21,004.85	\$ (7,287.58)
1001	FIRE DEPT. SPECIAL	\$ 9,391.60	\$ 7,923.51
1001	FORFEITED PROPERTY	\$ 1,477.80	\$ 1,481.61
1002	PAYROLL FUND	\$ 27,245.25	\$ 32,691.65
1001	EQUIP. REPLACEMENT FUND	\$ 296,282.99	\$ 351,027.16
1001	STREET MAINTENANCE	\$ 50,447.63	\$ 321,248.56
1001	BRECKENRIDGE PARK FUND	\$ 9,611.87	\$ 9,637.48
1001	POLICE DEPT. SPECIAL	\$ 13,613.81	\$ 13,648.77
1001	Excess Sales Tax Revenue	\$ 17,632.62	\$ 17,677.90
1001	Breck Trade Days	\$ 39,424.83	\$ 39,526.11
1051	CO 2017 A&B Sinking /Rd	\$ 6,358.09	\$ -
1001	Water Capital Projects	\$ -	\$ (109,693.27)
1001	Wastewater Capital Projects	\$ -	\$ 164,314.28
1001	Capital Improvement Project	\$ 270,350.78	\$ (77,077.74)
1058	GENERAL DEBT SERVICE FUND	\$ 144,941.85	\$ -
1001	General Debt Service Fund P/C	\$ -	\$ 204,855.73
1001	REVENUE DEBT SERVICE FUND	\$ -	\$ 38,224.10
1025	Rescue Boat Donation	\$ 1,813.03	\$ 1,817.57
1073	CWSRF LF1001492	\$ 16,632.60	\$ 3.02
1076	CWSRF LF1001492 ESCROW	\$ 1,209,375.62	\$ 1,217,893.74
1056	CWSRF CO 2022A L1001491	\$ 1.00	\$ 1.00
1074	CWSRF CO 2022A L1001491 ESCROW	\$ 940,932.20	\$ 986,053.17
1072	CWSRF CO 2022A L1001426	\$ 1.00	\$ 1.00
1075	CWSRF CO 2022A L1001426 ESCROW	\$ 1,992,789.21	\$ 2,088,350.42
1071	DWSRF LF1001495	\$ 14,061.10	\$ 2.10
1079	DWSRF LF1001495 ESCROW	\$ 1,334,855.14	\$ 1,279,332.53
1070	DWSRF CO 2022B L1001493	\$ 1.00	\$ 1.00
1078	DWSRF CO 2022B L1001493 ESCROW	\$ 1,358,010.40	\$ 1,423,131.78
1057	DWSRF CO 2022B L1001494	\$ 1.00	\$ 1.00
1077	DWSRF CO 2022B L1001494 ESCROW	\$ 951,904.14	\$ 997,551.36
1010	LOGIC CO 2023	\$ 8,434,943.91	\$ 7,680,886.78
	TOTAL - ALL FUNDS	\$ 21,046,581.32	\$ 21,724,402.59

Fiscal Year Sales Tax Revenue Received

MONTH RECEIVED	2019-2020	2020-2021	2021-2022	2022-2023	2023-2024
OCT	\$ 142,235.00	\$ 138,040.00	\$ 157,493.00	\$ 180,530.00	\$ 182,914.00
NOV	\$ 122,415.00	\$ 176,091.00	\$ 213,510.00	\$ 230,739.00	\$ 214,002.00
DEC	\$ 149,000.00	\$ 138,215.00	\$ 167,667.00	\$ 169,037.00	\$ 158,898.22
JAN	\$ 132,144.00	\$ 142,770.00	\$ 195,423.00	\$ 203,137.00	\$ 188,303.00
FEB	\$ 175,232.00	\$ 204,822.00	\$ 222,525.00	\$ 228,165.00	\$ 214,081.01
MARCH	\$ 127,285.00	\$ 149,849.00	\$ 150,395.00	\$ 166,133.00	\$ 161,140.16
APRIL	\$ 121,607.00	\$ 119,118.00	\$ 138,407.00	\$ 175,455.75	\$ 169,163.00
MAY	\$ 168,693.00	\$ 210,823.00	\$ 222,804.00	\$ 210,071.22	\$ 213,927.83
JUNE	\$ 158,145.00	\$ 157,037.00	\$ 185,695.00	\$ 175,128.00	\$ 185,557.61
JULY	\$ 167,474.00	\$ 160,631.00	\$ 187,757.00	\$ 185,736.00	\$ 184,363.32
AUG	\$ 183,855.00	\$ 196,582.00	\$ 215,658.00	\$ 206,710.00	\$ 203,593.65
SEPT	\$ 141,151.17	\$ 158,558.00	\$ 172,552.00	\$ 177,704.47	\$ 188,524.22
TOTAL	\$ 1,789,236.17	\$ 1,952,536.00	\$ 2,229,886.00	\$ 2,308,546.44	\$ 2,264,468.02

Sales Tax History



SECURITIES PLEDGED

The following shows the calculation of deposit coverage for the deposits of The City of Breckenridge held in Clear Fork Bank on: September 26, 2024 and securities pledged as of: September 27, 2024

Checking account balances:	\$	6,466,866.10
CD balances:	\$	-
Total on deposit:	\$	<u>6,466,866.10</u>
FDIC Insurance coverage:		
Checking account balances:	\$	250,000.00
CD balances:	\$	-
	\$	<u>250,000.00</u>
Total Deposit balance		
less FDIC coverage:	\$	<u>6,216,866.10</u>
Securities pledged at par value:	\$	<u>7,643,976.11</u>
Excess securities pledged:	\$	<u>1,427,110.01</u>

2023 CO BOND

BOND
AMOUNT

• \$8,641,984.74

BANK
TRANSFERS

• \$1,445,646.00

TOTAL
INTEREST
EARNED

• \$484,548.04

CURRENT
BALANCE

• \$7,680,886.78

2023 CO BOND-LOGIC PROJECT EXPENDITURES

STREETS

\$526,308.00

PARK IMPROVEMENT

\$742,883.17

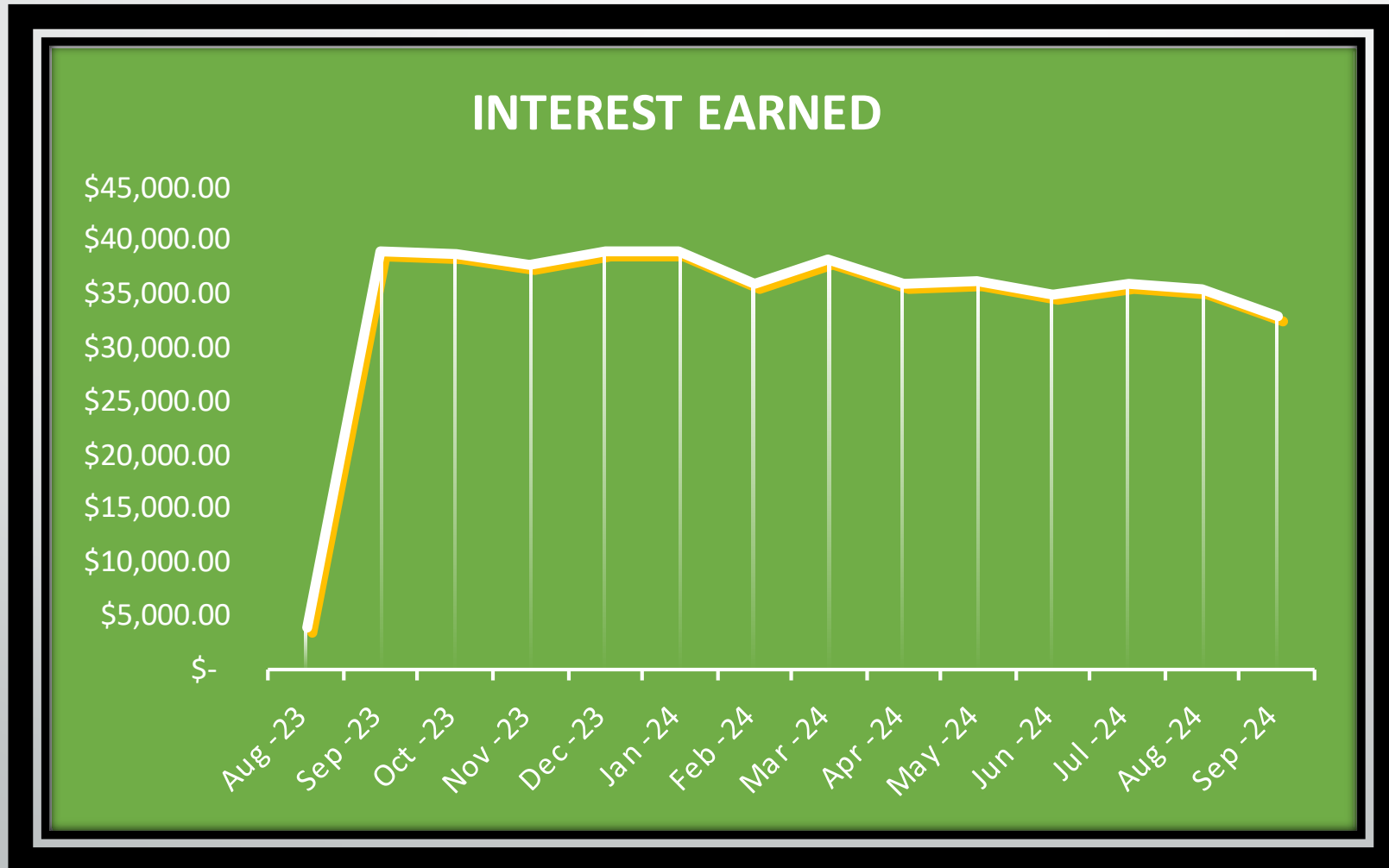
FACILITIES IMPROVEMENT

\$175,874.76

2023 CO BOND-LOGIC INTEREST EARNED

AUGUST 2024: \$32,950.58

TOTAL: \$484,548.04



BUILDING & DEVELOPMENT

SEPTEMBER 2024		FY 2023-2024
Permits Issued:		
Building	6	53
Roof	2	22
Fence, windows, siding, etc.	0	9
Sign	1	5
Mobile home	1	7
Certificate of Occupancy	1	9
Electrical	5	58
Plumbing	7	35
Gas line	2	31
Irrigation	0	2
HVAC	4	23
Moving	0	0
Demolition	0	1
P&Z	0	3
Variance	0	5
Prelim/final plat/replat	0	3
Solicitor/vendor	0	9
Beer/wine/liquor license	2	20
Gaming machine license	0	5
Food Mobile Unit	1	14
Fire alarm	0	0
Fire sprinkler	0	0

CODE ENFORCEMENT

Violations reported to Code Enforcement via email – 0

Violations reported to Code Enforcement via phone – 3

New violations cases opened – 7

High weeds & rubbish – 1314 W. 4th

High weeds – 2019 W. Walker

High weeds & rubbish – 105 N. Dairy

High weeds – 1001 N. Parks

Rubbish – 706 W. Williams

Rubbish – 900 W. Hulum

Rubbish – 901 W. Wheeler

Cases sent to Municipal Court – 3

Rubbish – 1406 E. Lindsey

High weeds – 1306 E. Lindsey

Rubbish – 3102 W. Walker

CODE ENFORCEMENT

Violations closed due to compliance – 2

High weeds – 1001 N. Parks

High weeds – 2019 W. Walker

Cases sent to Municipal Court – 0

Substandard homes ready for demolition by the city – 6

1305 W. 1st (city-owned)

601 N. Harvey (city-owned)

803 W. Hullum


513 S. Stoker

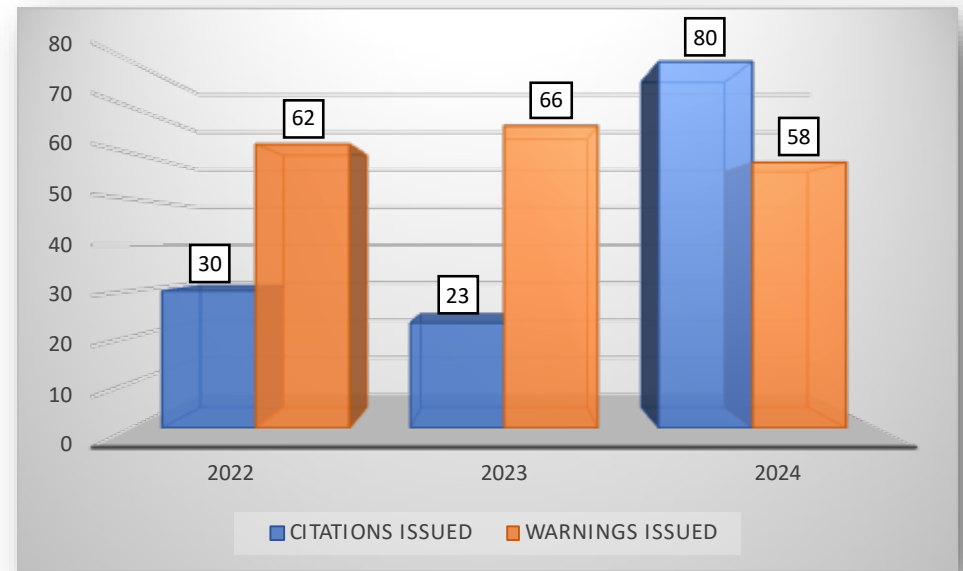
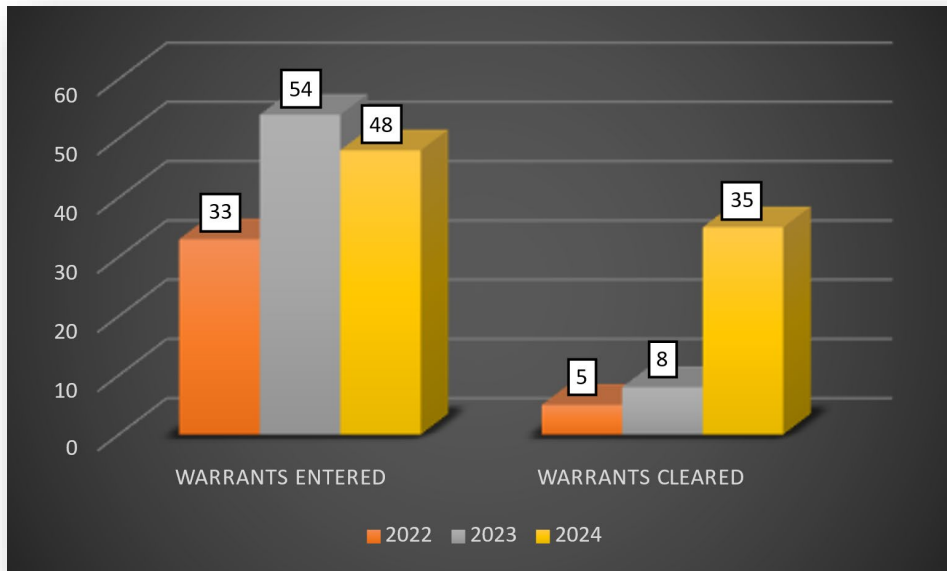
1214 W. 4th

919 N. Breckenridge Ave. (city-owned)



ARRESTS





ANIMAL CONTROL

TOTAL CALLS: 76

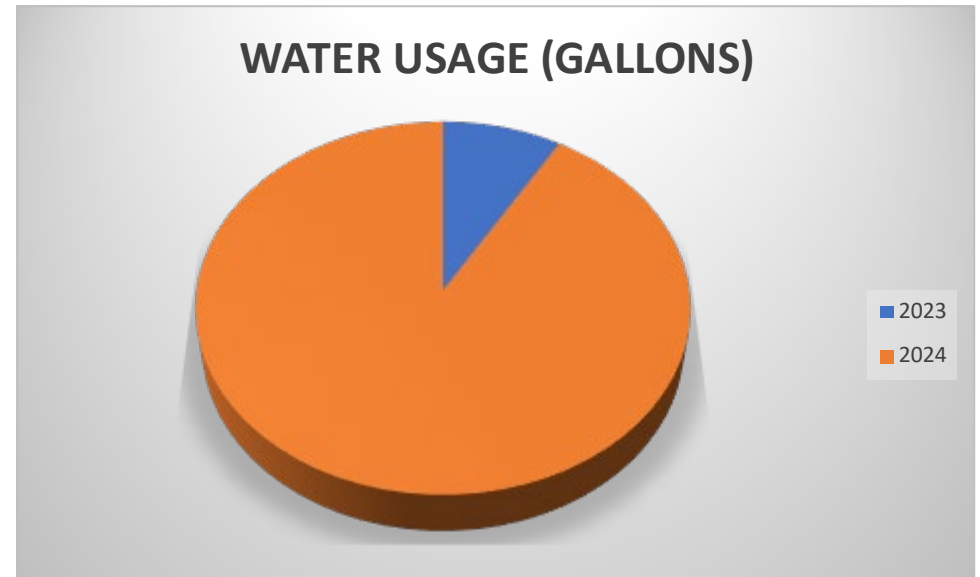
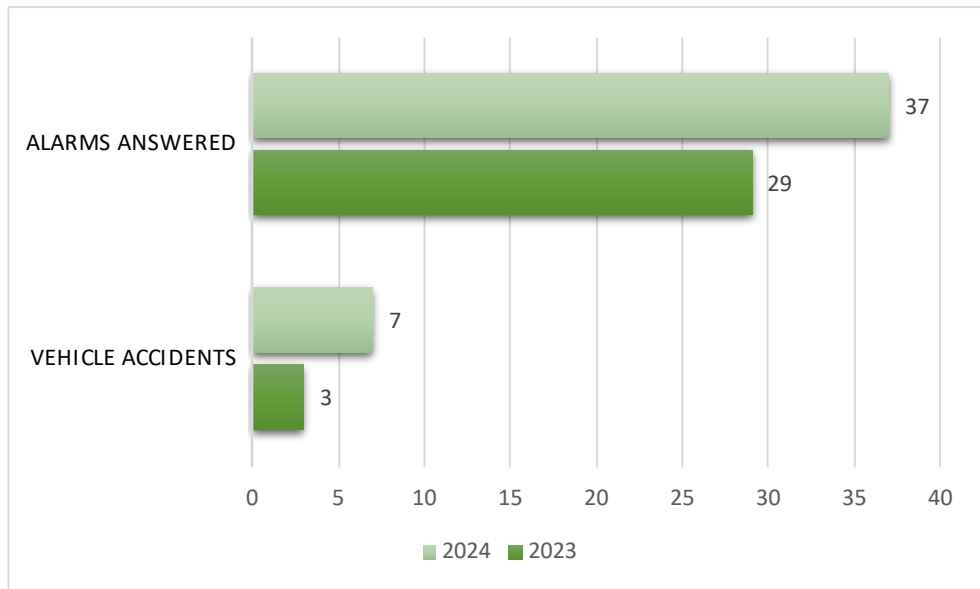
ANIMAL CARCASS 19	AT LARGE 30	AGGRESSIVE 6
FOLLOW UP 18	VIOL RABIES 5	INURED/SICK 3
CITATIONS 13	WARNINGS 3	SPAY/NEUTER 0

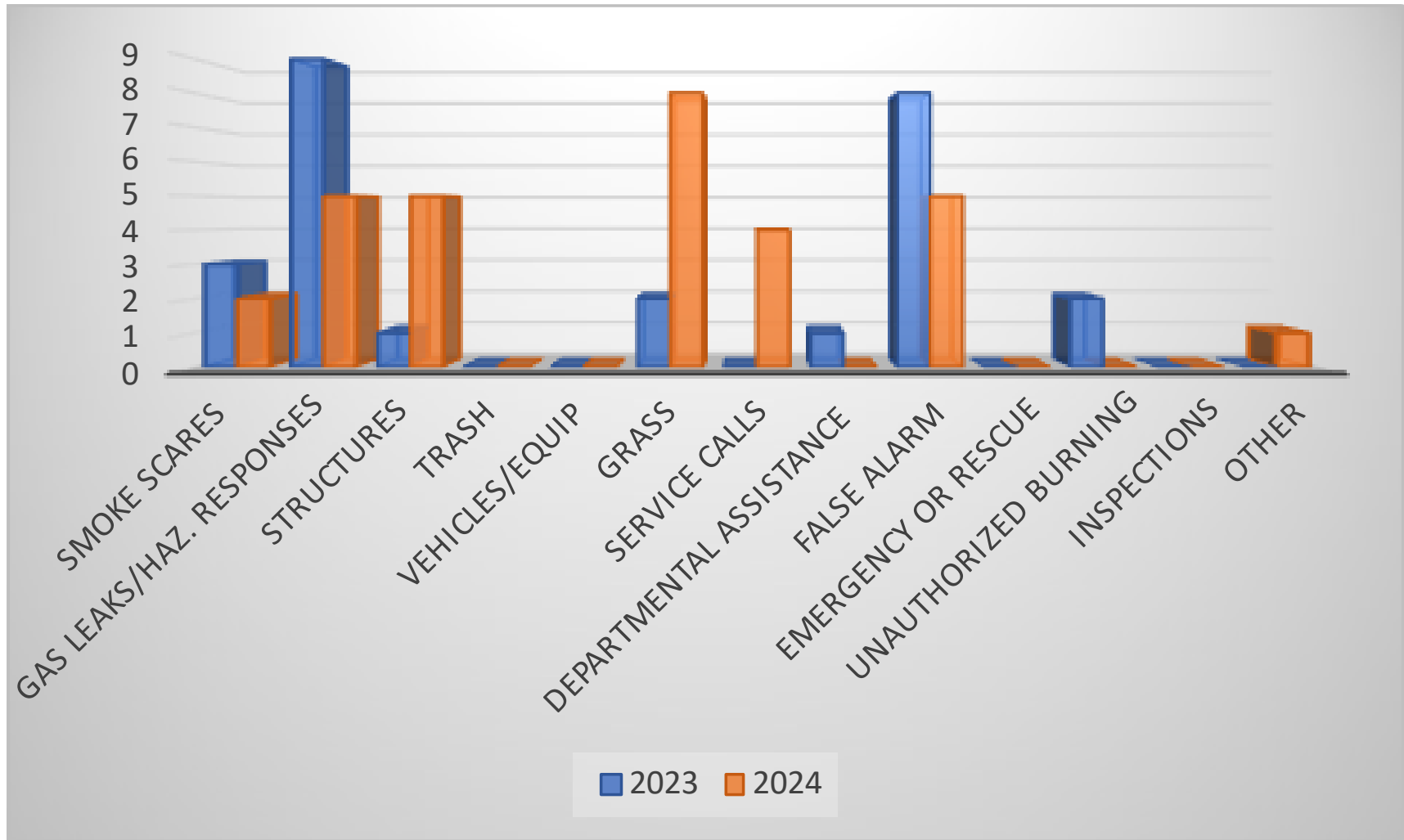


BRECKENRIDGE

LADDER 94

**BRECKENRIDGE
FIRE DEPT.**





PARKS & CEMETERY



Parks and Rec-2024-2025



5 pavilion rentals

2 trade barn rentals

1 volleyball court rental

1 pickleball rental

Set Park up for Sloan Everett Memorial

Bike ride

Set trade barn up for Mason Cornhole tournament

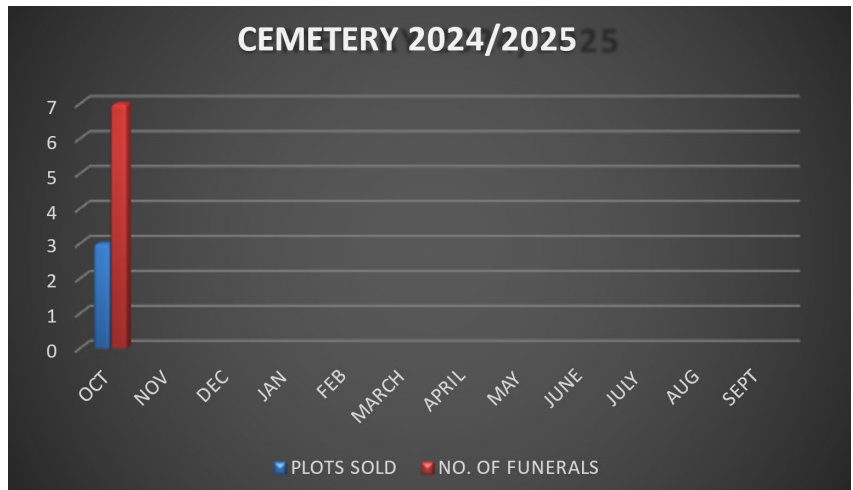
Maintaining all the park

A lot of people using the park

Mowing and weed eating

Working on repairs at the animal shelter

CEMETERY 2024/2025



- 7 funerals to report
- Sold 3 spaces at 400.00 each
- Helping in park cleanup for events
- Leveling small military stone
- Maintaining Cemetery
- Maintaining equipment
- October of 2023 showing 2 funerals
- Filling Graves
- Mowing and Weed eating

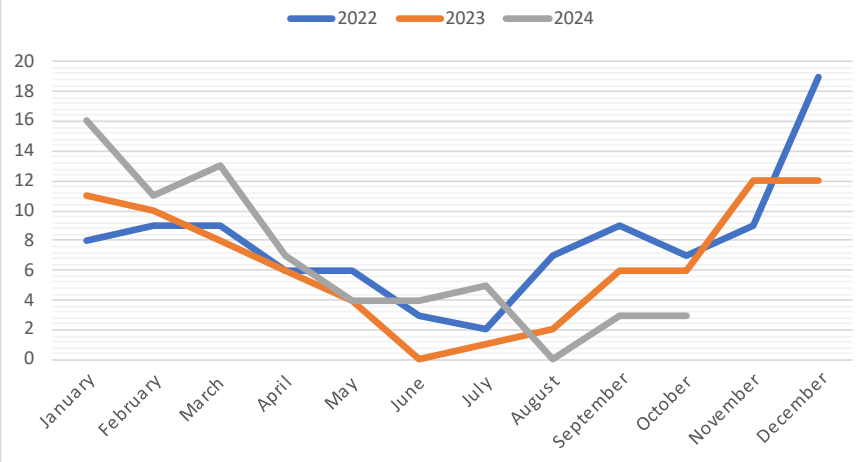
CEMETERY

PUBLIC WORKS

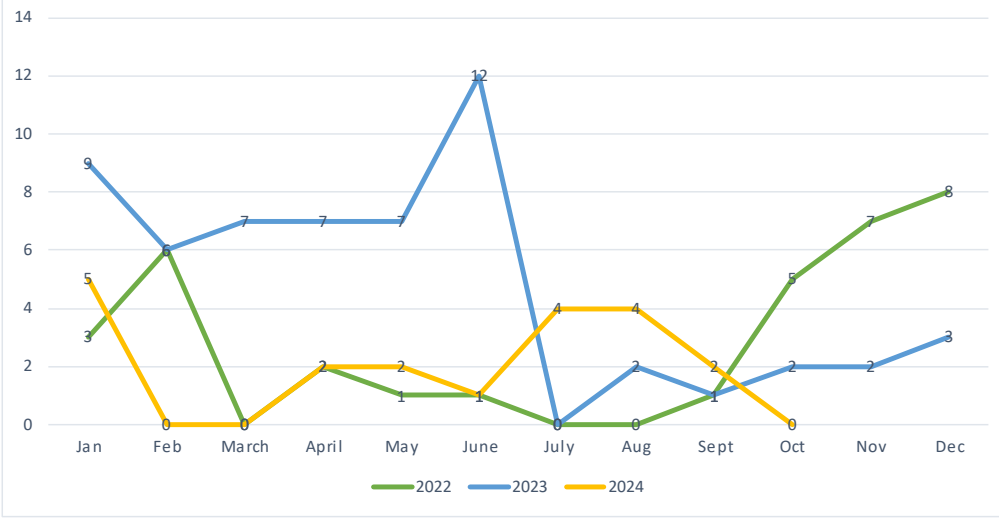


DEPARTMENT

SEWER STOPPAGES



Meter Leak Report



WATER LEAKS

FY 21-22 FY 22-23 FY 23-24

