



# DEPARTMENTAL REPORTS

**DECEMBER 2024**

105 N. Rose Ave.  
Breckenridge, TX 76424  
254.559.8287  
[www.breckenridgetx.gov](http://www.breckenridgetx.gov)

# Finance

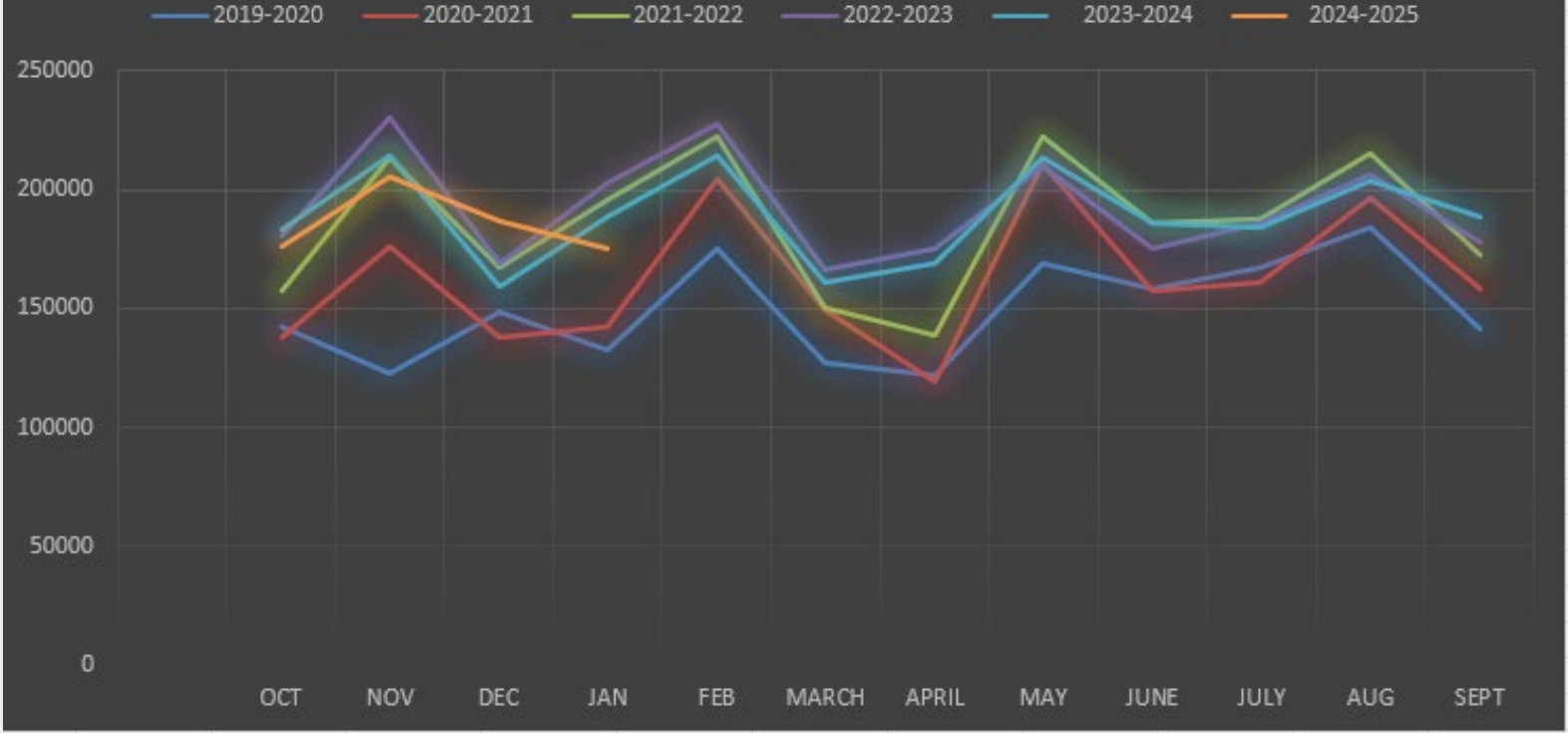
## Bank Statement Balances

	Account Name	Balances as of Dec. 2023	Balances as of Dec. 2024
1001	GENERAL FUND	\$ 1,460,654.05	\$ 2,190,249.04
1013	ARSON FUND	\$ 509.89	\$ 509.89
1014	FEDERAL TAX & LOAN	\$ 81.09	\$ 32,977.83
1001	WATER FUND	\$ 1,642,224.43	\$ 1,956,238.81
1001	WASTEWATER FUND	\$ 1,023,000.26	\$ 1,295,216.86
1001	SANITATION	\$ 9,821.82	\$ 35,444.66
1001	FIRE DEPT. SPECIAL	\$ 10,835.10	\$ 7,855.01
1001	FORFEITED PROPERTY	\$ 1,478.78	\$ 1,482.57
1002	PAYROLL FUND	\$ 33,064.01	\$ 52,314.20
1001	EQUIP. REPLACEMENT FUND	\$ 442,047.64	\$ 387,849.27
1001	STREET MAINTENANCE	\$ 115,481.95	\$ 366,689.44
1001	BRECKENRIDGE PARK FUND	\$ 9,618.24	\$ 10,040.93
1001	POLICE DEPT. SPECIAL	\$ 13,622.83	\$ 13,657.61
1001	Excess Sales Tax Revenue	\$ 17,644.30	\$ 17,689.35
1001	Breck Trade Days	\$ 39,450.96	\$ 39,551.71
1051	CO 2017 A&B Sinking /Rd	\$ -	\$ -
1001	Water Capital Projects	\$ -	\$ (110,693.27)
1001	Wastewater Capital Projects	\$ -	\$ 164,314.28
1001	Capital Improvement Project	\$ 235,192.91	\$ 134,545.75
1058	GENERAL DEBT SERVICE FUND	\$ -	\$ -
1001	General Debt Service Fund P/C	\$ 270,017.17	\$ 518,205.49
1001	REVENUE DEBT SERVICE FUND	\$ 312,054.48	\$ 312,821.84
1025	Rescue Boat Donation	\$ 1,814.18	\$ 1,818.72
1073	CWSRF LF1001492	\$ 3.02	\$ 3.02
1076	CWSRF LF1001492 ESCROW	\$ 1,216,274.81	\$ 1,219,029.79
1056	CWSRF CO 2022A L1001491	\$ 1.00	\$ 1.00
1074	CWSRF CO 2022A L1001491 ESCROW	\$ 905,894.28	\$ 996,483.50
1072	CWSRF CO 2022A L1001426	\$ 1.00	\$ 1.00
1075	CWSRF CO 2022A L1001426 ESCROW	\$ 2,016,072.79	\$ 2,110,440.70
1071	DWSRF LF1001495	\$ 2.10	\$ 4.27
1079	DWSRF LF1001495 ESCROW	\$ 1,314,809.65	\$ 1,201,933.66
1070	DWSRF CO 2022B L1001493	\$ 1.00	\$ 1.00
1078	DWSRF CO 2022B L1001493 ESCROW	\$ 1,373,877.29	\$ 1,438,185.47
1057	DWSRF CO 2022B L1001494	\$ 1.00	\$ 1.00
1077	DWSRF CO 2022B L1001494 ESCROW	\$ 963,026.11	\$ 1,008,103.35
1010	LOGIC CO 2023	\$ 8,361,632.37	\$ 6,436,274.74
	<b>TOTAL - ALL FUNDS</b>	<b>\$ 21,790,210.51</b>	<b>\$ 21,839,242.49</b>

# Fiscal Year Sales Tax Revenue Received

MONTH RECEIVED	2019-2020	2020-2021	2021-2022	2022-2023	2023-2024	2024-2025
OCT	\$142,235.00	\$138,040.00	\$157,493.00	\$180,530.00	\$182,914.00	\$ 176,173.38
NOV	\$122,415.00	\$176,091.00	\$213,510.00	\$230,739.00	\$214,002.00	\$ 205,342.24
DEC	\$149,000.00	\$138,215.00	\$167,667.00	\$169,037.00	\$158,898.22	\$ 186,724.15
JAN	\$132,144.00	\$142,770.00	\$195,423.00	\$203,137.00	\$188,303.76	\$ 175,492.04
FEB	\$175,232.00	\$204,822.00	\$222,525.00	\$228,165.00	\$214,081.01	
MARCH	\$127,285.00	\$149,849.00	\$150,395.00	\$166,133.00	\$161,140.16	
APRIL	\$121,607.00	\$119,118.00	\$138,407.00	\$175,455.75	\$169,163.15	
MAY	\$168,693.00	\$210,823.00	\$222,804.00	\$210,071.22	\$213,927.83	
JUNE	\$158,145.00	\$157,037.00	\$185,695.00	\$175,128.00	\$185,557.61	
JULY	\$167,474.00	\$160,631.00	\$187,757.00	\$185,736.00	\$184,363.32	
AUG	\$183,855.00	\$196,582.00	\$215,658.00	\$206,710.00	\$203,593.65	
SEPT	\$141,151.17	\$158,558.00	\$172,552.00	\$177,704.00	\$188,524.22	
TOTAL	\$1,789,236.17	\$1,952,536.00	\$2,229,886.00	\$2,308,545.97	\$2,264,468.93	\$ 743,731.81

### Sales Tax History



# SECURITIES PLEDGED

The following shows the calculation of deposit coverage for the deposits of The City of Breckenridge held in

Clear Fork Bank on:

December 31, 2024

and securities pledged as of:

December 31, 2024

Checking account balances:	\$	7,513,913.45
CD balances:	\$	-
Total on deposit:	\$	<u>7,513,913.45</u>
FDIC Insurance coverage:		
Checking account balances:	\$	250,000.00
CD balances:	\$	-
	\$	<u>250,000.00</u>
Total Deposit balance		
less FDIC coverage:	\$	<u>7,263,913.45</u>
Securities pledged at market value:	\$	<u>7,625,202.84</u>
Excess securities pledged:	\$	<u>361,289.39</u>

# 2023 CO BOND

BOND  
AMOUNT

• \$8,641,984.74

BANK  
TRANSFERS

• \$2,778,765.00

TOTAL  
INTEREST  
EARNED

• \$573,054.99

CURRENT  
BALANCE

• \$6,436,274.73

# 2023 CO BOND-LOGIC PROJECT EXPENDITURES

STREETS

\$2,597,870.78

PARK IMPROVEMENT

\$742,883.17

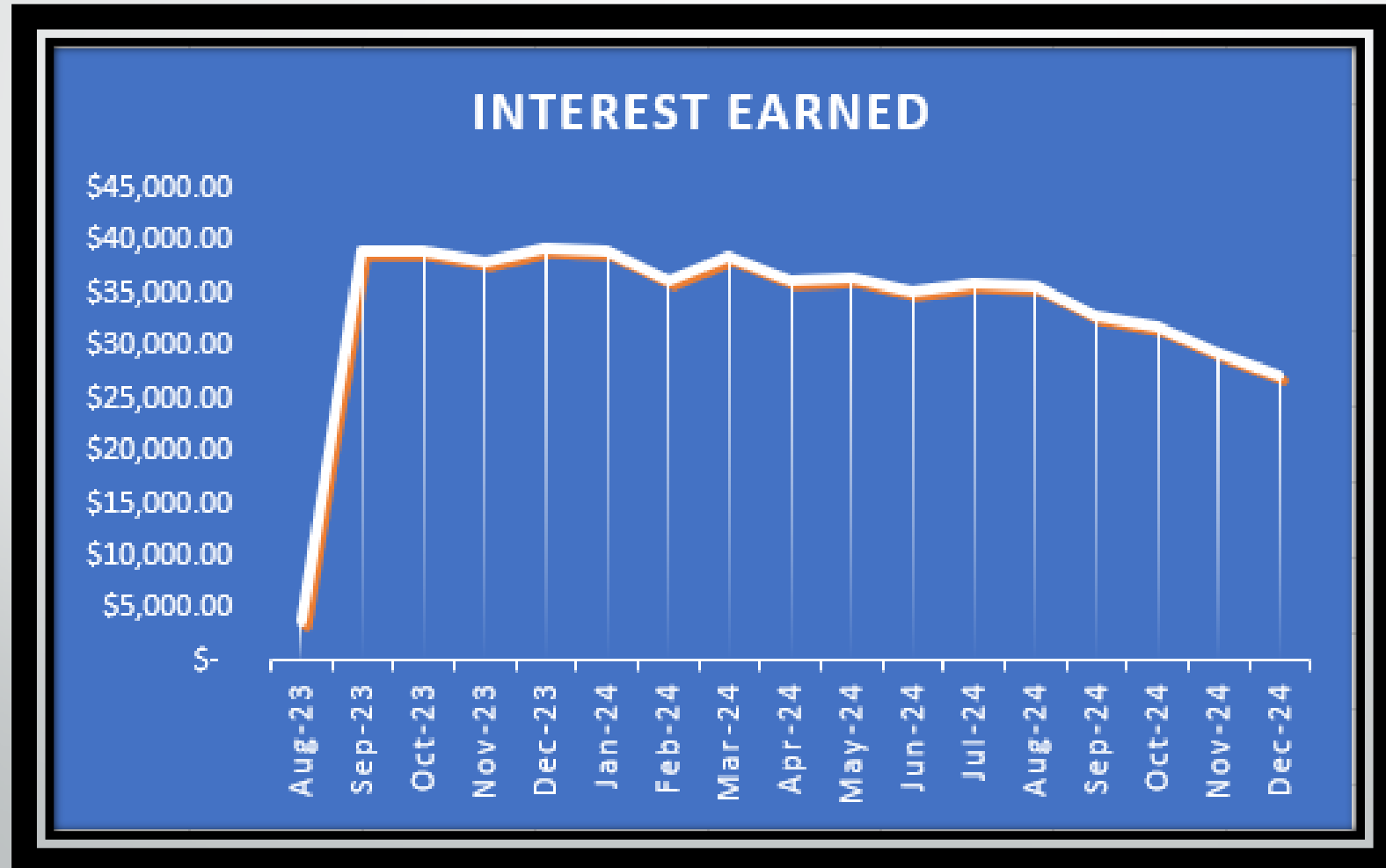
FACILITIES IMPROVEMENT

\$272,818.76

# 2023 CO BOND-LOGIC INTEREST EARNED

**DECEMBER 2024: \$27,309.32**

**TOTAL: \$573,054.99**



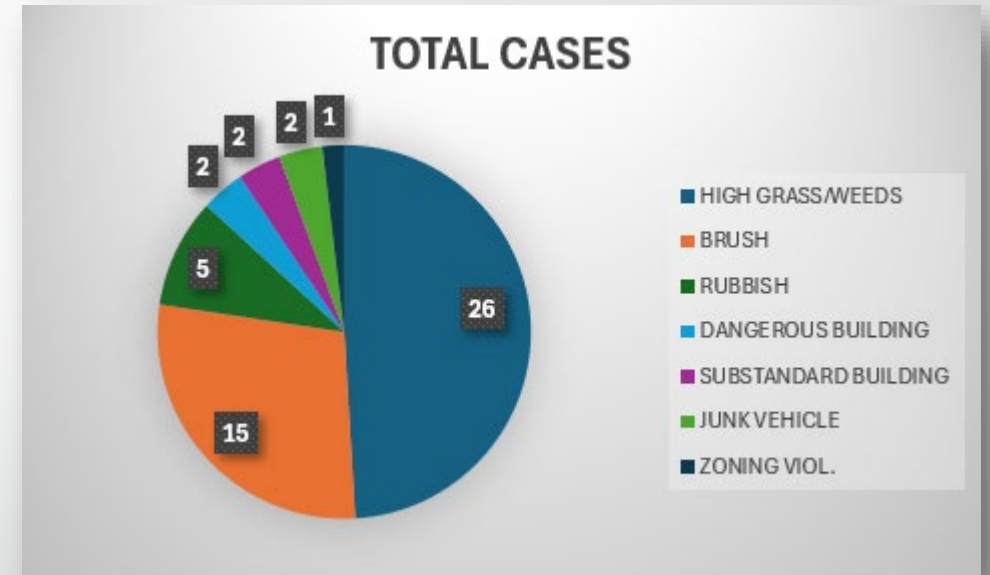
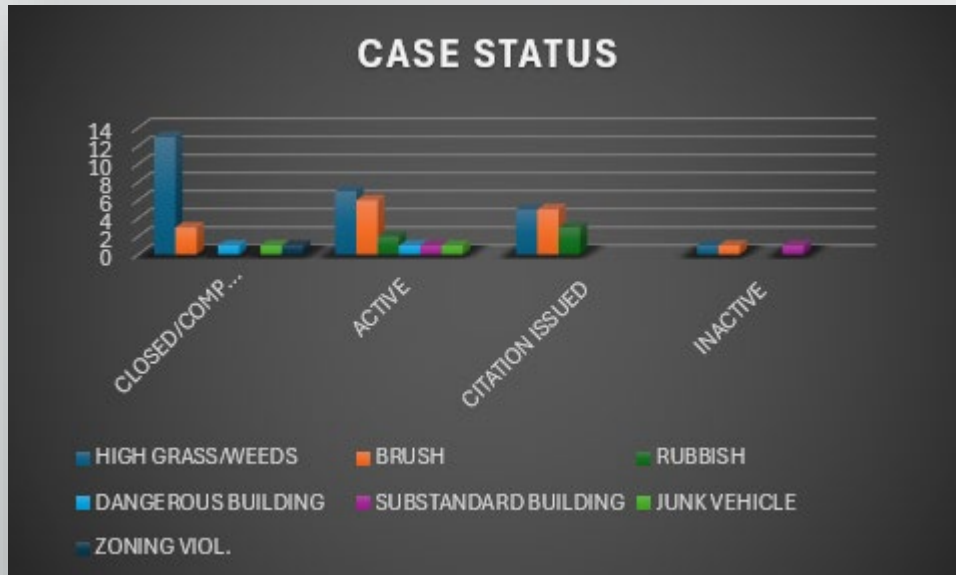


# BUILDING & DEVELOPMENT

DECEMBER 2024		FY 2024-2025
<b>Permits Issued:</b>		
Building	1	11
Roof	0	1
Fence, windows, siding, etc.	0	0
Sign	0	0
Mobile home	1	2
Certificate of Occupancy	0	2
Electrical	5	20
Plumbing	2	7
Gas line	2	9
Irrigation	0	0
HVAC	2	4
Moving	0	0
Demolition	0	0
P&Z	0	0
Variance	0	1
Prelim/final plat/replat	0	0
Solicitor/vendor	0	0
Beer/wine/liquor license	0	4
Gaming machine license	0	1
Food Mobile Unit	0	7
Fire alarm	0	0
Fire sprinkler	0	0

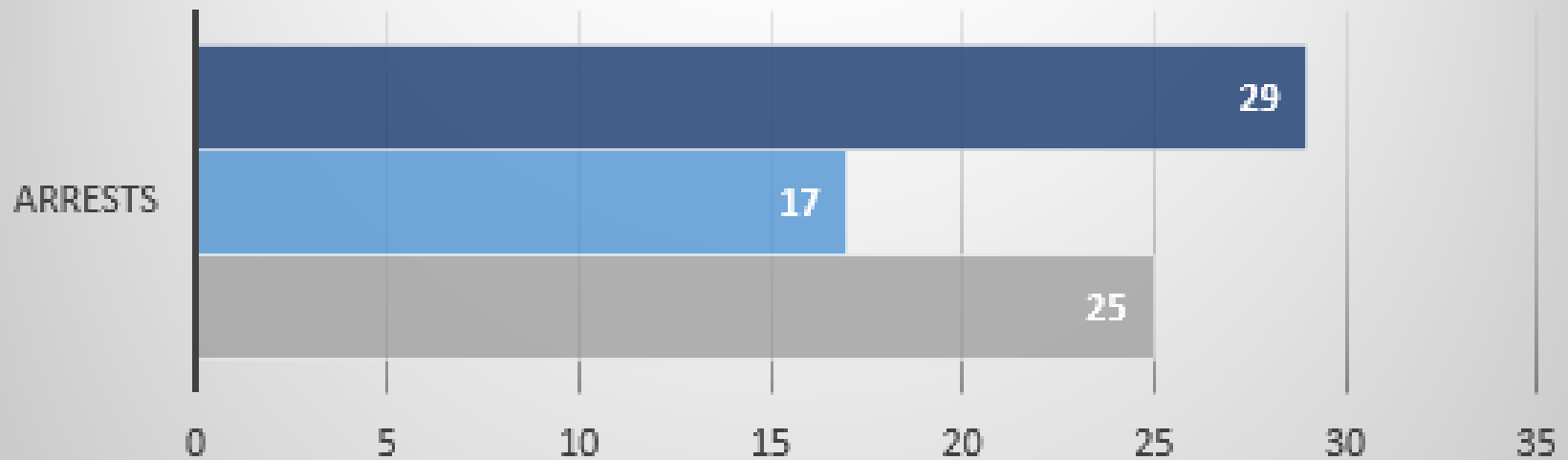
# CODE ENFORCEMENT

## DECEMBER 2024 CASES: 53





## DECEMBER TOTAL ARRESTS



	ARRESTS
■ 2024	29
■ 2023	17
■ 2022	25

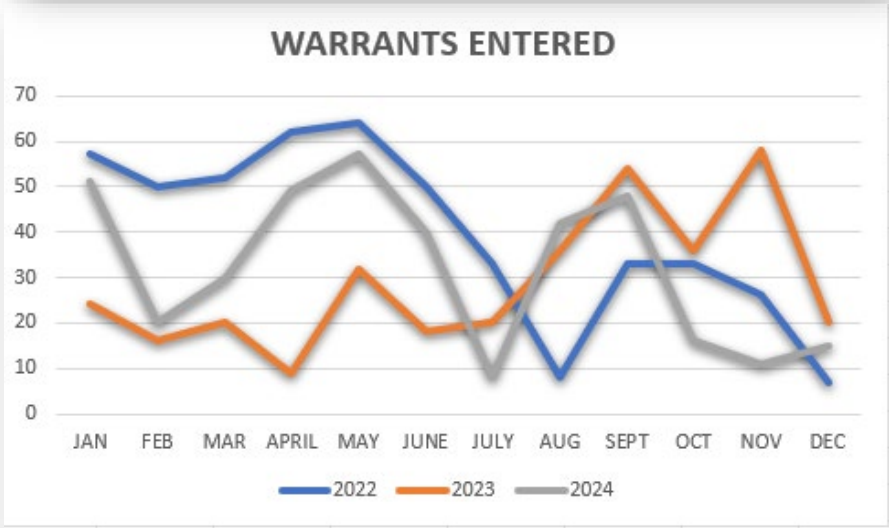
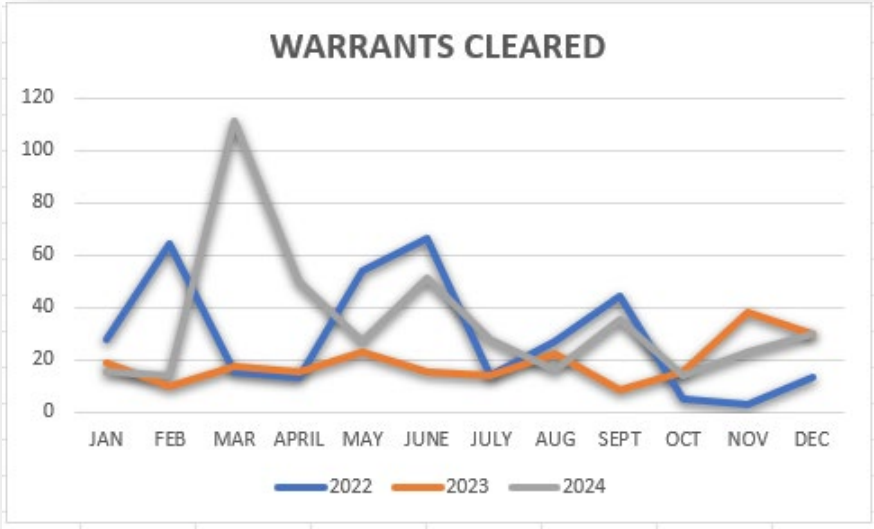
# ARRESTS

— 2022 — 2023 — 2024

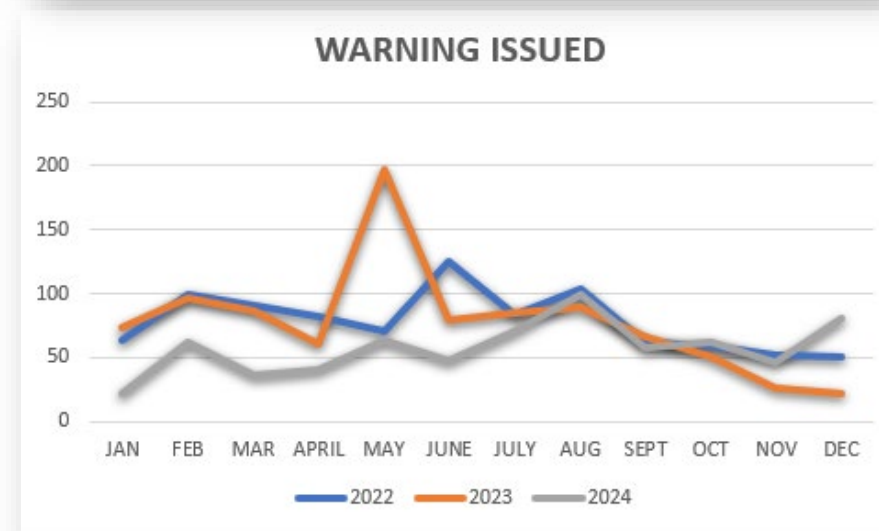
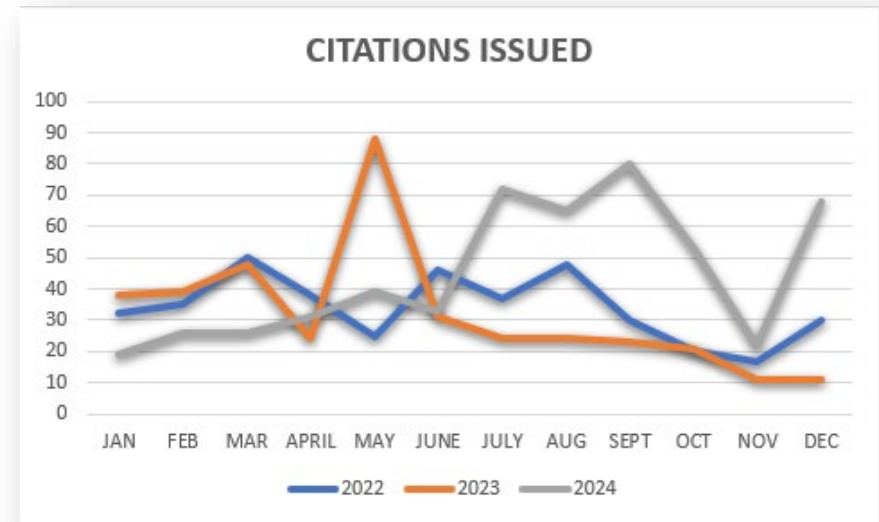
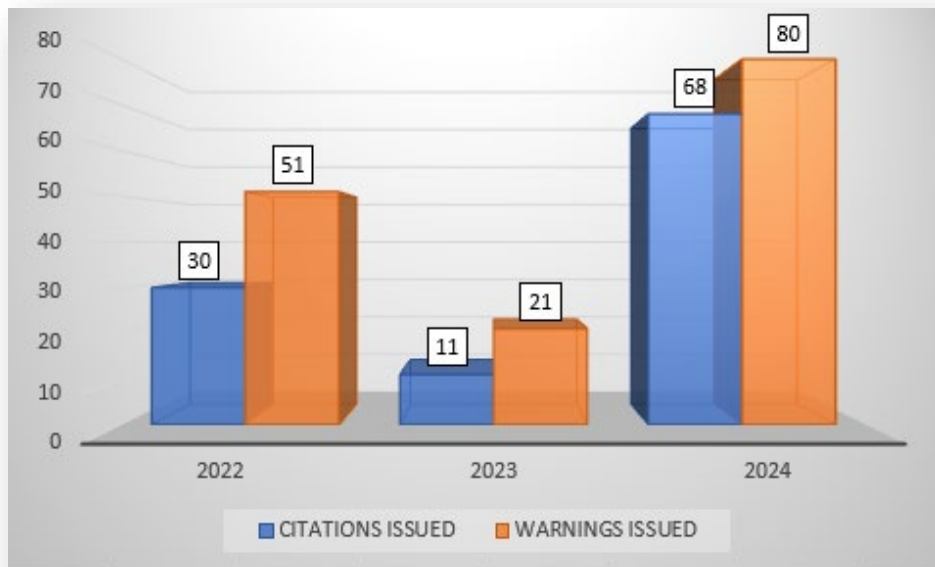


	JAN	FEB	MAR	APRIL	MAY	JUNE	JULY	AUG	SEPT	OCT	NOV	DEC
— 2022	11	21	47	49	31	39	32	26	12	25	8	25
— 2023	28	20	28	22	25	35	14	14	23	29	11	17
— 2024	15	27	6	12	6	20	17	48	24	27	16	29

# DECEMBER WARRANTS



# DECEMBER CITATIONS & WARNINGS



# DECEMBER ANIMAL CONTROL

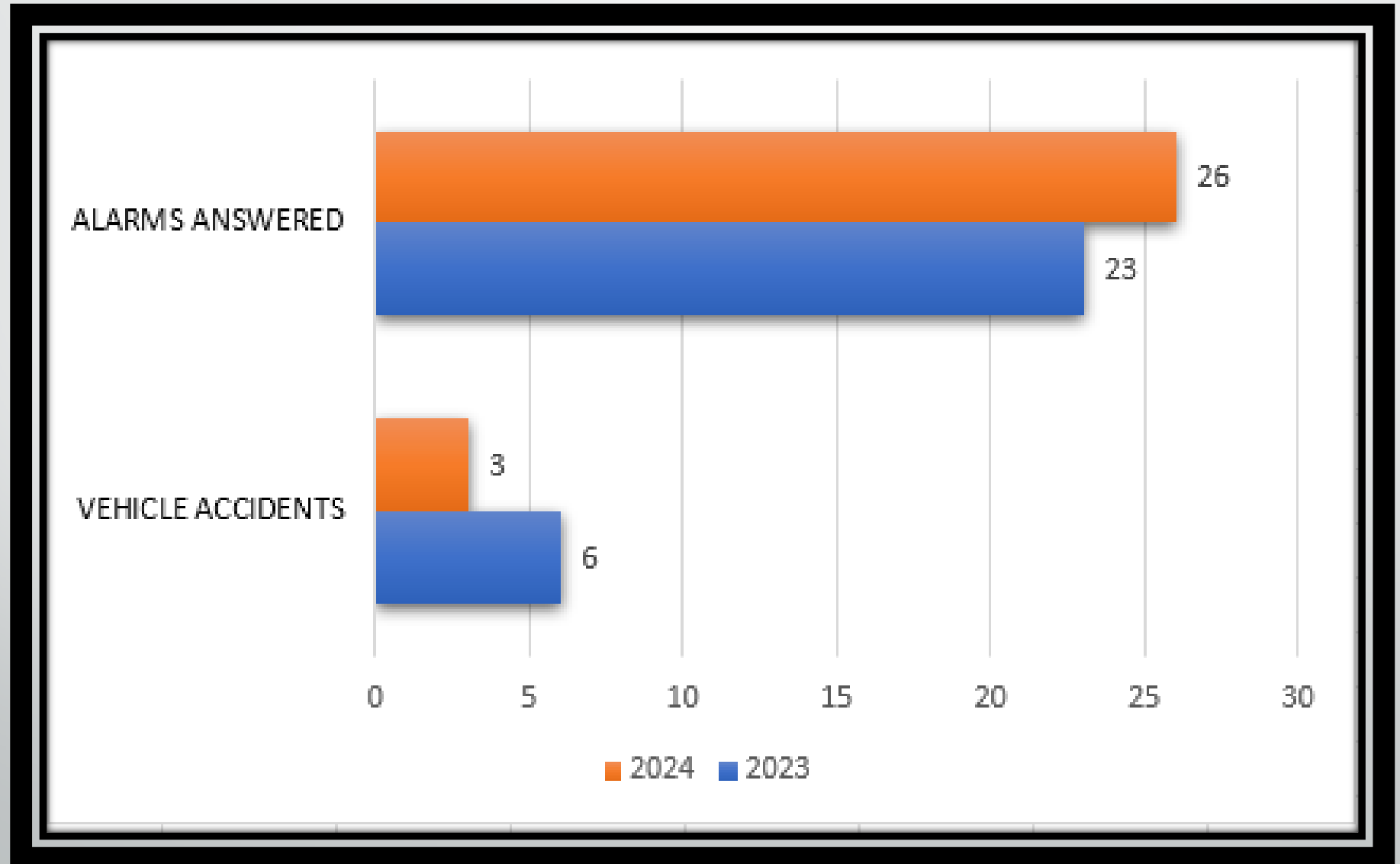
## TOTAL CALLS: 113

ANIMAL CARCASS 14	AT LARGE 29	AGGRESSIVE 10
FOLLOW UP 47	VIOL RABIES 5	INURED/SICK 4
CITATIONS 21	WARNINGS 10	OTHER 9

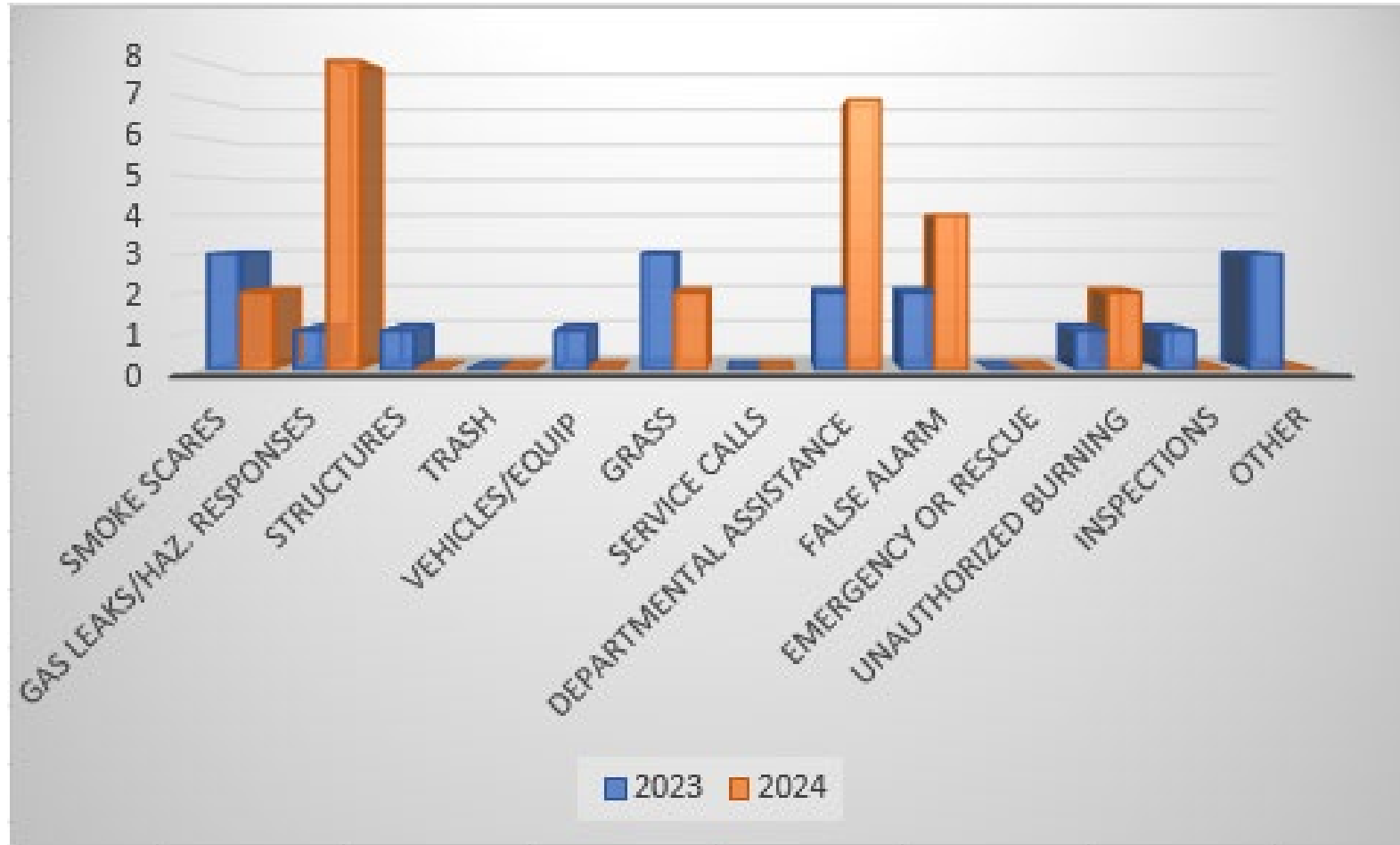




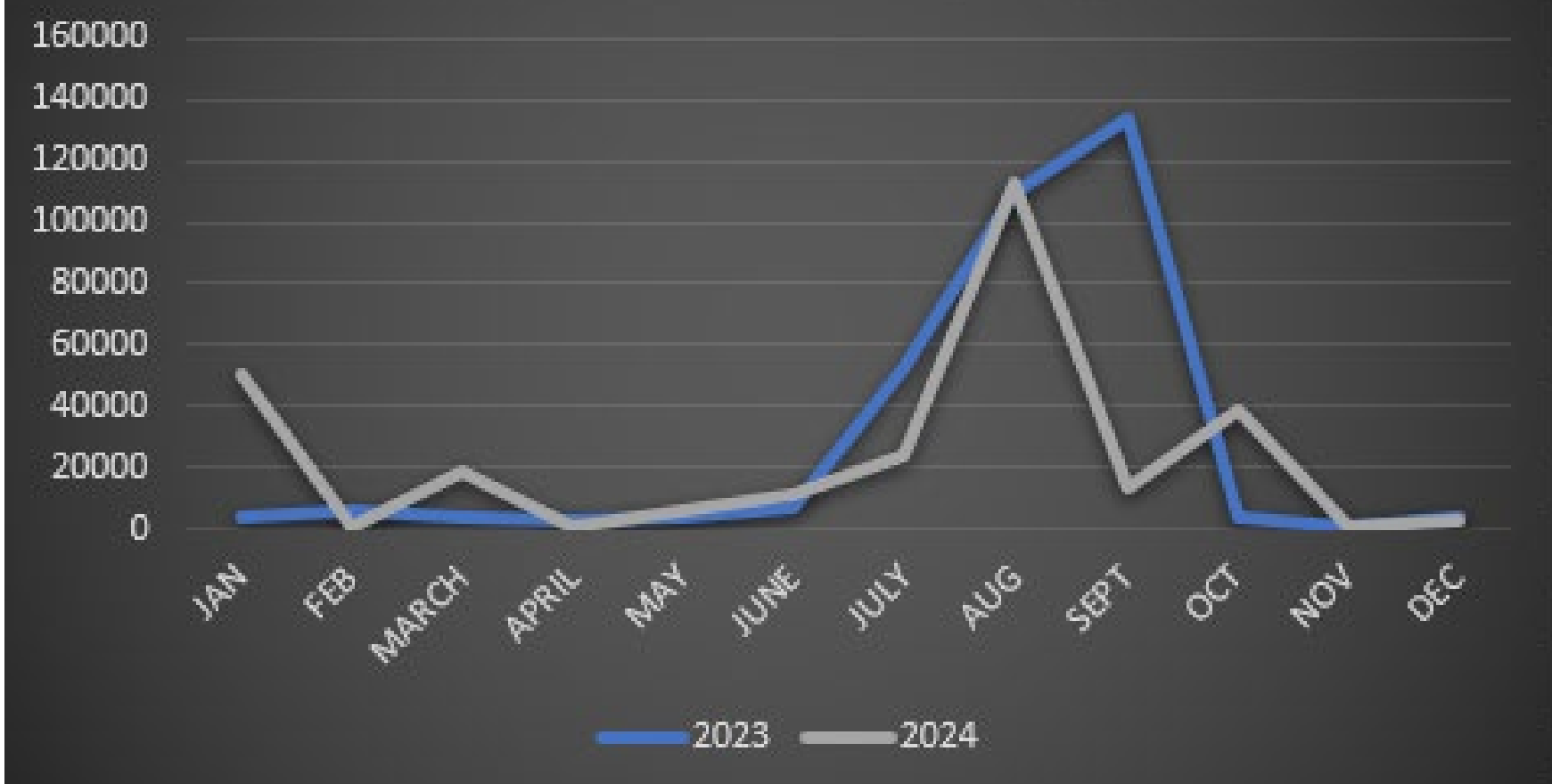
# DECEMBER



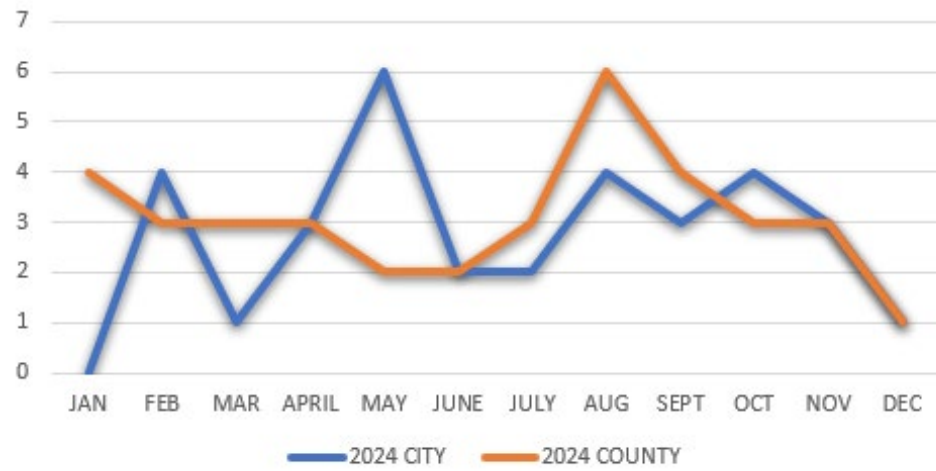
# DECEMBER CALLS FOR SERVICE



# WATER USAGE (GAL)



### 2024 VEHICLE ACCIDENTS



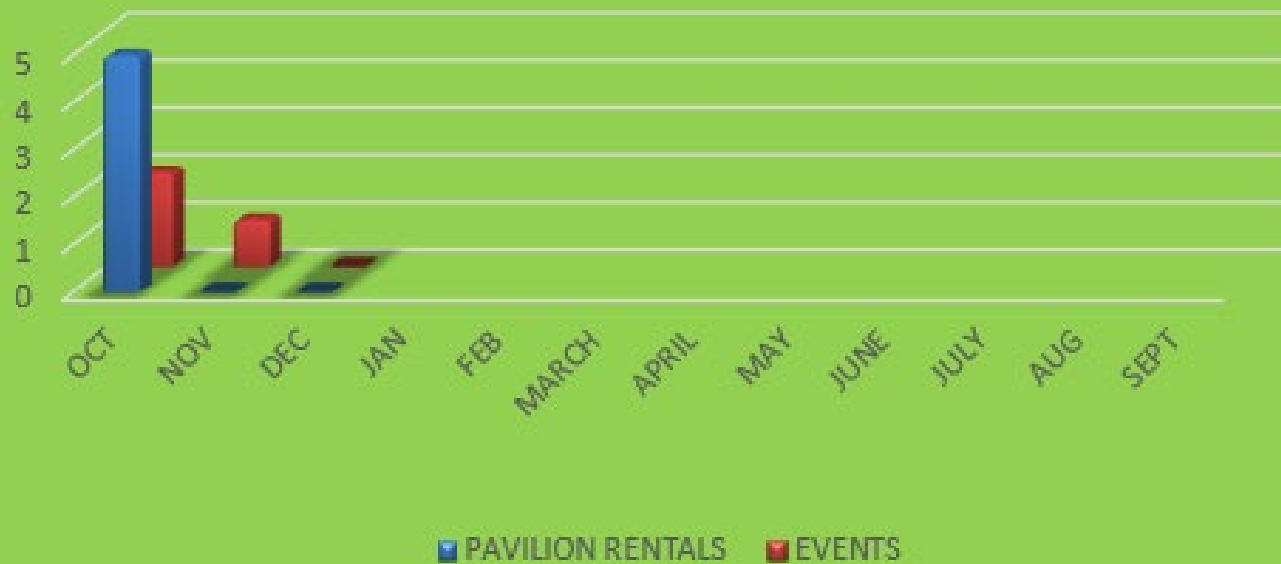
### 2024 FIRE CALLS



# PARKS & CEMETERY



## Parks and Rec-2024-2025



0 pavilion rentals

Maintaining all parks

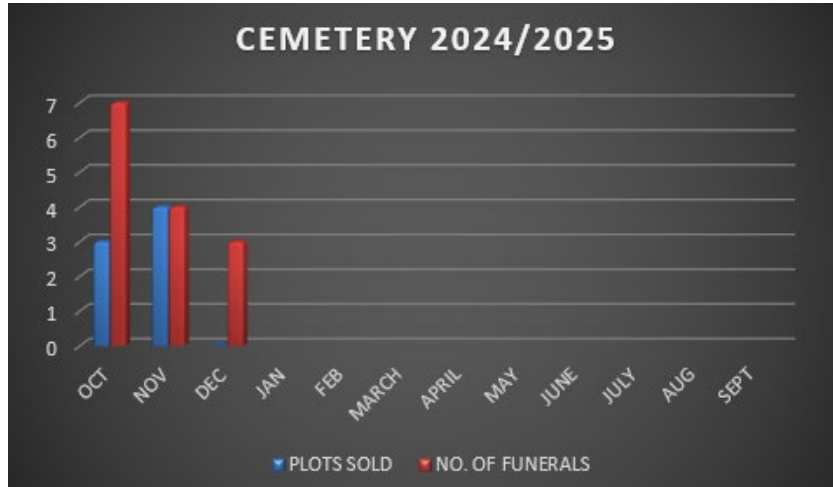
Keeping Christmas decorations going

Maintaining Pool

Working on more repairs at animal shelter

Trimming Trees

### CEMETERY 2024/2025



3 funerals to report

Leveling small military stone

Mowing and weed eating

Maintaining Cemetery

Maintaining equipment

December of 2023 showing 3 funeral

Ended 2024 with 40 burials

Filling Graves

Mowing and Weed eating

# CEMETERY

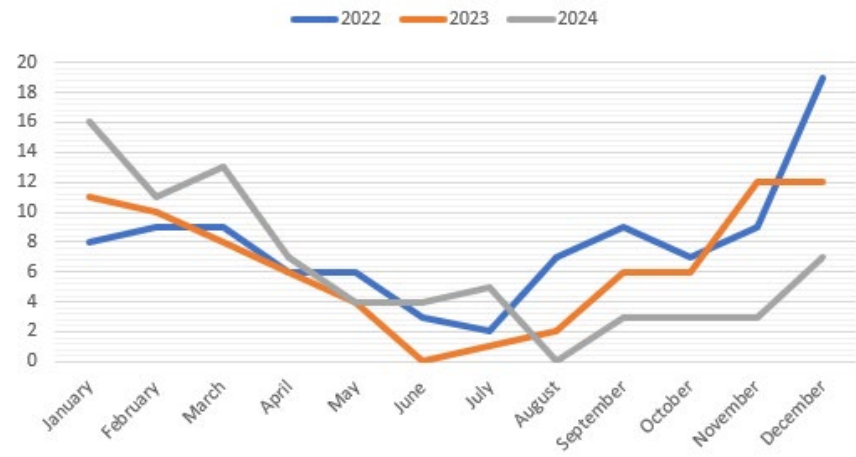


PUBLIC WORKS

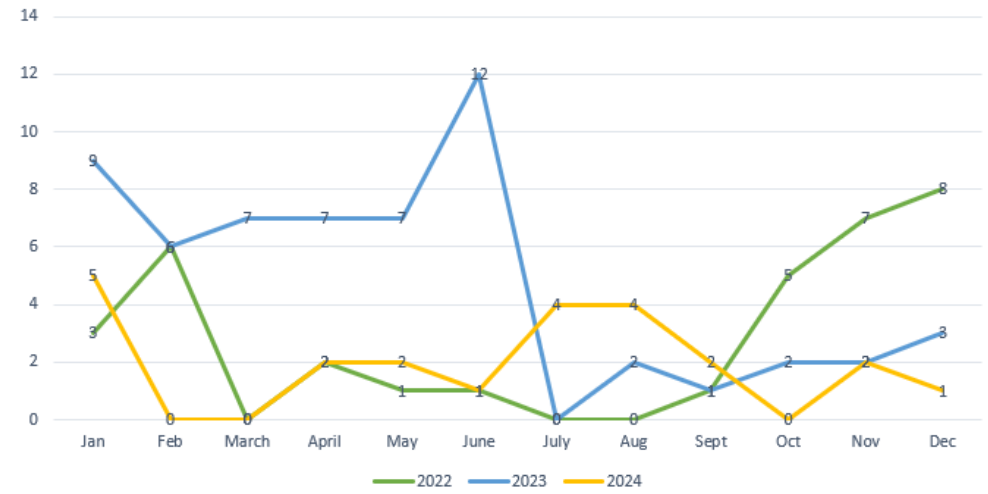


DEPARTMENT

### SEWER STOPPAGES



### Meter Leak Report



# WATER LEAKS

FY 21-22    FY 22-23    FY 23-24

