



# DEPARTMENTAL REPORTS

**November 2023**

105 N. Rose Ave.  
Breckenridge, TX 76424  
254.559.8287  
[www.breckenridgetx.gov](http://www.breckenridgetx.gov)

# Finance

## Bank

### Statement

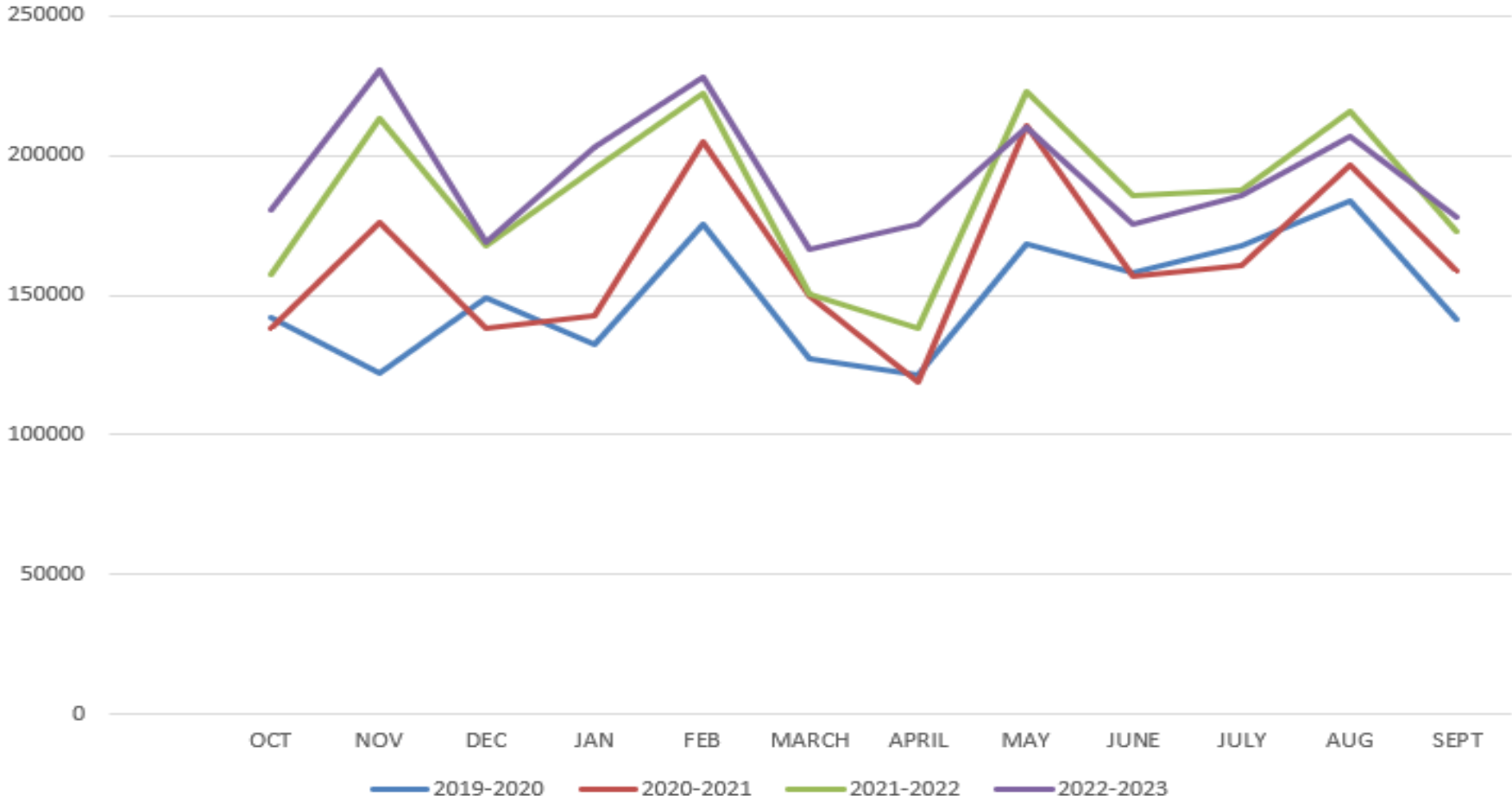
### Balances

	Account Name	Balances as of November 2022	Balances as of November 2023
1001	GENERAL FUND	\$ 761,863.65	\$ 1,170,007.24
1013	ARSON FUND	\$ 509.89	\$ 509.89
1014	FEDERAL TAX & LOAN	\$ 79.92	\$ 81.09
1001	WATER FUND	\$ 1,281,737.91	\$ 1,654,721.39
1001	WASTEWATER FUND	\$ 692,843.88	\$ 1,112,585.31
1001	SANITATION	\$ 84,781.72	\$ 12,333.08
1001	FIRE DEPT. SPECIAL	\$ 12,858.26	\$ 12,222.03
1001	FORFEITED PROPERTY	\$ 1,251.68	\$ 1,478.46
1002	PAYROLL FUND	\$ 28,356.13	\$ 33,064.01
1001	EQUIP. REPLACEMENT FUND	\$ 236,120.36	\$ 369,470.88
1001	STREET MAINTENANCE	\$ 735,884.27	\$ 97,099.43
1001	BRECKENRIDGE PARK FUND	\$ 9,227.76	\$ 9,616.16
1001	POLICE DEPT. SPECIAL	\$ 13,585.32	\$ 13,619.88
1001	Excess Sales Tax Revenue	\$ 17,595.75	\$ 17,640.48
1001	Breck Trade Days	\$ 39,342.36	\$ 39,442.42
1051	CO 2017 A&B Sinking /Rd	\$ 419,034.87	\$ -
1001	Capital Improvement Project	\$ 582,496.64	\$ 314,068.01
1058	GENERAL DEBT SERVICE FUND	\$ 1,181,073.12	\$ -
1001	General Debt Service Fund P/C	\$ -	\$ 200,738.96
1001	REVENUE DEBT SERVICE FUND P/C	\$ -	\$ 208,000.00
1025	Rescue Boat Donation	\$ 1,809.26	\$ 1,813.79
1073	CWSRF LF1001492	\$ 10,046.01	\$ 7,272.82
1076	CWSRF LF1001492 ESCROW	\$ 1,213,348.66	\$ 1,211,589.24
1056	CWSRF CO 2022A L1001491	\$ 1.00	\$ 1.00
1074	CWSRF CO 2022A L1001491 ESCROW	\$ 909,180.98	\$ 948,277.66
1072	CWSRF CO 2022A L1001426	\$ 1.00	\$ 1.00
1075	CWSRF CO 2022A L1001426 ESCROW	\$ 1,925,543.67	\$ 2,008,346.09
1071	DWSRF LF1001495	\$ 1.00	\$ 2.10
1079	DWSRF LF1001495 ESCROW	\$ 1,320,037.10	\$ 1,325,709.25
1070	DWSRF CO 2022B L1001493	\$ 1.00	\$ 1.00
1078	DWSRF CO 2022B L1001493 ESCROW	\$ 1,312,185.11	\$ 1,368,611.83
1057	DWSRF CO 2022B L1001494	\$ 1.00	\$ 1.00
1077	DWSRF CO 2022B L1001494 ESCROW	\$ 919,782.69	\$ 959,335.26
1010	LOGIC CO 2023	\$ -	\$ 8,322,465.45
	<b>TOTAL - ALL FUNDS</b>	<b>\$ 13,710,581.97</b>	<b>\$ 21,420,126.21</b>

# Fiscal Year Sales Tax Revenue Received

MONTH RECEIVED	2019-2020	2020-2021	2021-2022	2022-2023	2023-2024
OCT	142,235	138,040	157,493	180,530	182,914
NOV	122,415	176,091	213,510	230,739	214,002
DEC	149,000	138,215	167,667	169,037	158,898
JAN	132,144	142,770	195,423	203,137	
FEB	175,232	204,822	222,525	228,165	
MARCH	127,285	149,849	150,395	166,133	
APRIL	121,607	119,118	138,407	175,456	
MAY	168,693	210,823	222,804	210,071	
JUNE	158,145	157,037	185,695	175,128	
JULY	167,474	160,631	187,757	185,736	
AUG	183,855	196,582	215,658	206,710	
SEPT	141,151	158,558	172,552	177,704	
TOTAL	1,789,236	1,952,536	2,229,886	2,308,546	

Sales Tax History



# BUILDING & DEVELOPMENT

NOVEMBER 2023		FY 2023-2024
<b>Permits Issued:</b>		
Building	8	13
Roof	0	1
Fence, windows, siding, etc.	1	1
Sign	2	2
Mobile home	0	0
Certificate of Occupancy	0	1
Electrical	2	11
Plumbing	3	6
Gas line	5	11
Irrigation	0	1
HVAC	0	1
Moving	0	0
Demolition	0	0
Zone change/street closure	0	0
Variance	0	0
Prelim/final plat	0	0
Solicitor/vendor	1	4
Beer/wine/liquor license	0	2
Gaming machine license	0	0
Food Mobile Unit	1	2
Fire alarm	0	0
Fire sprinkler	0	0

# CODE ENFORCEMENT

Violations reported to Code Enforcement via email – 0

Violations reported to Code Enforcement via phone – 2

## **New violations cases opened – 6**

Substandard building – 607 E. Hulum

Substandard building – 603 W. Hulum

Substandard building – 706 E. Wheeler

Substandard building – 615 George

Substandard building – 805 W. Walker

Junk vehicle, grass clippings – 1006 N. Liveoak

# CODE ENFORCEMENT

## **Violations closed due to compliance – 3**

1006 N. Liveoak – grass clippings removed

406 W. 7<sup>th</sup> – vehicles moved

809 N. Rose - mowed

## **Requested variances for January meeting**

1106 W. Wheeler

603 W. 7th

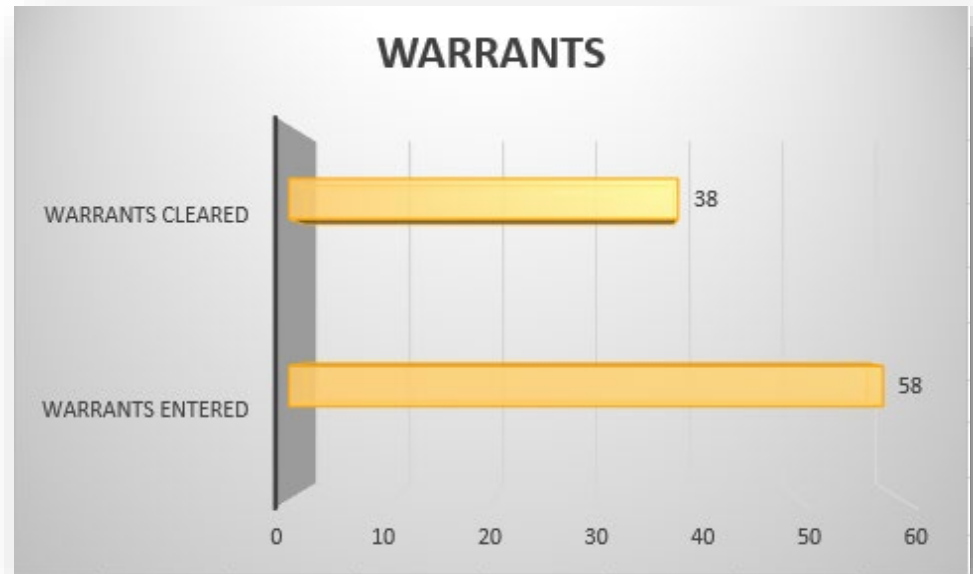




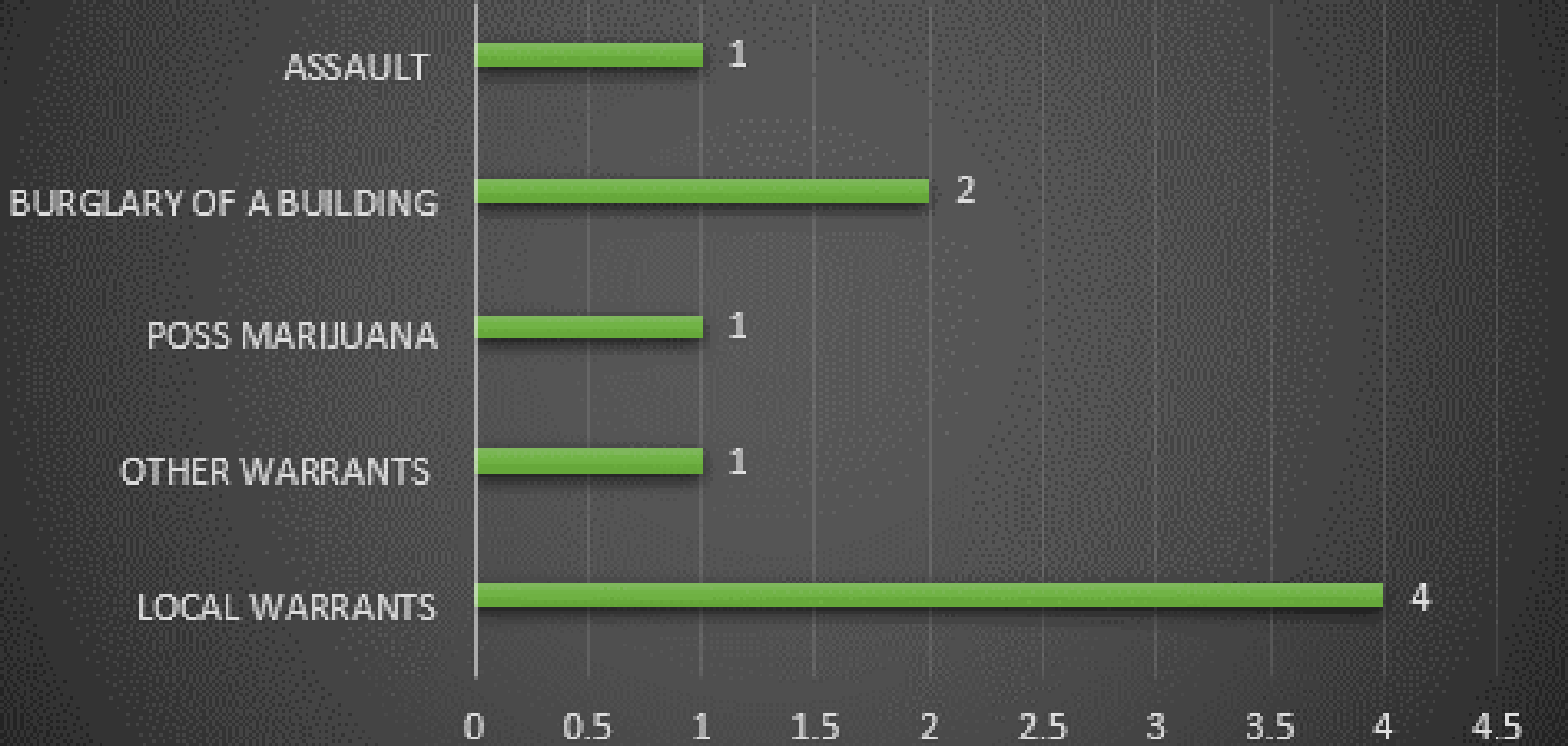
### Total Traffic Stops: 135



### WARRANTS



# Total Arrests: 11



# ANIMAL CONTROL

TOTAL CALLS FOR SERVICE

67

CALL TYPES		
Aggressive	2	
Bite	1	
Carcass	4	
Injured / Sick	0	
Returned To Owner <u>In</u> Field	23 Dogs / 6 Sheep / 4 Horses	
Running At Large	37 Dogs / 4 Horses	
Nuisance / Complaint	4	
Welfare Check	6	
Other	21	
SHELTER INTAKE		
Stray / Running At Large	City	County / H.S.
Seized By Law	5	6
Owner Surrender	0	0
Rabies Quarantine Observation	0	0
<b>TOTAL</b>	<b>0</b>	<b>0</b>

# ANIMAL CONTROL

TOTAL CALLS FOR SERVICE

67

LEFT THE SHELTER			City	County
Adopted From the Shelter	0			
Reclaimed By Owner	3		0	
Returned To Owner After Quarantine	0		0	
Transferred To Rescue Partner	0			
<b>TOTAL</b>	<b>0</b>		<b>0</b>	<b>0</b>

RABIES QUARANTINE OBSERVATION			City	County
Home Quarantine	1			
Shelter Quarantine	0		0	
<b>TOTAL</b>	<b>0</b>		<b>0</b>	<b>0</b>

HUMANE EUTHANASIA			
	Dogs	Cats	Other
Behavioral	2	0	0
Medical	2	0	0
Owner Surrender For Euthanasia	0	0	0
<b>TOTAL</b>	<b>0</b>	<b>0</b>	<b>0</b>



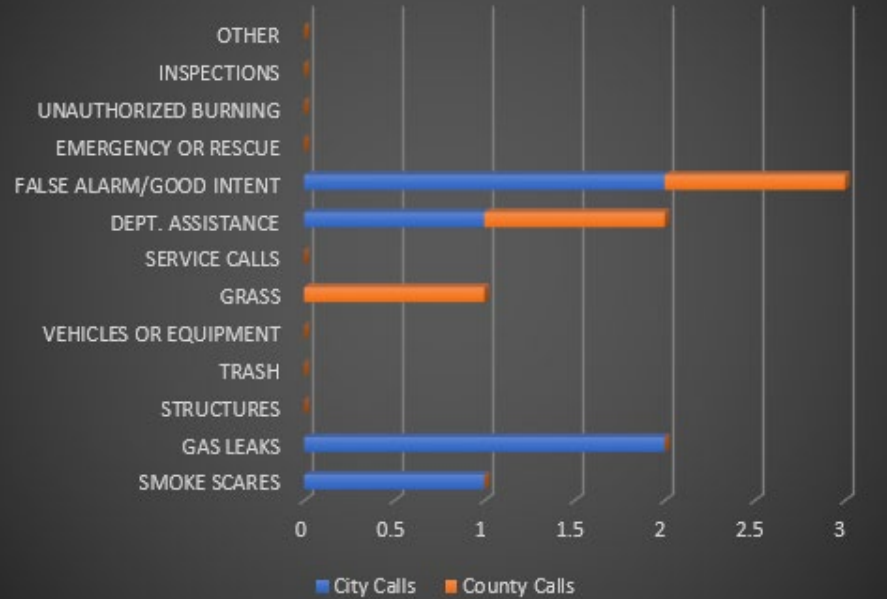


**BRECKENRIDGE**

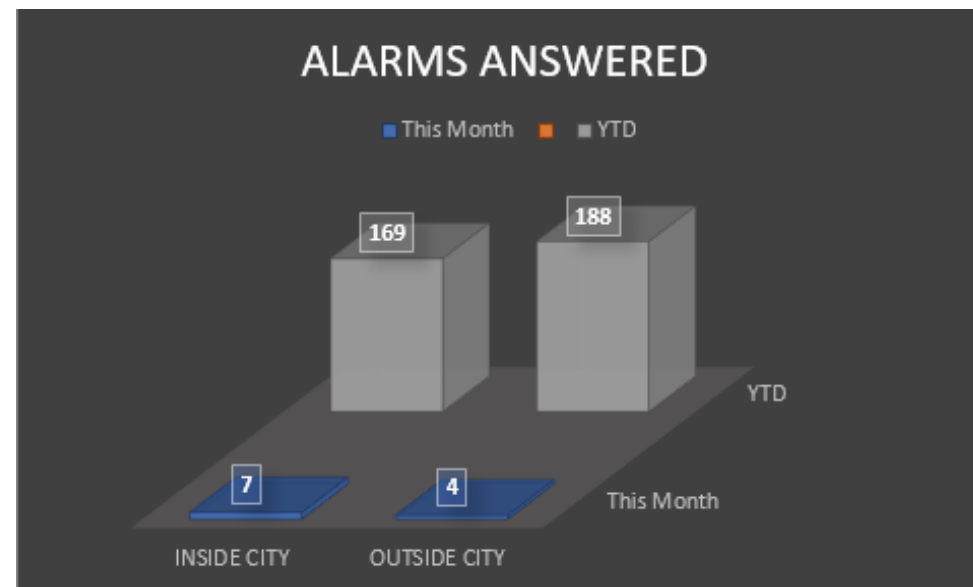
LADDER 94

**BRECKENRIDGE  
FIRE DEPT.**

### CALLS FOR SERVICE

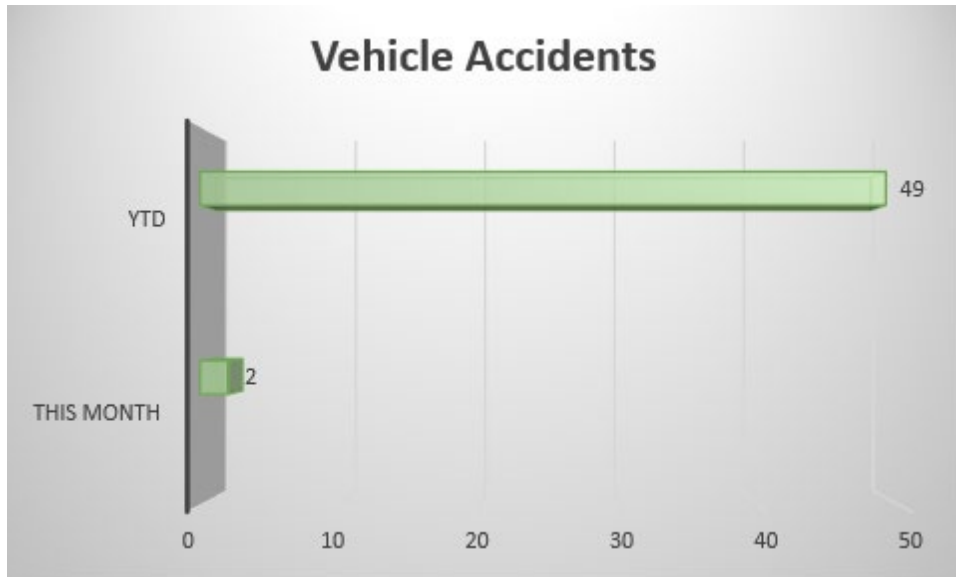


### ALARMS ANSWERED

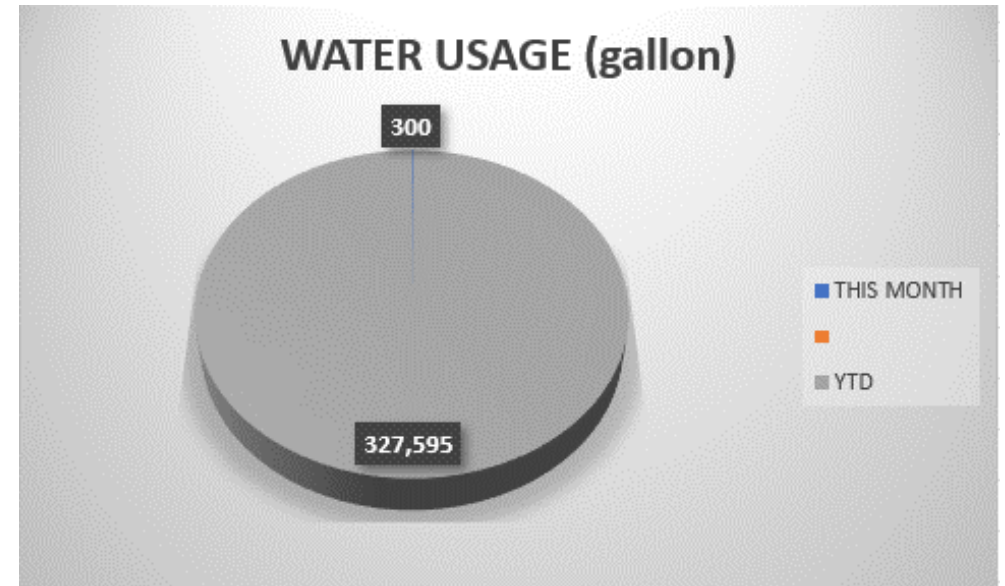




### Vehicle Accidents



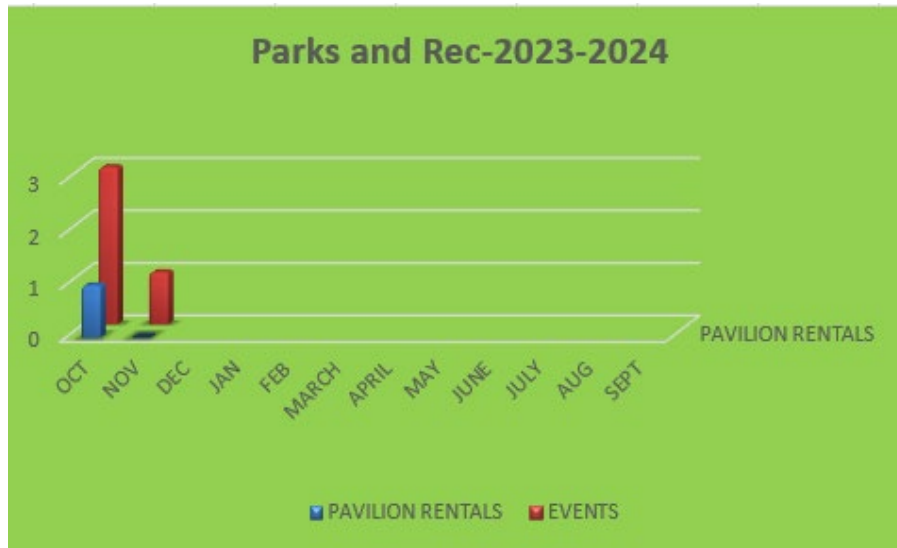
### WATER USAGE (gallon)



# PARKS & CEMETERY







Parks: 0 pavilion rental

1 event: Downtown Tree Lighting

Maintaining all parks

Water issue at the pool--there is a crack in the upper part of the skimmer baskets--getting a quote to have repair made

Put up Christmas Tree

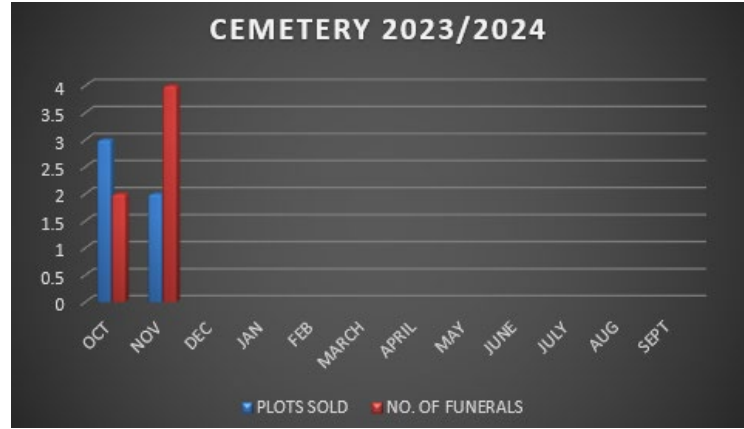
Downtown Christmas Banners

Nativity in park

Christmas lights at the city office.

Cleaned out American Legion after Auction

Repainted Pavilion restroom to cover Graffiti



4 funerals to report

Sold 2 lot spaces for a total of \$1800.00

Mowing, weed eating, and filling graves

Beginning to trim trees

Helping in the Park

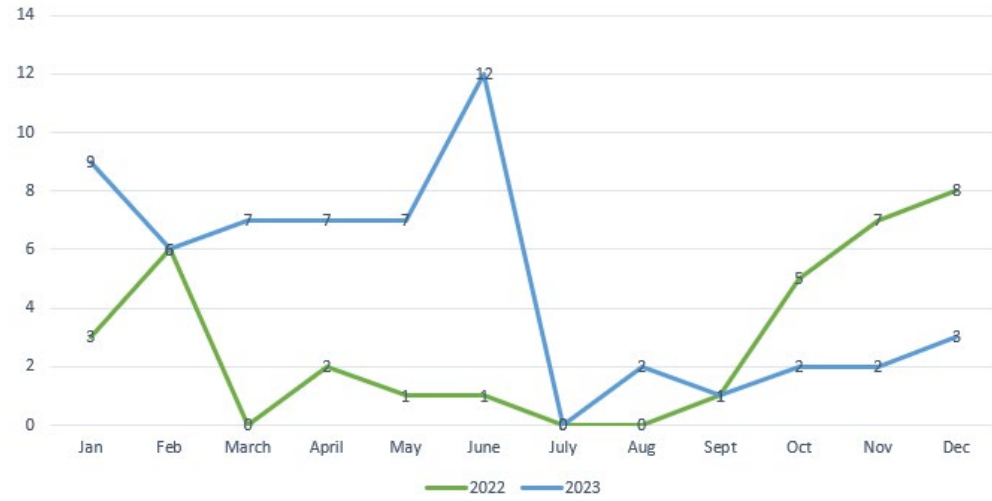
# CEMETERY

PUBLIC WORKS

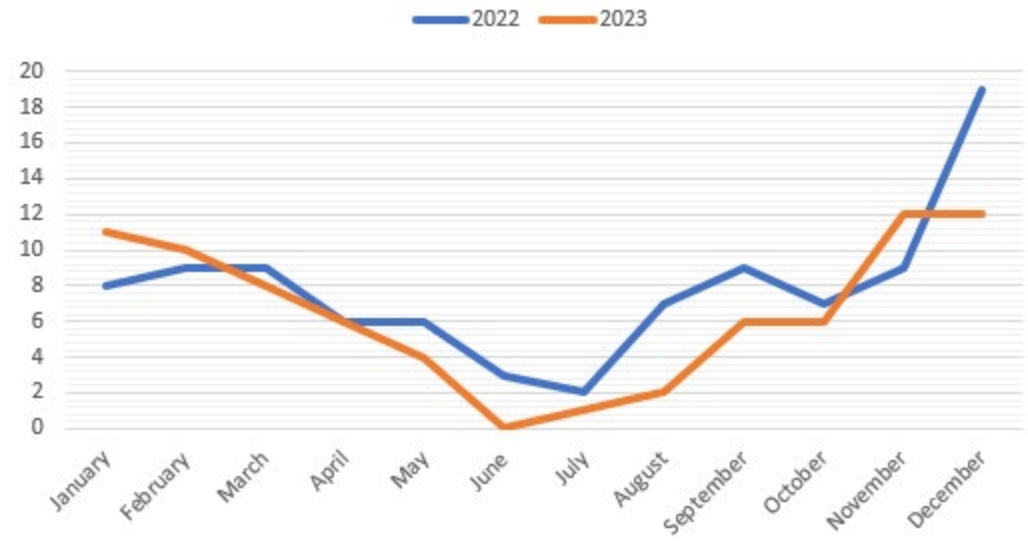


DEPARTMENT

### Meter Leak Report



### SEWER STOPPAGES



# Water Leaks

