



# DEPARTMENTAL REPORTS

**FEBRUARY 2025**

105 N. Rose Ave.  
Breckenridge, TX 76424  
254.559.8287  
[www.breckenridgetx.gov](http://www.breckenridgetx.gov)

# Finance

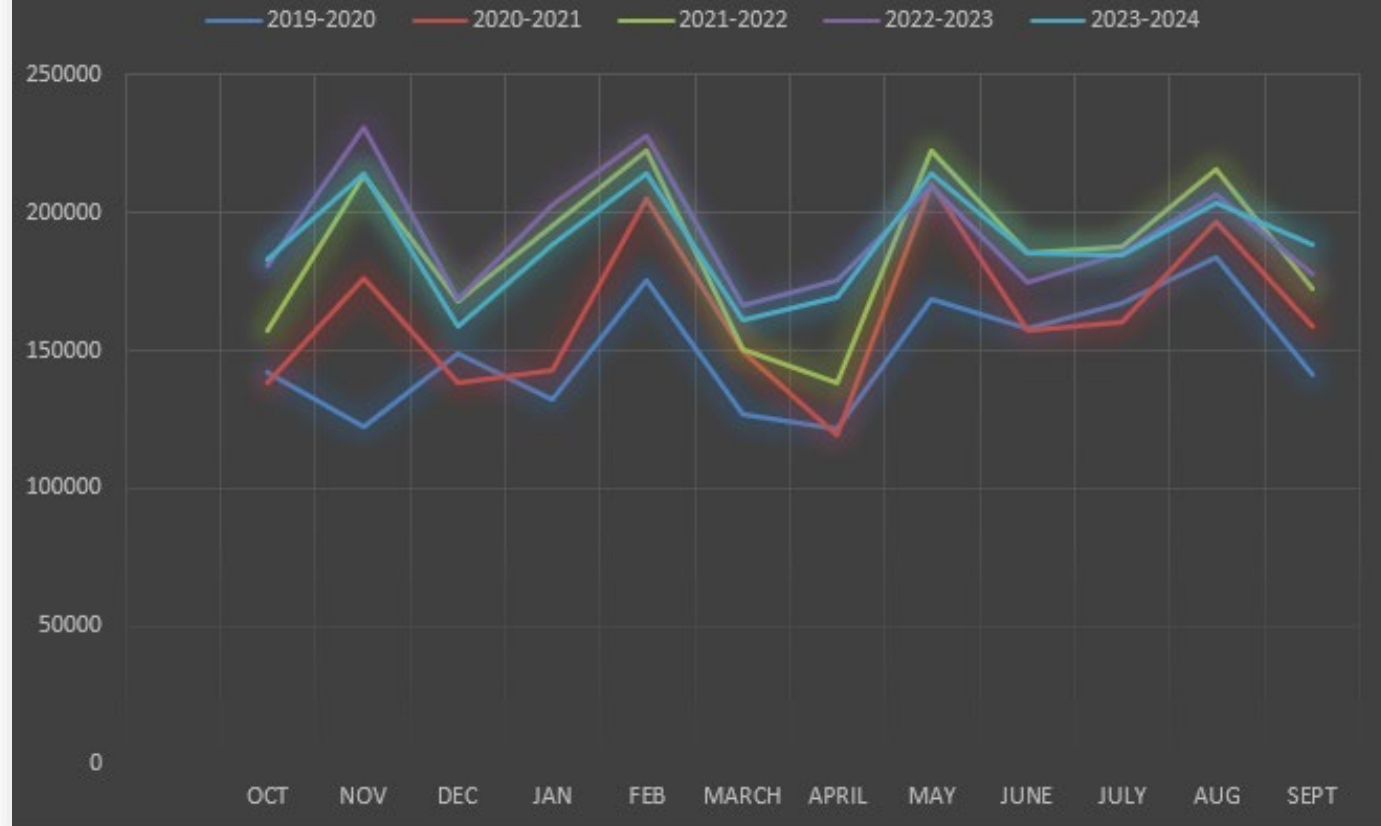
## Bank Statement Balances

	Account Name	Balances as of Feb. 2024	Balances as of Feb. 2025
1001	GENERAL FUND	\$ 2,569,773.32	\$ 2,815,206.77
1013	ARSON FUND	\$ 509.89	\$ 509.89
1014	FEDERAL TAX & LOAN	\$ 27,576.82	\$ 81.72
1001	WATER FUND	\$ 1,645,116.32	\$ 1,860,292.18
1001	WASTEWATER FUND	\$ 1,136,344.72	\$ 1,222,329.66
1001	SANITATION	\$ 9,293.79	\$ 38,602.23
1001	FIRE DEPT. SPECIAL	\$ 7,880.49	\$ 9,845.86
1001	FORFEITED PROPERTY	\$ 1,479.40	\$ 1,483.18
1002	PAYROLL FUND	\$ 31,466.10	\$ 34,243.96
1001	EQUIP. REPLACEMENT FUND	\$ 434,537.45	\$ 422,152.94
1001	STREET MAINTENANCE	\$ 165,265.79	\$ 419,701.88
1001	BRECKENRIDGE PARK FUND	\$ 10,487.25	\$ 10,045.04
1001	POLICE DEPT. SPECIAL	\$ 13,628.50	\$ 13,663.19
1001	Excess Sales Tax Revenue	\$ 17,651.63	\$ 17,696.59
1001	Breck Trade Days	\$ 39,467.36	\$ 39,567.88
1051	CO 2017 A&B Sinking /Rd	\$ -	\$ -
1001	Water Capital Projects	\$ -	\$ (110,693.27)
1001	Wastewater Capital Projects	\$ -	\$ 164,314.28
1001	Capital Improvement Project	\$ 221,921.16	\$ 166,676.77
1058	GENERAL DEBT SERVICE FUND	\$ -	\$ -
1001	General Debt Service Fund P/C	\$ 754,589.95	\$ 887,416.30
1001	REVENUE DEBT SERVICE FUND	\$ 520,232.43	\$ 587,492.04
1025	Rescue Boat Donation	\$ 1,814.92	\$ 1,819.45
1073	CWSRF LF1001492	\$ 3.02	\$ 3.02
1076	CWSRF LF1001492 ESCROW	\$ 1,206,670.72	\$ 1,227,164.73
1056	CWSRF CO 2022A L1001491	\$ 1.00	\$ 1.00
1074	CWSRF CO 2022A L1001491 ESCROW	\$ 959,514.38	\$ 1,003,120.59
1072	CWSRF CO 2022A L1001426	\$ 1.00	\$ 1.00
1075	CWSRF CO 2022A L1001426 ESCROW	\$ 2,032,144.20	\$ 2,124,497.30
1071	DWSRF LF1001495	\$ 2.10	\$ 4.27
1079	DWSRF LF1001495 ESCROW	\$ 1,320,297.01	\$ 1,175,409.14
1070	DWSRF CO 2022B L1001493	\$ 1.00	\$ 1.00
1078	DWSRF CO 2022B L1001493 ESCROW	\$ 1,384,829.34	\$ 1,447,764.50
1057	DWSRF CO 2022B L1001494	\$ 1.00	\$ 1.00
1077	DWSRF CO 2022B L1001494 ESCROW	\$ 970,703.01	\$ 1,014,817.79
1010	LOGIC CO 2023	\$ 8,267,878.45	\$ 5,585,366.00
	<b>TOTAL - ALL FUNDS</b>	<b>\$ 23,751,083.52</b>	<b>\$ 22,180,599.88</b>

# Fiscal Year Sales Tax Revenue Received

MONTH RECEIVED	2019-2020	2020-2021	2021-2022	2022-2023	2023-2024	2024-2025
OCT	\$ 142,235.00	\$ 138,040.00	\$ 157,493.00	\$ 180,530.00	\$ 182,914.00	\$ 176,173.38
NOV	\$ 122,415.00	\$ 176,091.00	\$ 213,510.00	\$ 230,739.00	\$ 214,002.00	\$ 205,342.24
DEC	\$ 149,000.00	\$ 138,215.00	\$ 167,667.00	\$ 169,037.00	\$ 158,898.22	\$ 186,724.15
JAN	\$ 132,144.00	\$ 142,770.00	\$ 195,423.00	\$ 203,137.00	\$ 188,303.00	\$ 175,492.04
FEB	\$ 175,232.00	\$ 204,822.00	\$ 222,525.00	\$ 228,165.00	\$ 214,081.01	\$ 256,722.47
MARCH	\$ 127,285.00	\$ 149,849.00	\$ 150,395.00	\$ 166,133.00	\$ 161,140.16	\$ 163,877.32
APRIL	\$ 121,607.00	\$ 119,118.00	\$ 138,407.00	\$ 175,455.75	\$ 169,163.00	
MAY	\$ 168,693.00	\$ 210,823.00	\$ 222,804.00	\$ 210,071.22	\$ 213,927.83	
JUNE	\$ 158,145.00	\$ 157,037.00	\$ 185,695.00	\$ 175,128.00	\$ 185,557.61	
JULY	\$ 167,474.00	\$ 160,631.00	\$ 187,757.00	\$ 185,736.00	\$ 184,363.32	
AUG	\$ 183,855.00	\$ 196,582.00	\$ 215,658.00	\$ 206,710.00	\$ 203,593.65	
SEPT	\$ 141,151.17	\$ 158,558.00	\$ 172,552.00	\$ 177,704.47	\$ 188,524.22	
TOTAL	\$ 1,789,236.17	\$ 1,952,536.00	\$ 2,229,886.00	\$ 2,308,546.44	\$ 2,264,468.02	\$ 1,164,331.60

### Sales Tax History



# SECURITIES PLEDGED

The following shows the calculation of deposit coverage for the deposits of The City of Breckenridge held in

Clear Fork Bank on: February 27, 2028

and securities pledged as of: February 26, 2025

Checking account balances:	\$	8,625,583.07
CD balances:	\$	-
Total on deposit:	\$	<u>8,625,583.07</u>

FDIC Insurance coverage:		
Checking account balances:	\$	250,000.00
CD balances:	\$	-
	\$	<u>250,000.00</u>

Total Deposit balance		
less FDIC coverage:	\$	<u>8,375,583.07</u>

Securities pledged at market value:	\$	<u>8,630,418.16</u>
-------------------------------------	----	---------------------

Excess securities pledged:	\$	<u>254,835.09</u>
----------------------------	----	-------------------

## 2023 CO BOND

BOND  
AMOUNT

•\$8,641,984.74

BANK  
TRANSFERS

•\$3,227,277.00

TOTAL  
INTEREST  
EARNED

•\$616,321.25

CURRENT  
BALANCE

•\$6,031,028.99

# 2023 CO BOND-LOGIC PROJECT EXPENDITURES

## STREETS

\$2,650,357.03

## PARK IMPROVEMENT

\$742,833.17

## FACILITIES IMPROVEMENT

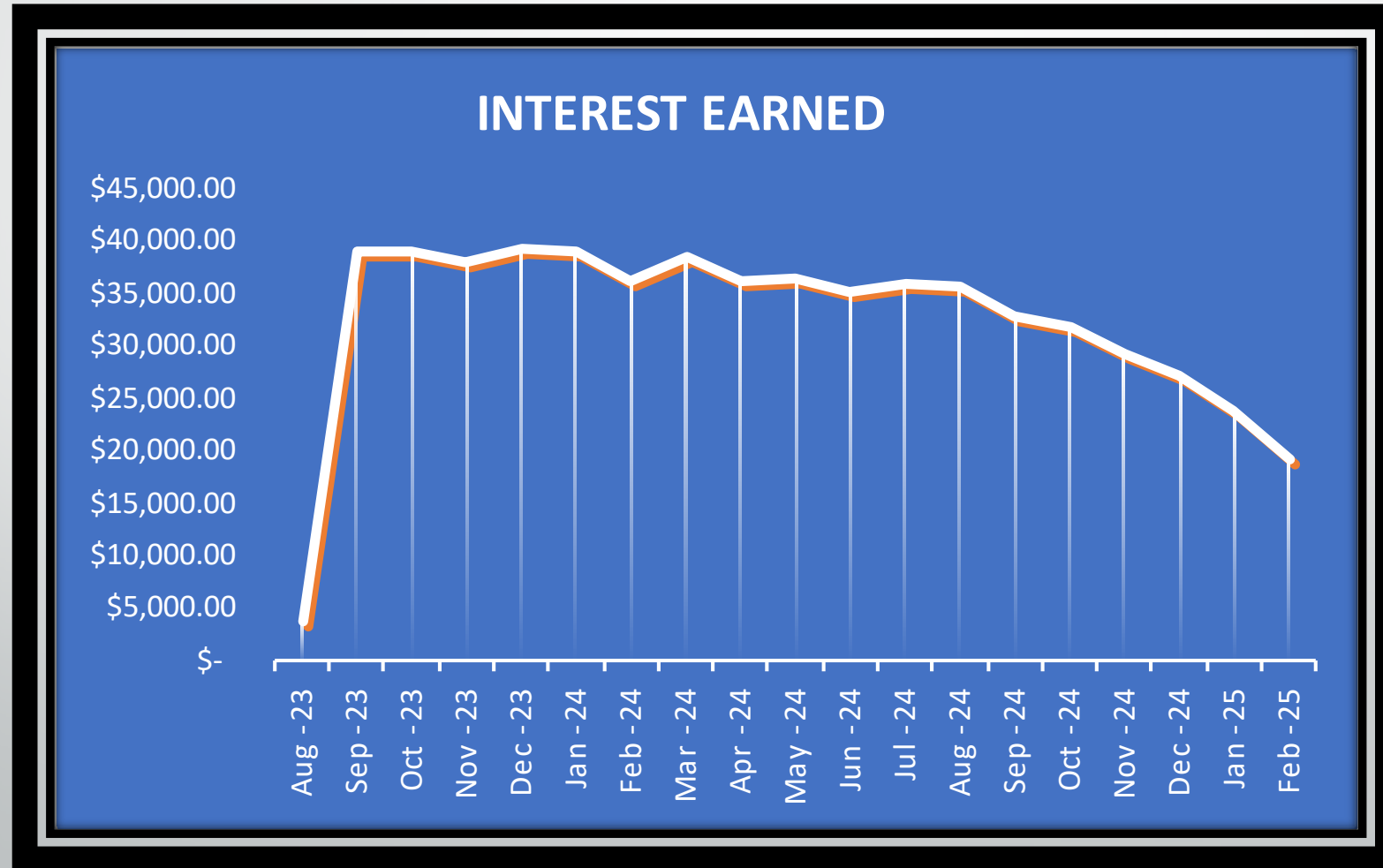
\$279,118.76



# 2023 CO BOND-LOGIC INTEREST EARNED

**FEBRUARY 2025: \$19,297.13**

**TOTAL: \$616,297.13**



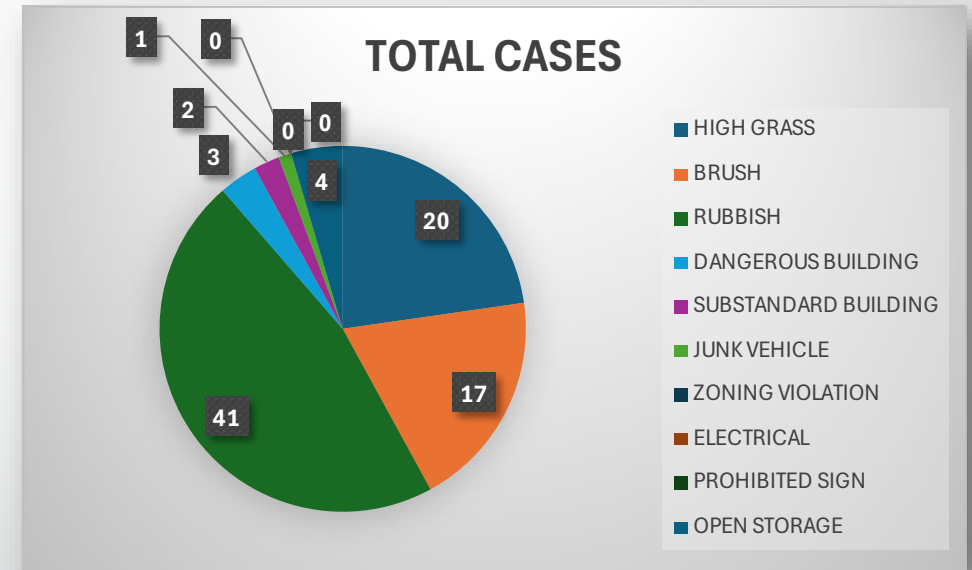
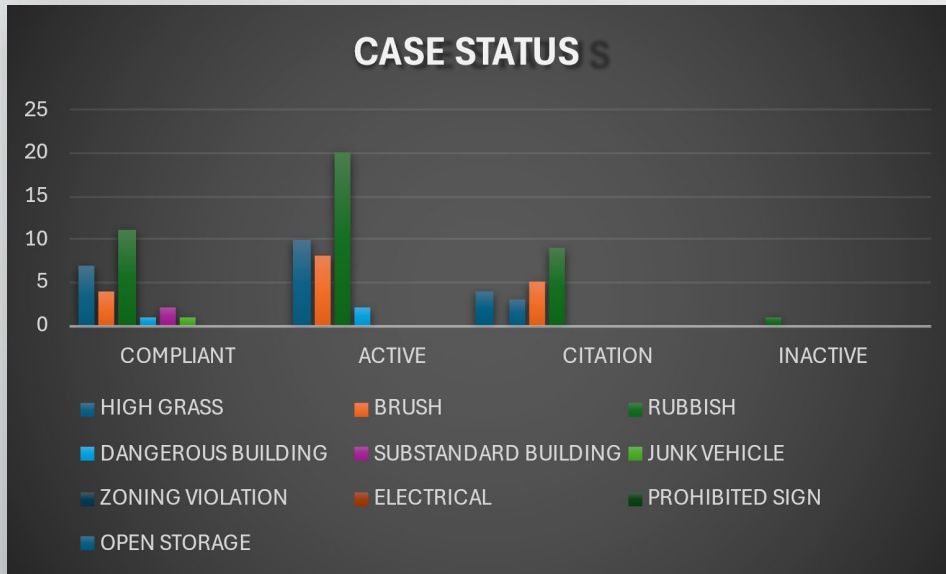


# BUILDING & DEVELOPMENT

FEBRUARY 2025		FY 2024-2025
Permits Issued:		
Building	3	19
Roof	1	3
Fence, windows, siding, etc.	1	2
Sign	0	1
Mobile home	3	5
Certificate of Occupancy	1	3
Electrical	5	29
Plumbing	3	15
Gas line	1	14
Irrigation	0	0
HVAC	1	7
Moving	0	0
Demolition	0	0
P&Z	0	0
Variance	0	1
Prelim/final plat/replat	1 replat	1 replat
Solicitor/vendor	0	1
Beer/wine/liquor license	0	5
Gaming machine license	0	4
Food Mobile Unit	1	8
Fire alarm	1	2
Fire sprinkler	0	0

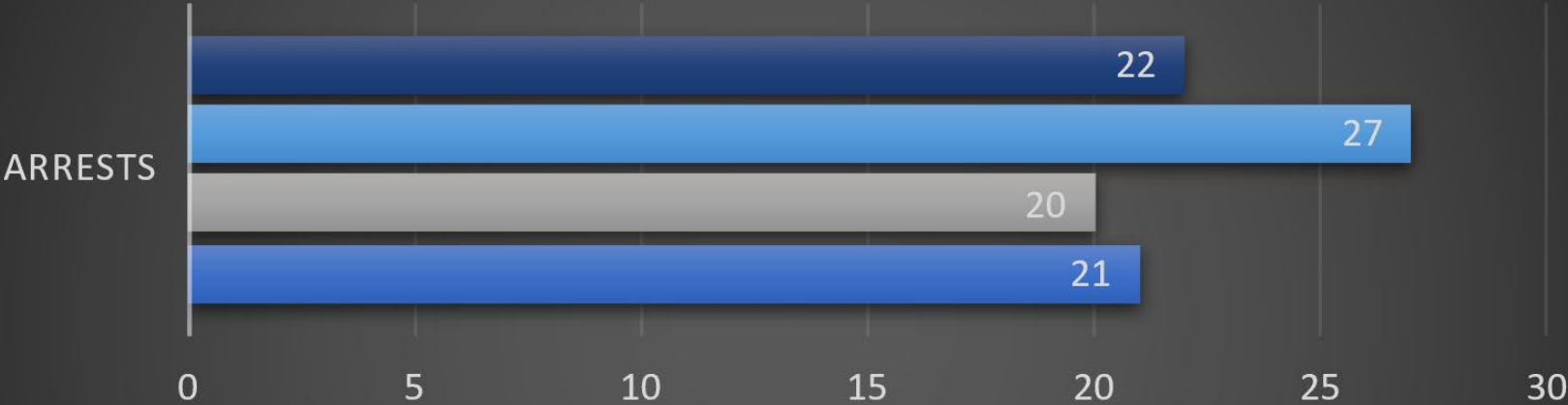
# CODE ENFORCEMENT

## FEBRUARY 2025 CASES: 88





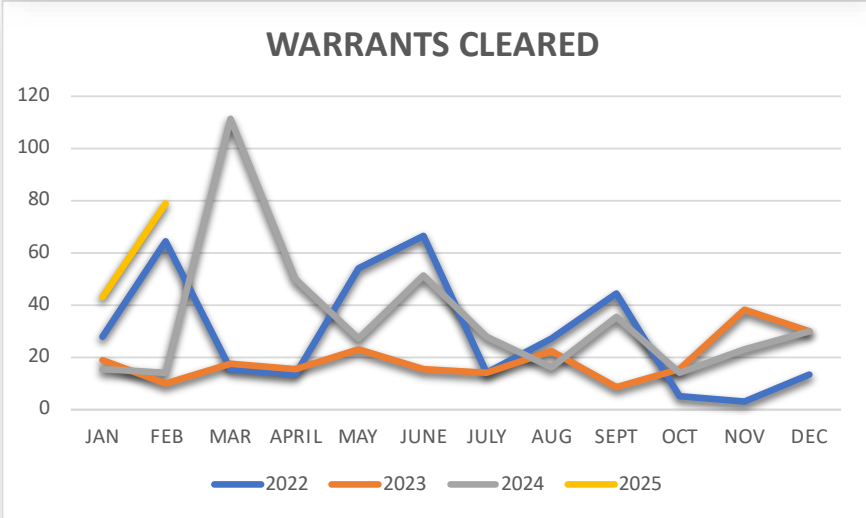
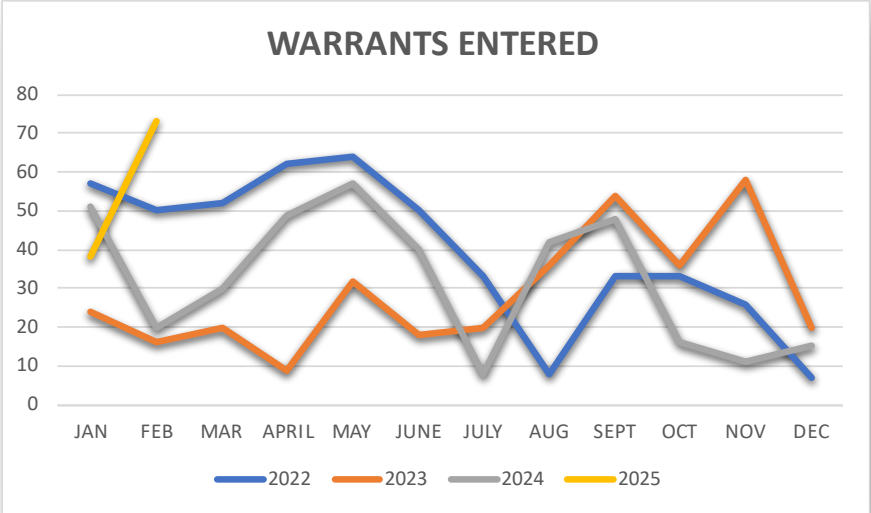
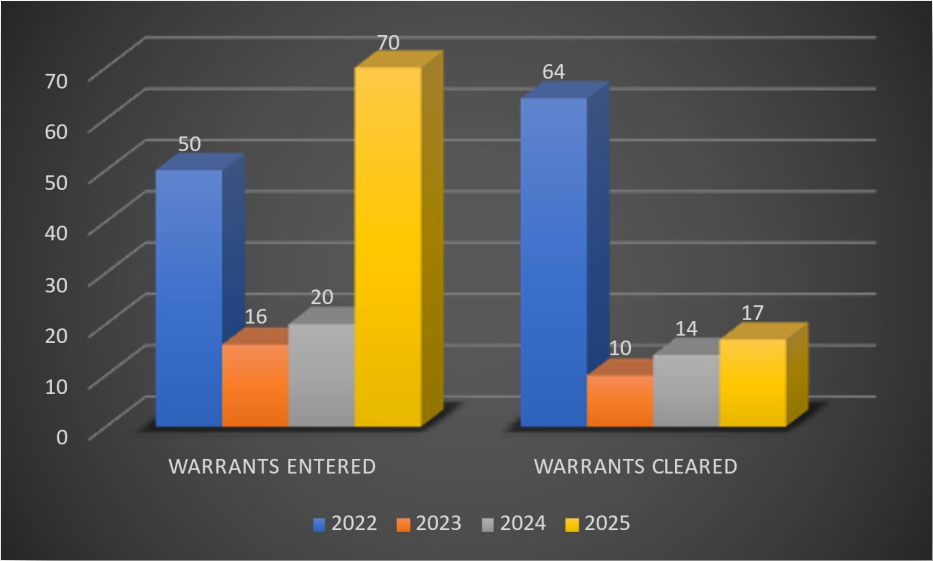
# DECEMBER TOTAL ARRESTS



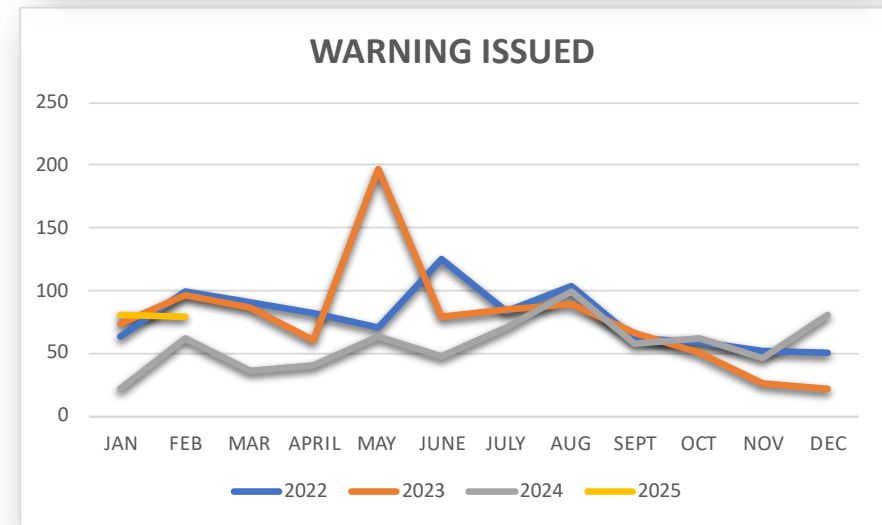
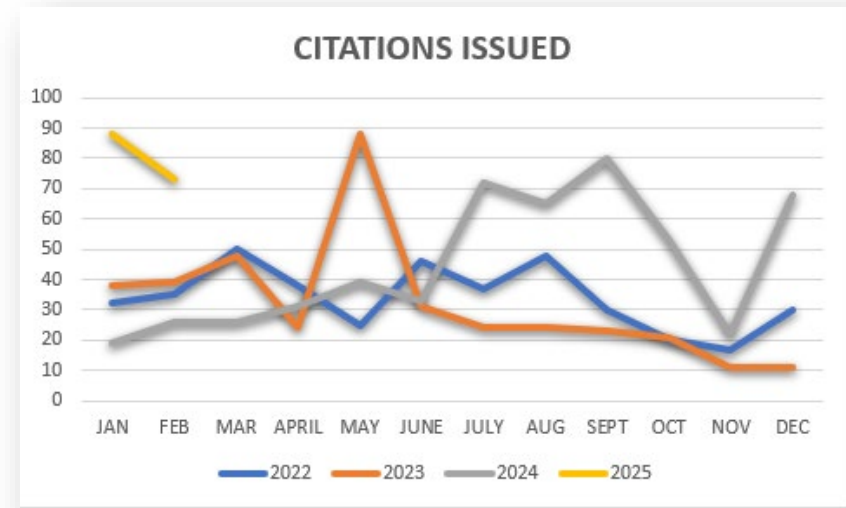
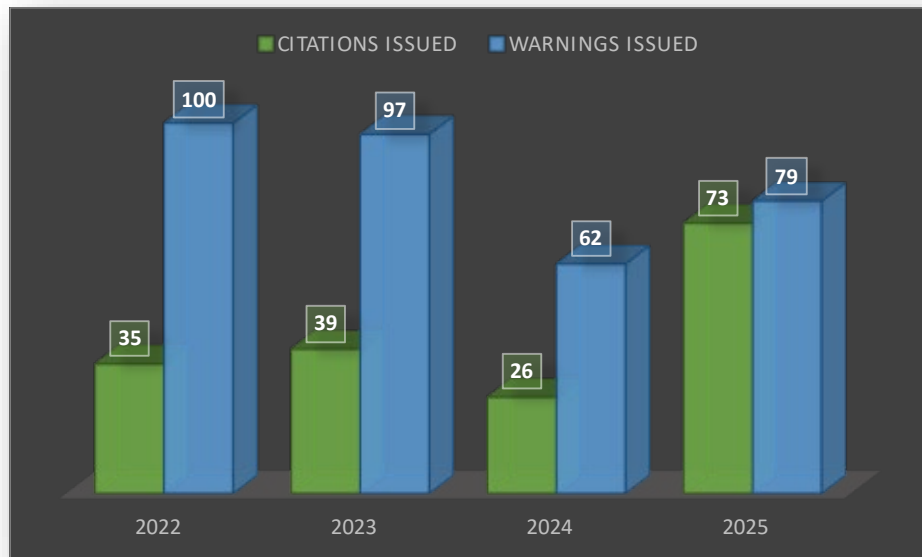
	ARRESTS
2025	22
2024	27
2023	20
2022	21

[illegible]

# FEBRUARY WARRANTS



# JANUARY CITATIONS & WARNINGS





CALL TYPE		
	CITY	COUNTY
AGGRESSIVE	2	0
BITE	1	0
CARCASS	7	0
INJURED/SICK	4	0
RETURNED TO OWNER IN FIELD	0	0
RUNNING AT LARGE	24	1
NUISANCE/COMPLAINT	0	0
WELFARE CHECK	12	0
OTHER	57	0
<b>TOTAL</b>	<b>107</b>	<b>1</b>

**FEBRUARY  
ANIMAL  
CONTROL  
TOTAL CALLS: 108**

# FEBRUARY

## ANIMAL CONTROL

SHELTER INTAKE		
	CITY	COUNTY
STRAY/RUNNING AT LARGE	15	1
SEIZED BY LAW	0	0
OWNER SURRENDER	1	0
RABIES QUARANTINE OBSERVATION	1	0
<b>TOTAL</b>	<b>17</b>	<b>1</b>

RABIES QUARANTINE OBSERVATION		
	CITY	COUNTY
HOME QUARANTINE	0	0
SHELTER QUARANTINE	1	0
<b>TOTAL</b>	<b>1</b>	<b>0</b>

TOTAL IN SHELTER AT END OF MONTH	
CITY	18
COUNTY	3
CITY QUARANTINE	1
COUNTY QUARANTINE	0

LEFT THE SHELTER		
	CITY	COUNTY
ADOPTED FROM SHELTER	2	0
RECLAIMED BY OWNER	2	3
RETURNED AFTER QUARANTINE	0	0
TRANSFERRED TO RESCUE PARTNER	6	0
<b>TOTAL</b>	<b>10</b>	<b>3</b>

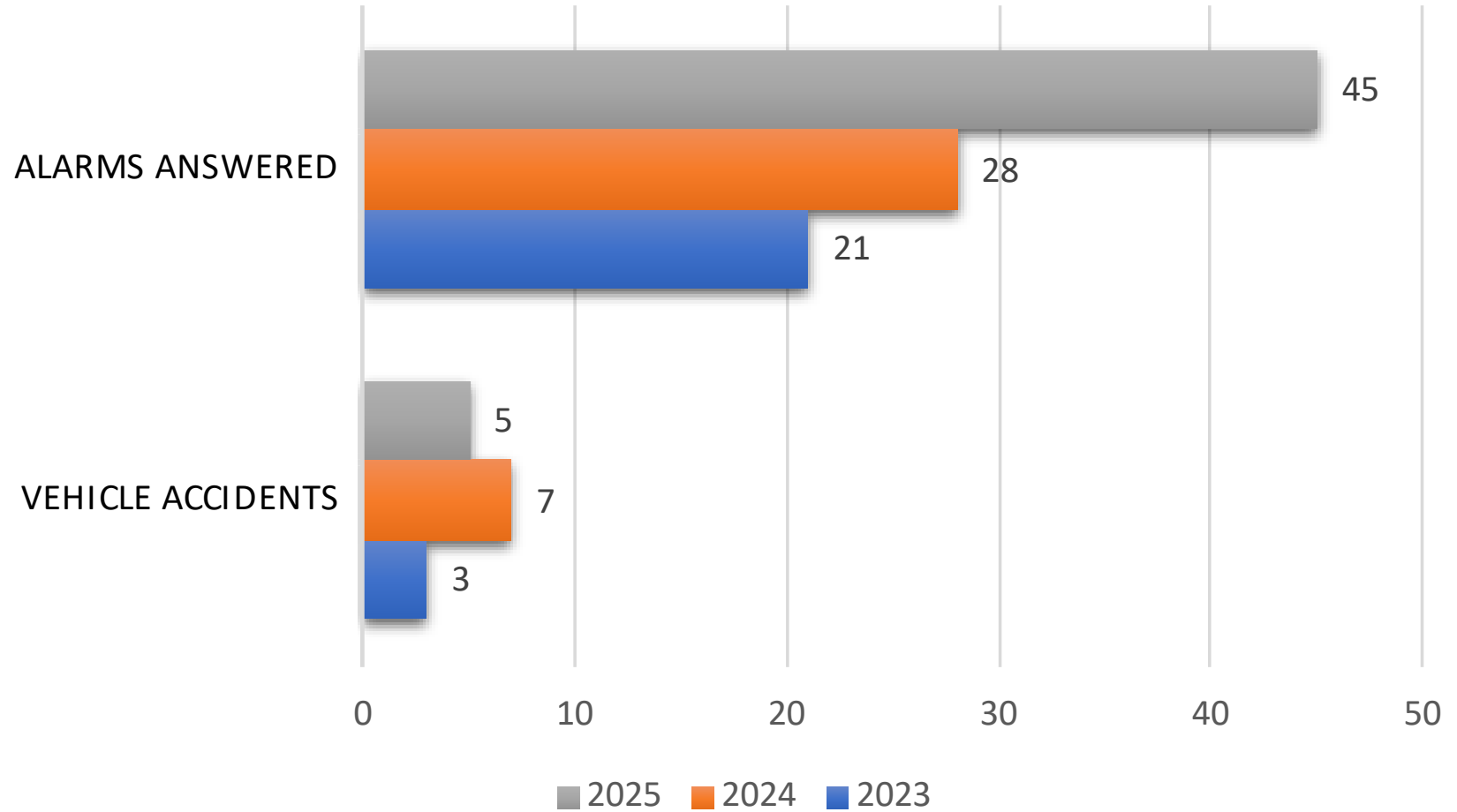
HUMANE EUTHANASIA		
	CITY	COUNTY
BEHAVIORAL	0	0
MEDICAL	1	0
OWNER SURRENDER	0	0
<b>TOTAL</b>	<b>1</b>	<b>0</b>

CITATIONS ISSUED	18
WARNING ISSUED	5
CASES IN MUNICIPAL COURT	0

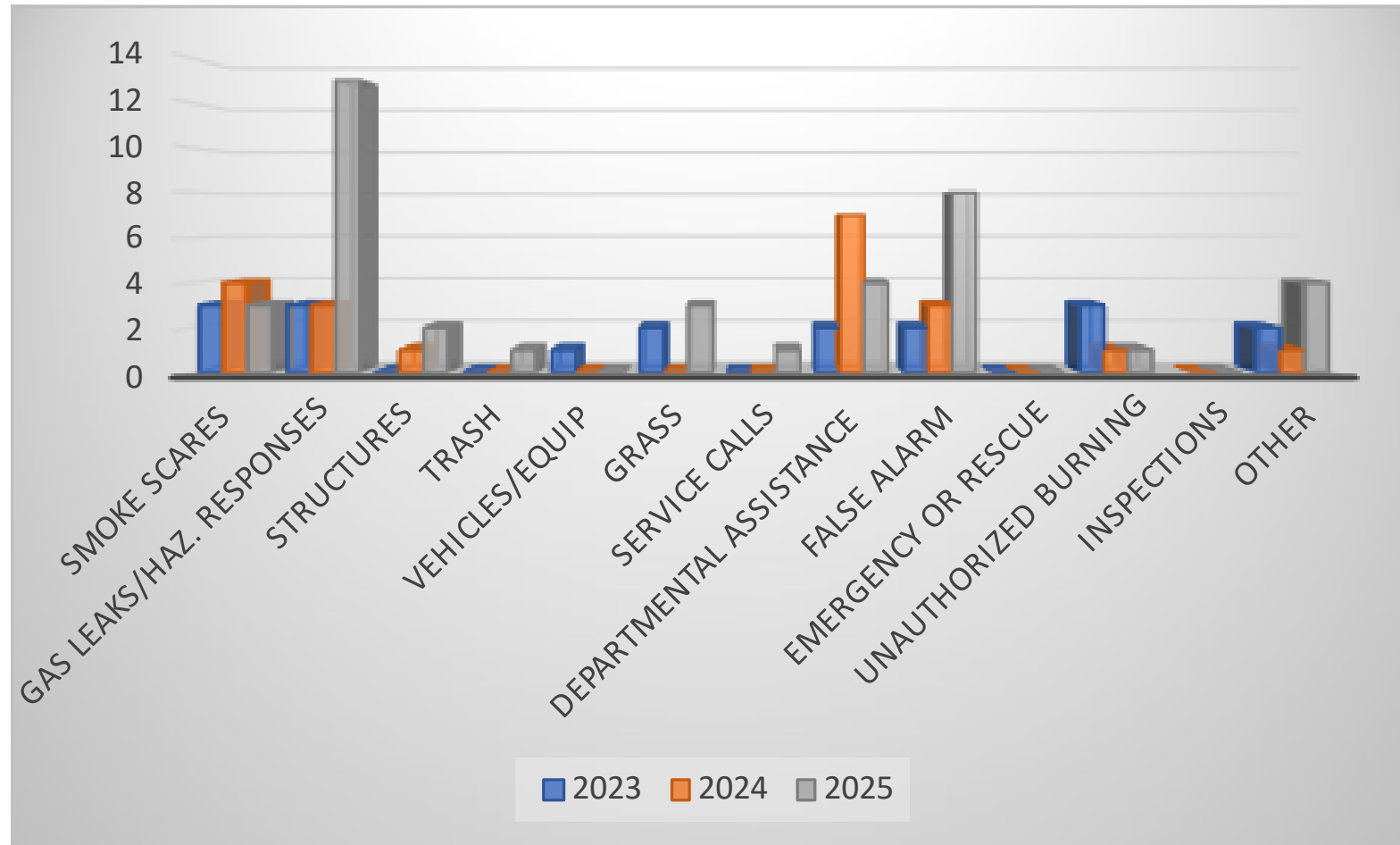




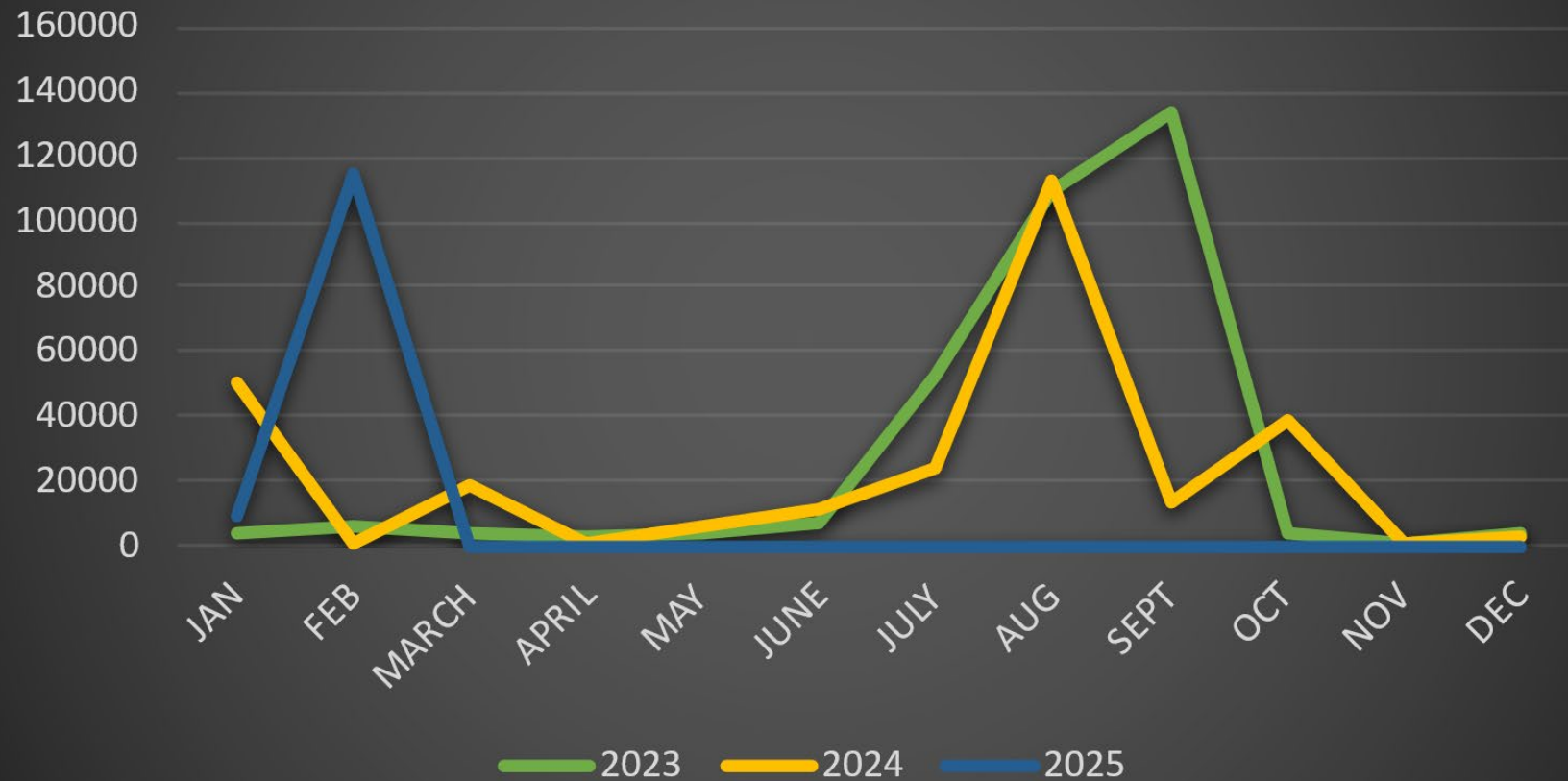
# FEBRUARY



# FEBRUARY CALLS FOR SERVICE



## WATER USAGE (GAL)



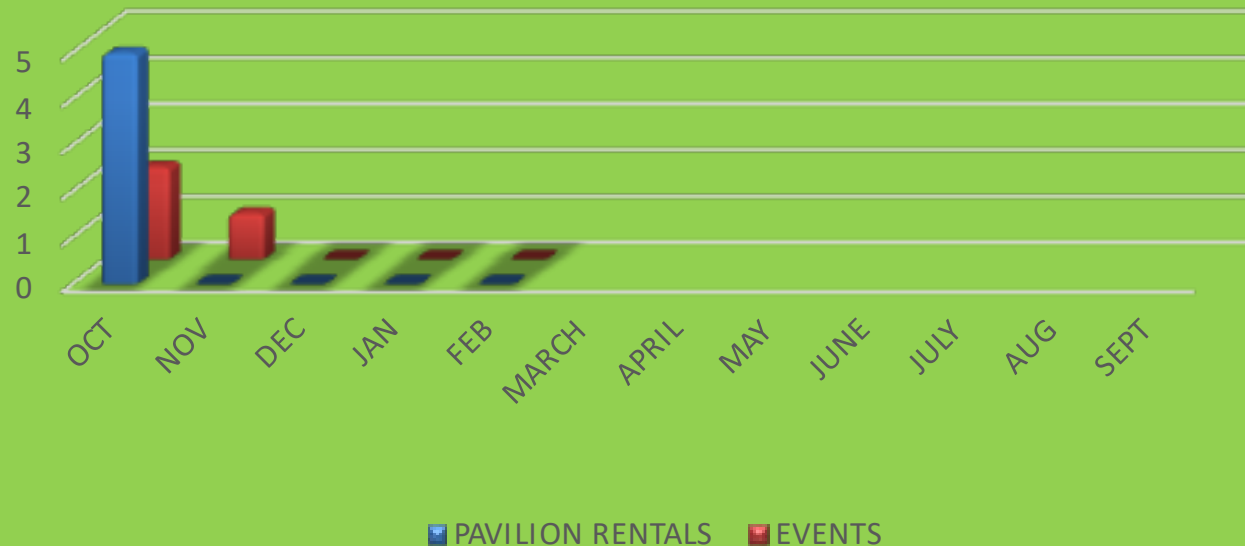


# PARKS & CEMETERY





## Parks and Rec-2024-2025



0 pavilion rentals

Maintaining all parks

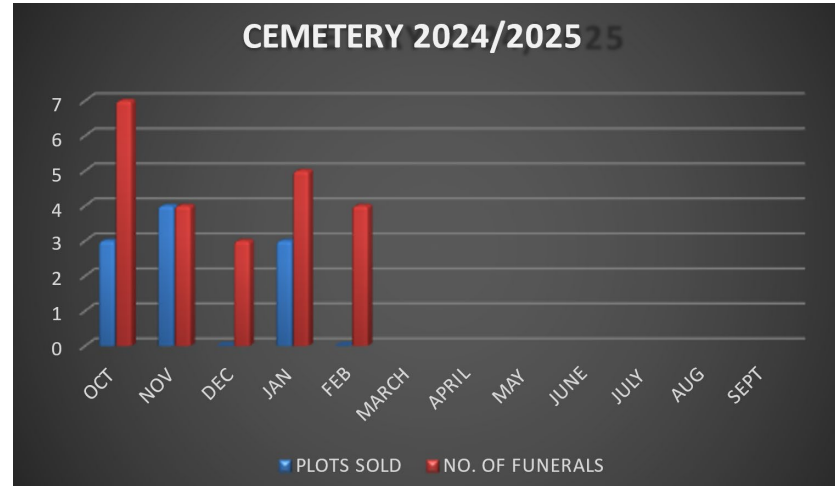
Gathering auction inventory

Maintaining Pool

Working on the community garden

Trimming Trees

Trim Crape myrtles



Leveling small military stone

Mowing and weed-eating

Maintaining Cemetery

Maintaining equipment

Did semi annual clean up

Picked up a large amount of solar lights

Filling low spots and graves

Filling Graves

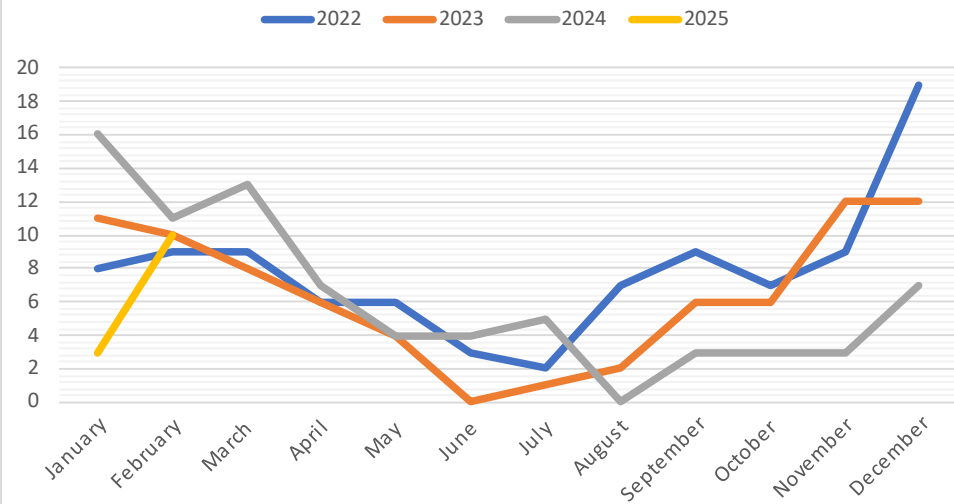
# CEMETERY

PUBLIC WORKS

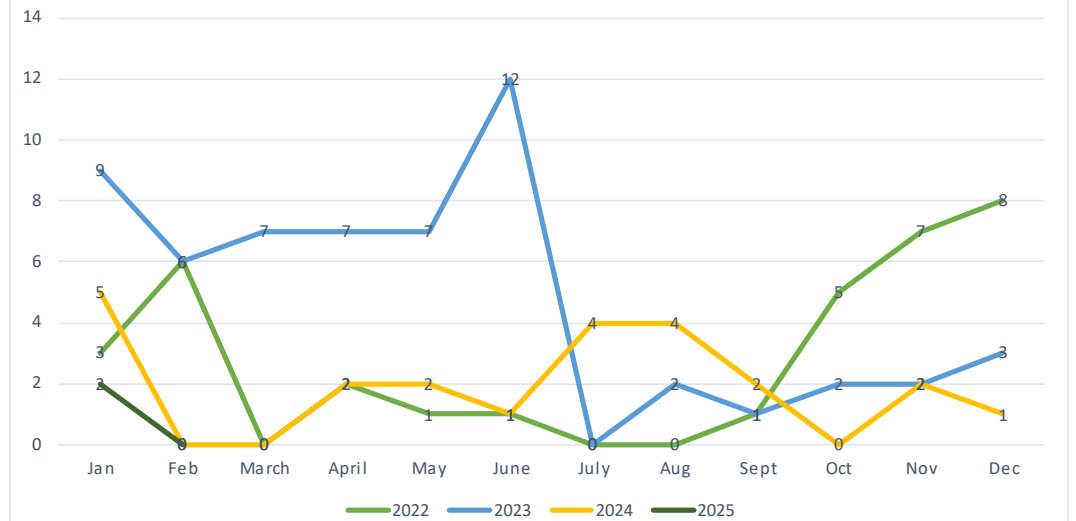


DEPARTMENT

## SEWER STOPPAGES



## Meter Leak Report



# WATER LEAKS

