



DEPARTMENTAL REPORTS

NOVEMBER 2024

105 N. Rose Ave.
Breckenridge, TX 76424
254.559.8287
www.breckenridgetx.gov

Finance

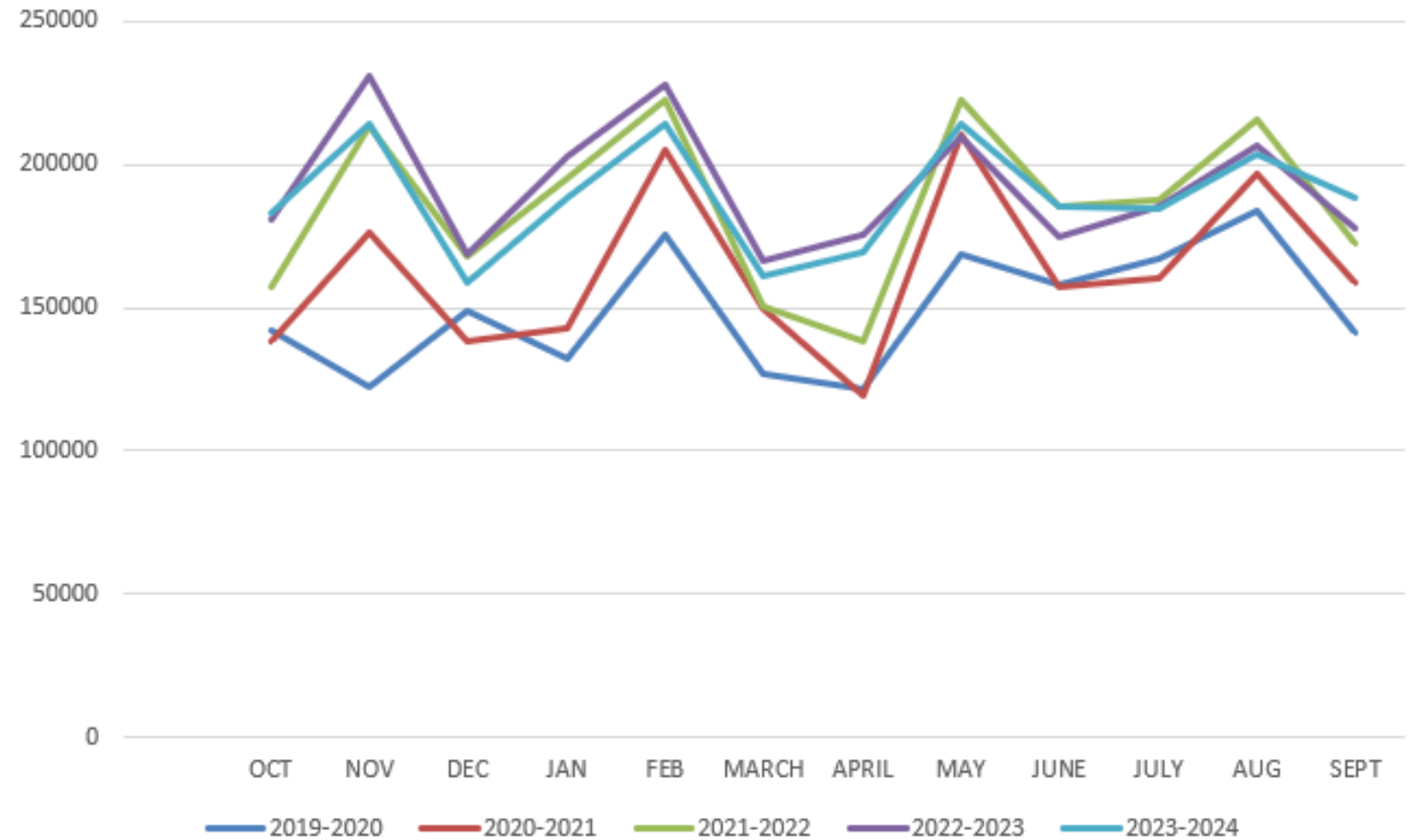
Bank Statement Balances

	Account Name	Balances as of Nov. 2023	Balances as of Nov. 2024
1001	GENERAL FUND	\$ 1,170,007.24	\$ 1,627,151.17
1013	ARSON FUND	\$ 509.89	\$ 509.89
1014	FEDERAL TAX & LOAN	\$ 81.09	\$ 81.49
1001	WATER FUND	\$ 1,654,721.39	\$ 1,963,741.28
1001	WASTEWATER FUND	\$ 1,112,585.31	\$ 1,303,142.01
1001	SANITATION	\$ 12,333.08	\$ 36,659.00
1001	FIRE DEPT. SPECIAL	\$ 12,222.03	\$ 7,851.66
1001	FORFEITED PROPERTY	\$ 1,478.46	\$ 1,481.94
1002	PAYROLL FUND	\$ 33,064.01	\$ 34,323.46
1001	EQUIP. REPLACEMENT FUND	\$ 369,470.88	\$ 399,543.39
1001	STREET MAINTENANCE	\$ 97,099.43	\$ 343,773.97
1001	BRECKENRIDGE PARK FUND	\$ 9,616.16	\$ 9,639.63
1001	POLICE DEPT. SPECIAL	\$ 13,619.88	\$ 13,651.82
1001	Excess Sales Tax Revenue	\$ 17,640.48	\$ 17,681.85
1001	Breck Trade Days	\$ 39,442.42	\$ 39,534.94
1051	CO 2017 A&B Sinking /Rd	\$ -	\$ -
1001	Water Capital Projects	\$ -	\$ (110,693.27)
1001	Wastewater Capital Projects	\$ -	\$ 164,314.28
1001	Capital Improvement Project	\$ 314,068.01	\$ 134,502.01
1058	GENERAL DEBT SERVICE FUND	\$ -	\$ -
1001	General Debt Service Fund P/C	\$ 200,738.96	\$ 265,159.15
1001	REVENUE DEBT SERVICE FUND	\$ 208,000.00	\$ 312,689.13
1025	Rescue Boat Donation	\$ 1,813.79	\$ 1,818.33
1073	CWSRF LF1001492	\$ 7,272.82	\$ 3.02
1076	CWSRF LF1001492 ESCROW	\$ 1,211,589.24	\$ 1,226,719.45
1056	CWSRF CO 2022A L1001491	\$ 1.00	\$ 1.00
1074	CWSRF CO 2022A L1001491 ESCROW	\$ 948,277.66	\$ 993,196.11
1072	CWSRF CO 2022A L1001426	\$ 1.00	\$ 1.00
1075	CWSRF CO 2022A L1001426 ESCROW	\$ 2,008,346.09	\$ 2,103,478.39
1071	DWSRF LF1001495	\$ 2.10	\$ 22,273.96
1079	DWSRF LF1001495 ESCROW	\$ 1,325,709.25	\$ 1,197,916.79
1070	DWSRF CO 2022B L1001493	\$ 1.00	\$ 1.00
1078	DWSRF CO 2022B L1001493 ESCROW	\$ 1,368,611.83	\$ 1,433,440.92
1057	DWSRF CO 2022B L1001494	\$ 1.00	\$ 1.00
1077	DWSRF CO 2022B L1001494 ESCROW	\$ 959,335.26	\$ 1,004,777.65
1010	LOGIC CO 2023	\$ 8,322,465.45	\$ 7,313,297.42
	TOTAL - ALL FUNDS	\$ 21,420,126.21	\$ 21,861,664.84

Fiscal Year Sales Tax Revenue Received

MONTH RECEIVED	2019-2020	2020-2021	2021-2022	2022-2023	2023-2024	2024-2025
OCT	\$ 142,235.00	\$ 138,040.00	\$ 157,493.00	\$ 180,530.00	\$ 182,914.00	176173.38
NOV	\$ 122,415.00	\$ 176,091.00	\$ 213,510.00	\$ 230,739.00	\$ 214,002.00	205342.24
DEC	\$ 149,000.00	\$ 138,215.00	\$ 167,667.00	\$ 169,037.00	\$ 158,898.22	186724.15
JAN	\$ 132,144.00	\$ 142,770.00	\$ 195,423.00	\$ 203,137.00	\$ 188,303.00	
FEB	\$ 175,232.00	\$ 204,822.00	\$ 222,525.00	\$ 228,165.00	\$ 214,081.01	
MARCH	\$ 127,285.00	\$ 149,849.00	\$ 150,395.00	\$ 166,133.00	\$ 161,140.16	
APRIL	\$ 121,607.00	\$ 119,118.00	\$ 138,407.00	\$ 175,455.75	\$ 169,163.00	
MAY	\$ 168,693.00	\$ 210,823.00	\$ 222,804.00	\$ 210,071.22	\$ 213,927.83	
JUNE	\$ 158,145.00	\$ 157,037.00	\$ 185,695.00	\$ 175,128.00	\$ 185,557.61	
JULY	\$ 167,474.00	\$ 160,631.00	\$ 187,757.00	\$ 185,736.00	\$ 184,363.32	
AUG	\$ 183,855.00	\$ 196,582.00	\$ 215,658.00	\$ 206,710.00	\$ 203,593.65	
SEPT	\$ 141,151.17	\$ 158,558.00	\$ 172,552.00	\$ 177,704.47	\$ 188,524.22	
TOTAL	\$ 1,789,236.17	\$ 1,952,536.00	\$ 2,229,886.00	\$ 2,308,546.44	\$ 2,264,468.02	\$ 568,239.77

Sales Tax History



SECURITIES PLEDGED

The following shows the calculation of deposit coverage for the deposits of The City of Breckenridge held in

Clear Fork Bank on: November 26, 2024

and securities pledged as of: November 26, 2024

Checking account balances:	\$ 6,456,122.71
CD balances:	\$ -
Total on deposit:	<u>\$ 6,456,122.71</u>
FDIC Insurance coverage:	
Checking account balances:	\$ 250,000.00
CD balances:	\$ -
	<u>\$ 250,000.00</u>
Total Deposit balance	
less FDIC coverage:	<u>\$ 6,206,122.71</u>
Securities pledged at market value:	<u>\$ 6,661,816.71</u>
Excess securities pledged:	<u>\$ 455,694.00</u>

2023 CO BOND

BOND
AMOUNT

•\$8,641,984.74

BANK
TRANSFERS

•\$1,874,433.00

TOTAL
INTEREST
EARNED

•\$545,745.67

CURRENT
BALANCE

•\$7,313,297.76

2023 CO BOND-LOGIC PROJECT EXPENDITURES

STREETS

\$858,150.74

PARK IMPROVEMENT

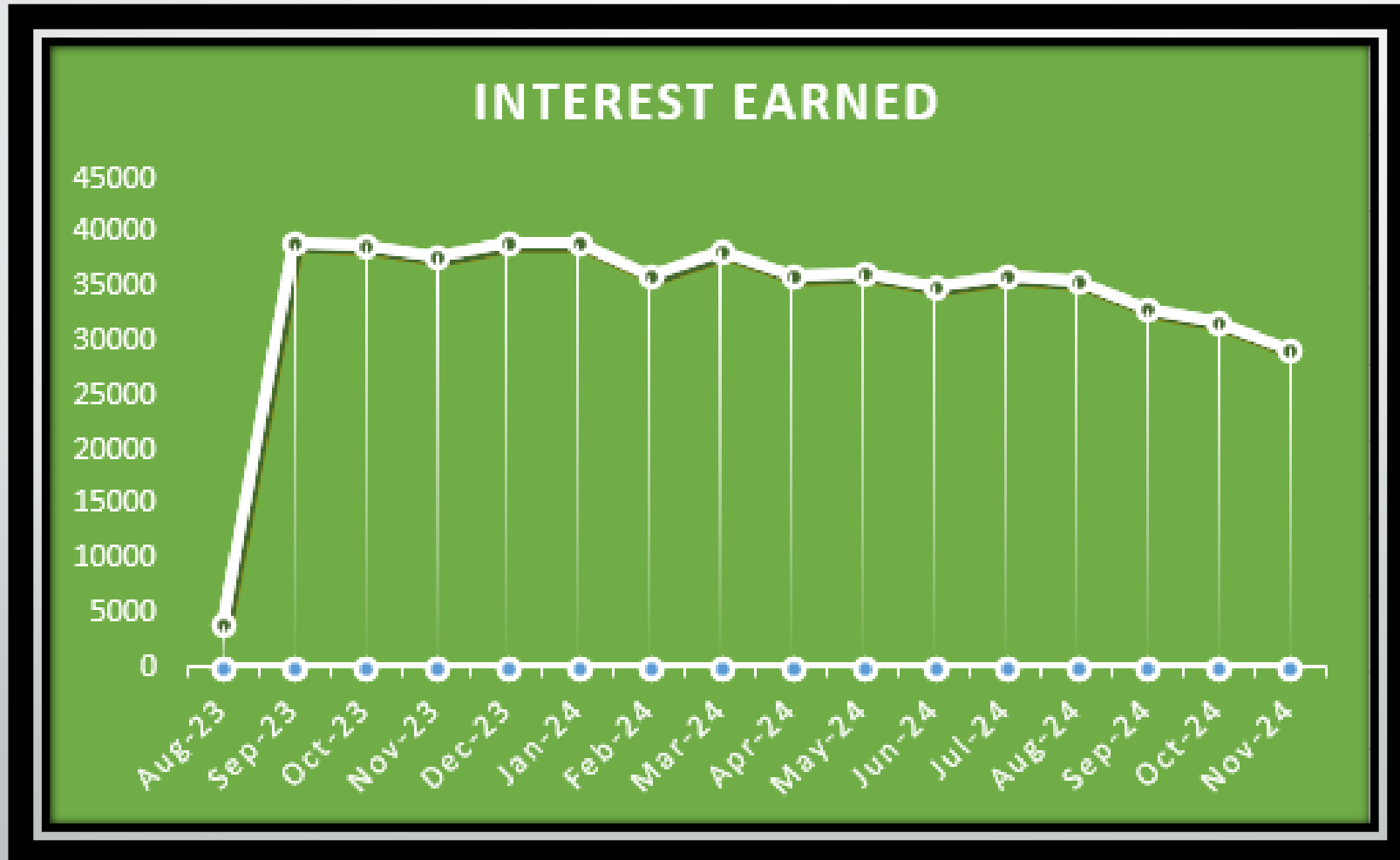
\$742,883.17

FACILITIES IMPROVEMENT

\$272,818.76

2023 CO BOND-LOGIC INTEREST EARNED

NOVEMBER 2024: \$29,336.63 **TOTAL: \$545,745.67**



BUILDING & DEVELOPMENT

NOVEMBER 2024		FY 2024-2025
Permits Issued:		
Building	5	10
Roof	1	1
Fence, windows, siding, etc.	0	0
Sign	0	0
Mobile home	1	1
Certificate of Occupancy	2	2
Electrical	6	15
Plumbing	2	5
Gas line	4	7
Irrigation	0	0
HVAC	1	2
Moving	0	0
Demolition	0	0
P&Z	0	0
Variance	1	1
Prelim/final plat/replat	0	0
Solicitor/vendor	0	0
Beer/wine/liquor license	3	4
Gaming machine license	0	1
Food Mobile Unit	4	7
Fire alarm	0	0
Fire sprinkler	0	0

CODE ENFORCEMENT

Violations reported to Code Enforcement via email – 0

Violations reported to Code Enforcement via phone – 0

New violations cases opened – 2

Blocking ROW – 710 N. Breckenridge Ave.

Setback issues – 1310 W. 6th

Violations closed due to compliance – 1

710 N. Breckenridge Ave. – ROW cleared

Cases sent to Municipal Court – 1

1310 W. 6th

CODE ENFORCEMENT

Substandard homes ready for demolition by the city – 7

1305 W. 1st (city-owned)

601 N. Harvey (city-owned)

919 N. Breckenridge Ave. (city-owned)

513 S. Stoker

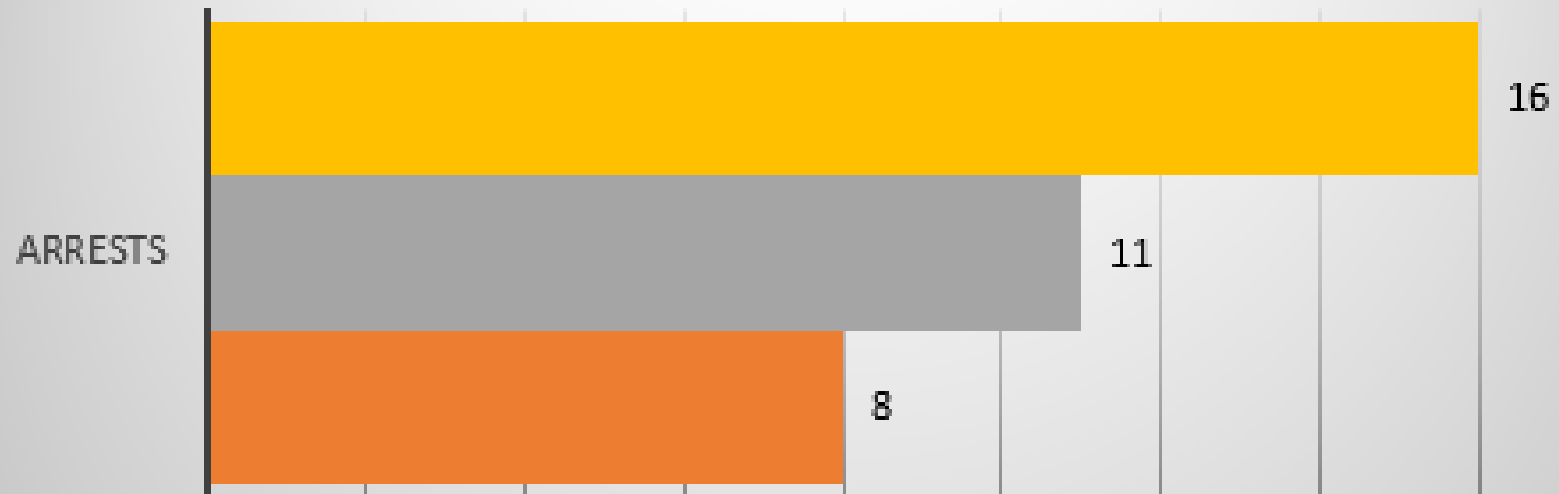
1214 W. 4th

308 S. Pecan

714 S. Cutting



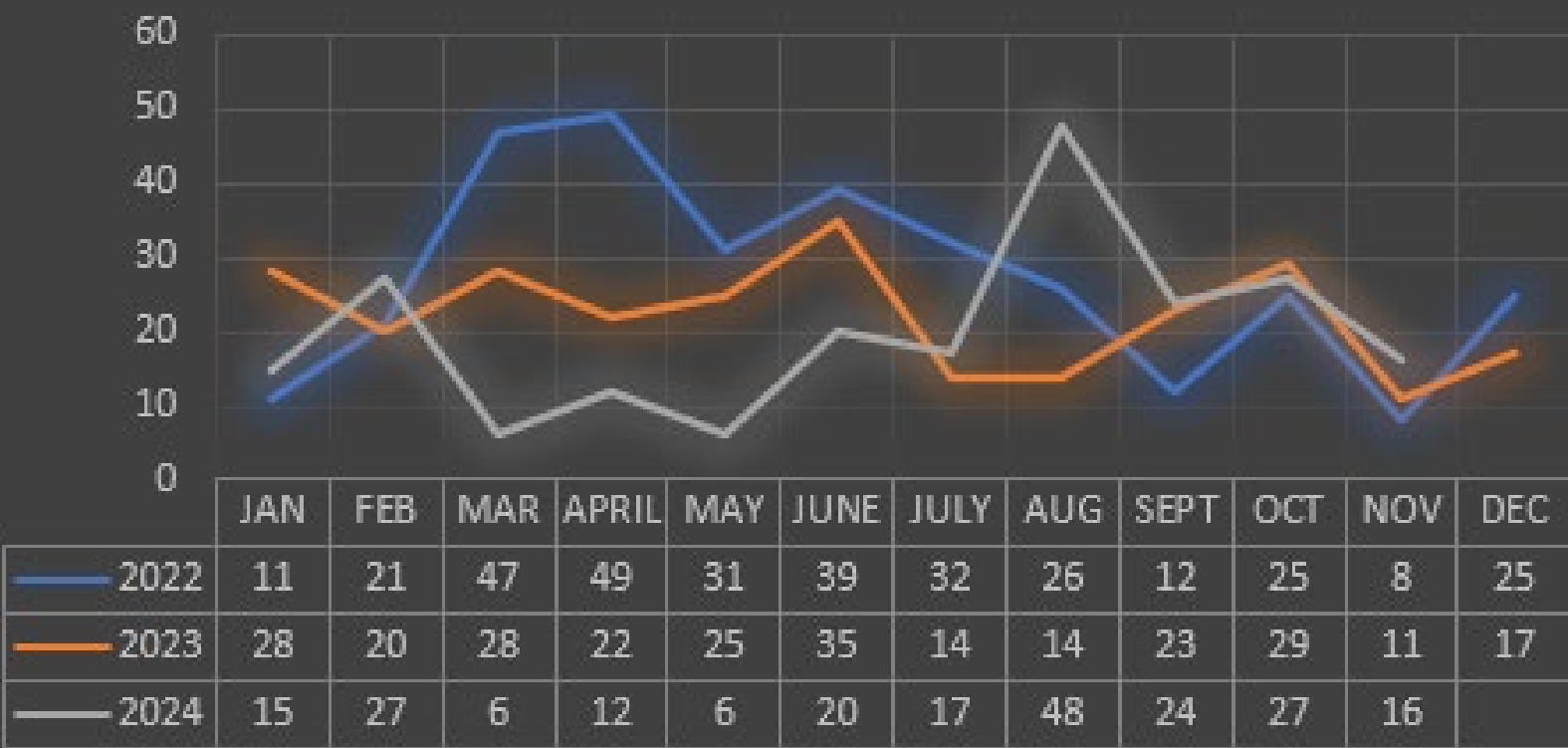
NOVEMBER TOTAL ARRESTS



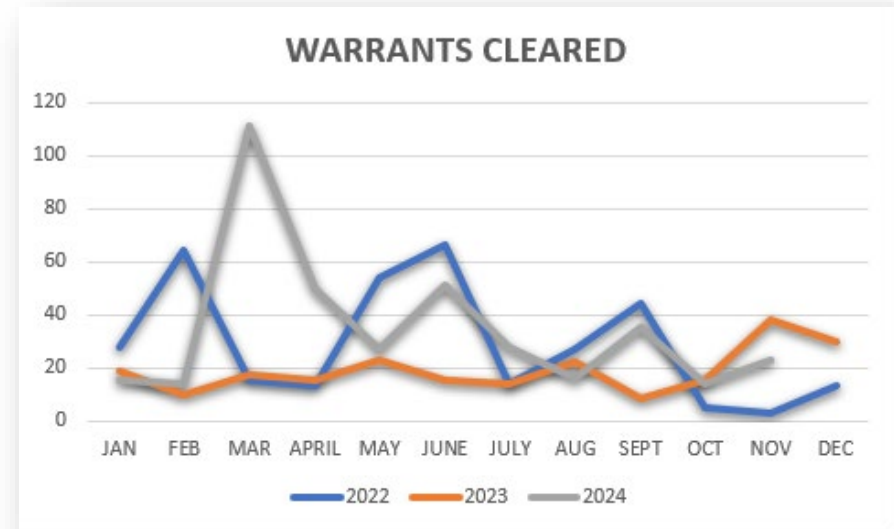
	ARRESTS
2024	16
2023	11
2022	8

ARRESTS

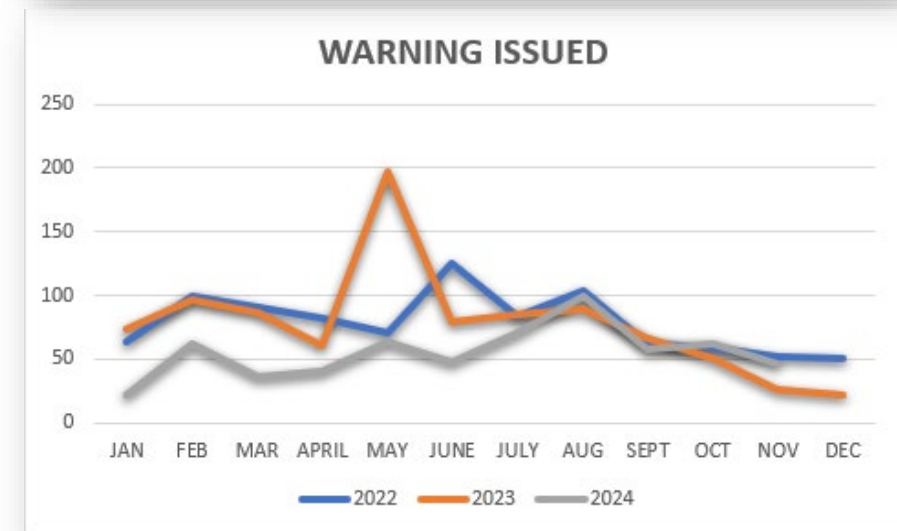
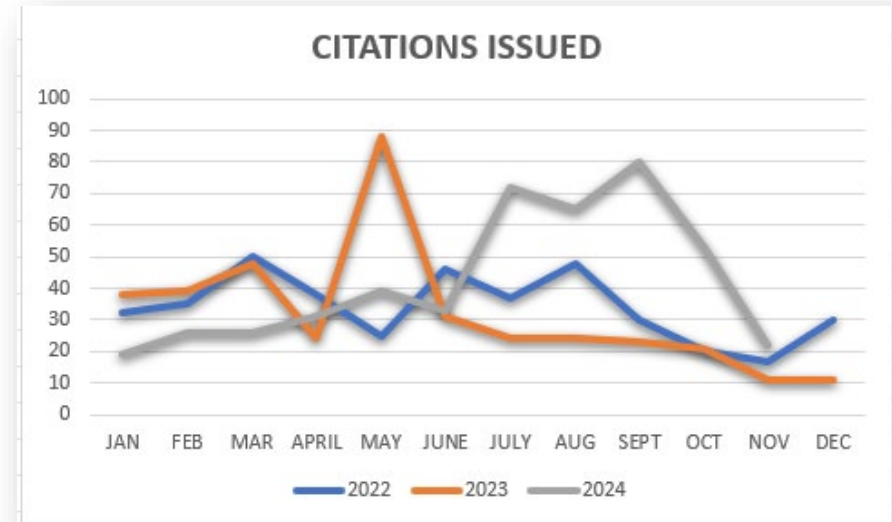
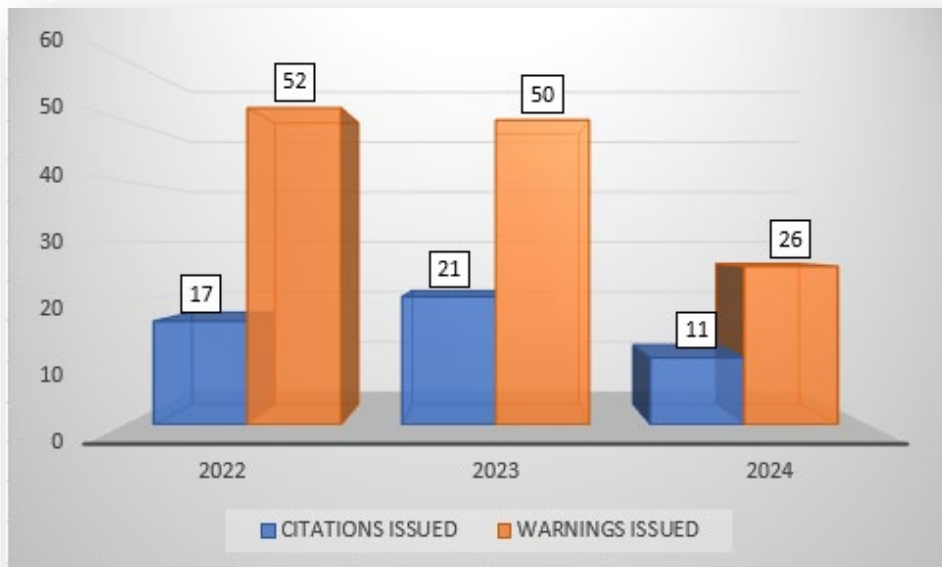
2022 2023 2024



NOVEMBER WARRANTS



NOVEMBER CITATIONS & WARNINGS



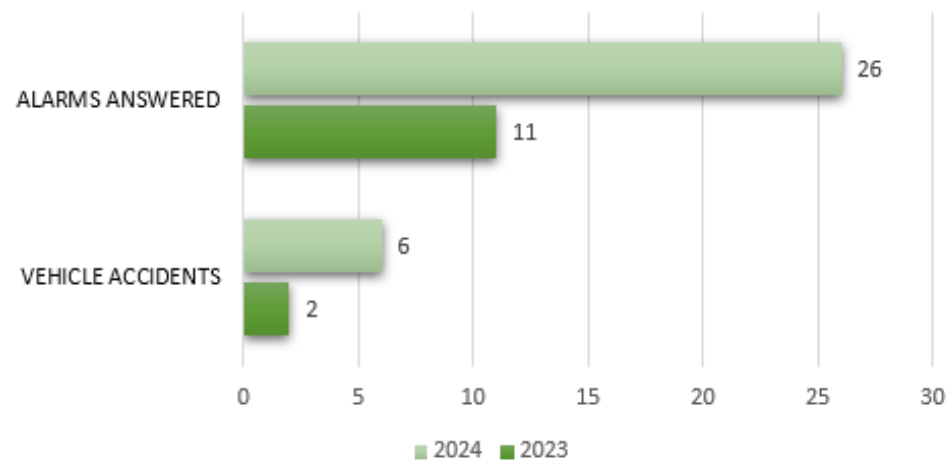
NOVEMBER ANIMAL CONTROL

TOTAL CALLS: 99

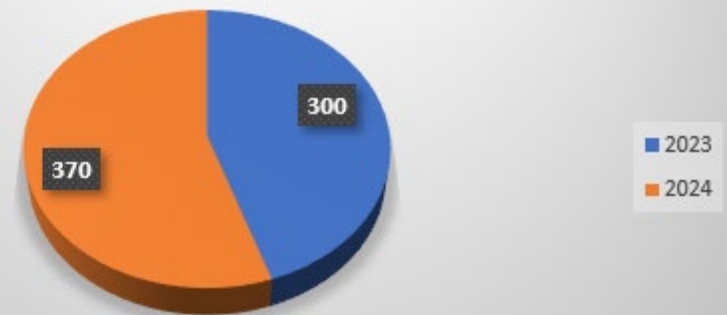
ANIMAL CARCASS 20	AT LARGE 41	AGGRESSIVE 5
FOLLOW UP 20	VIOL RABIES 5	INURED/SICK 4
CITATIONS 0	WARNINGS 3	OTHER 8

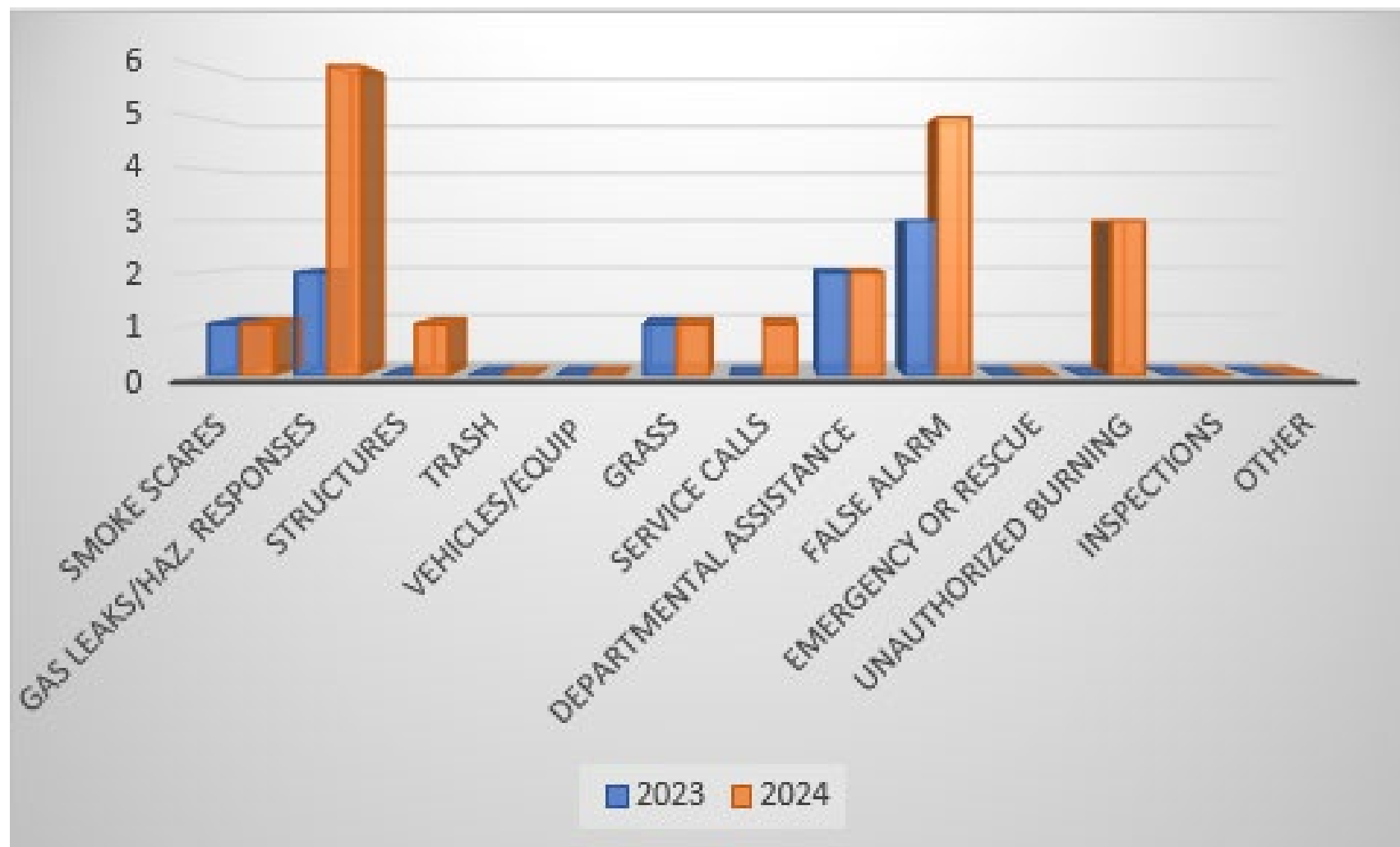


NOVEMBER



NOVEMBER WATER USAGE (GALLONS)





PARKS & CEMETERY



Parks and Rec-2024-2025



0 pavilion rentals

1 trade barn rental

Put up Christmas Tree In foundation Park

Put up Christmas Nativity in Park

Put up lights At city office

Put Up Christmas Banners

Tilled Community Garden

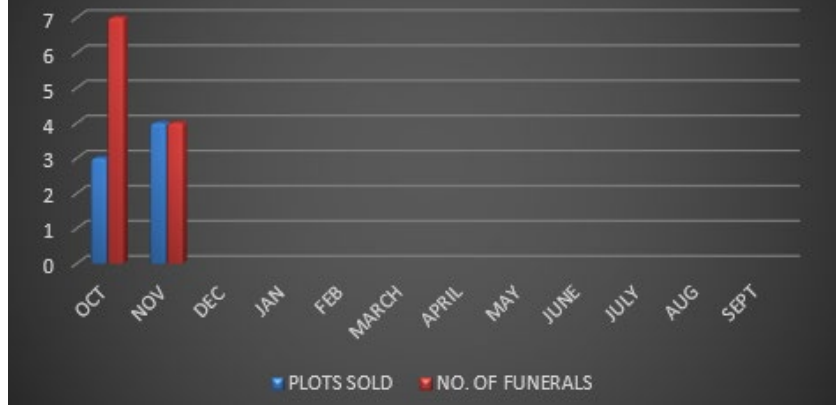
Maintaining all park

A lot of people using the park

Mowing and weed eating

Working on repairs at animal shelter

CEMETERY 2024/2025



4 funerals to report

Sold 4 spaces at 300.00 each

Helping in park cleanup for events

Leveling small military stone

Mowing and weed eating

Maintaining Cemetery

Maintaining equipment

October of 2023 showing 2 funerals

Filling Graves

Mowing and Weed eating

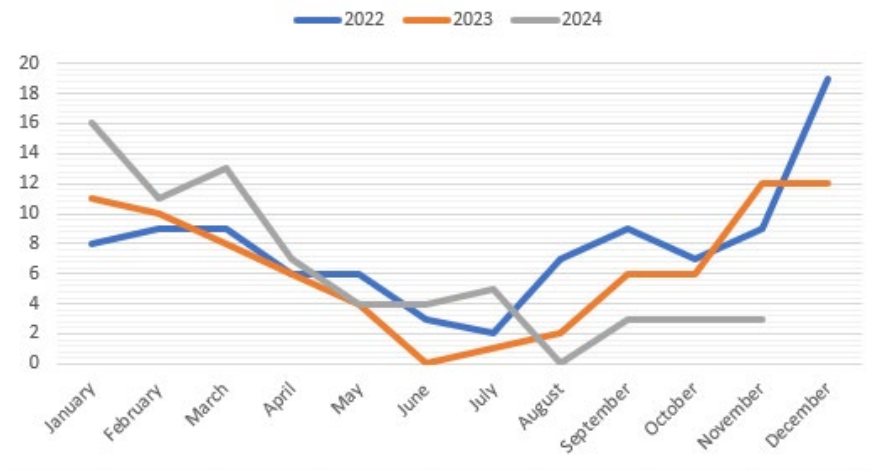
CEMETERY

PUBLIC WORKS

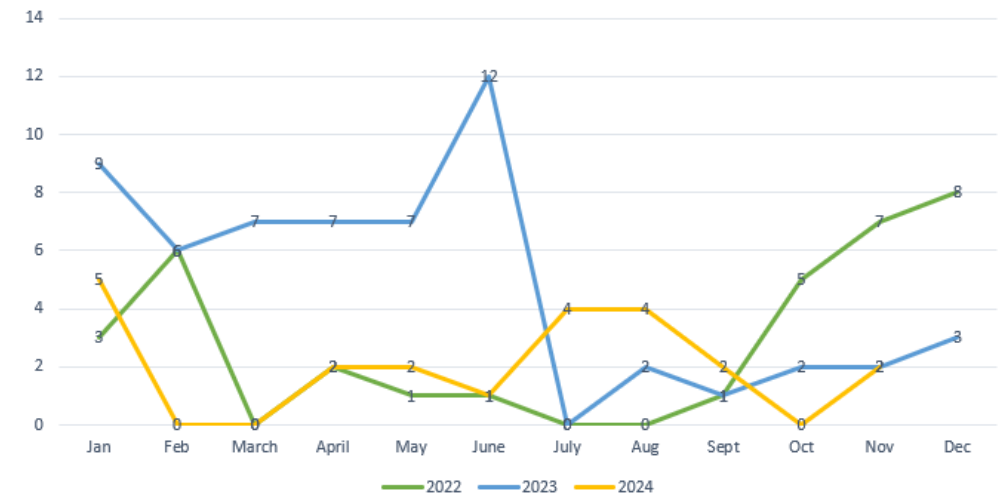


DEPARTMENT

SEWER STOPPAGES



Meter Leak Report



WATER LEAKS

