



DEPARTMENTAL REPORTS

JULY 2025

105 N. Rose Ave.
Breckenridge, TX 76424
254.559.8287
www.breckenridgetx.gov

Finance

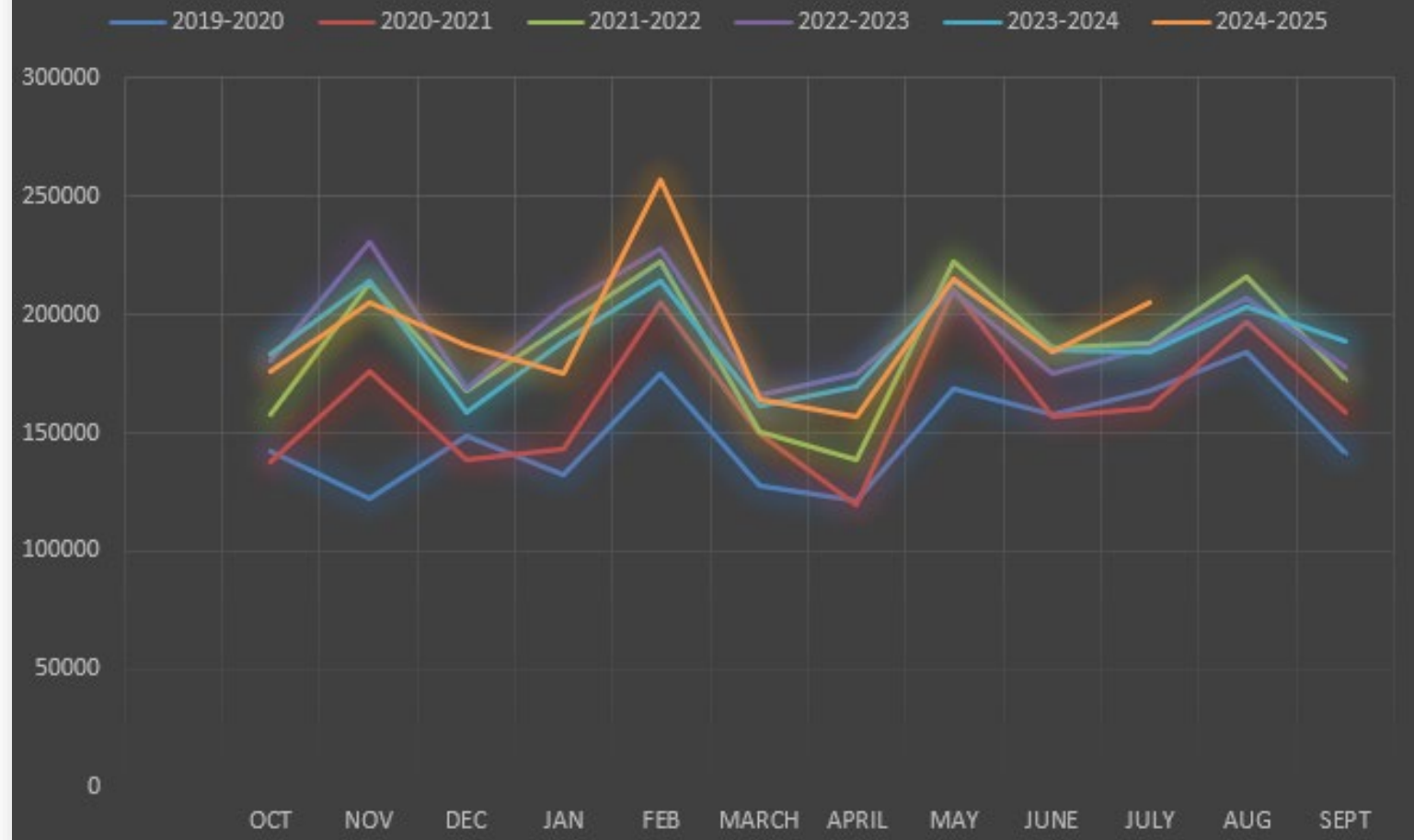
Bank Statement Balances

	Account Name	Balances as of July 2024	Balances as of July 2025
1001	GENERAL FUND	\$ 2,027,524.82	\$ 2,339,343.23
1013	ARSON FUND	\$ 509.89	\$ 509.89
1014	FEDERAL TAX & LOAN	\$ 29,192.25	\$ 27,753.87
1001	WATER FUND	\$ 1,836,350.46	\$ 1,903,364.58
1001	WASTEWATER FUND	\$ 1,313,435.03	\$ 1,403,341.78
1001	SANITATION	\$ 30,613.77	\$ 38,488.98
1001	FIRE DEPT. SPECIAL	\$ 7,948.01	\$ 7,938.41
1001	FORFEITED PROPERTY	\$ 1,480.99	\$ 1,484.76
1002	PAYROLL FUND	\$ 48,641.29	\$ 37,339.33
1001	EQUIP. REPLACEMENT FUND	\$ 272,059.36	\$ 346,639.74
1001	STREET MAINTENANCE	\$ 275,643.50	\$ 521,116.36
1001	BRECKENRIDGE PARK FUND	\$ 9,633.38	\$ 8,690.61
1001	POLICE DEPT. SPECIAL	\$ 13,642.97	\$ 13,677.79
1001	Excess Sales Tax Revenue	\$ 17,670.38	\$ 17,715.51
1001	Breck Trade Days	\$ 39,509.29	\$ 39,610.18
1051	CO 2017 A&B Sinking /Rd	\$ -	\$ -
1001	Water Capital Projects	\$ -	\$ (110,693.27)
1001	Wastewater Capital Projects	\$ -	\$ 164,314.28
1001	Capital Improvement Project	\$ 138,853.60	\$ 119,122.12
1058	GENERAL DEBT SERVICE FUND	\$ -	\$ -
1001	General Debt Service Fund P/C	\$ 372,742.43	\$ 507,338.78
1001	REVENUE DEBT SERVICE FUND	\$ 178,113.18	\$ 227,438.94
1025	Rescue Boat Donation	\$ 1,816.82	\$ 1,821.36
1073	CWSRF LF1001492	\$ 3.02	\$ 4.04
1076	CWSRF LF1001492 ESCROW	\$ 1,216,816.21	\$ 1,137,353.01
1056	CWSRF CO 2022A L1001491	\$ 1.00	\$ 1.00
1074	CWSRF CO 2022A L1001491 ESCROW	\$ 978,252.90	\$ 1,018,986.25
1072	CWSRF CO 2022A L1001426	\$ 1.00	\$ 1.00
1075	CWSRF CO 2022A L1001426 ESCROW	\$ 2,071,830.28	\$ 2,158,099.13
1071	DWSRF LF1001495	\$ 2.10	\$ 4.27
1079	DWSRF LF1001495 ESCROW	\$ 1,314,757.37	\$ 1,188,360.12
1070	DWSRF CO 2022B L1001493	\$ 1.00	\$ 1.00
1078	DWSRF CO 2022B L1001493 ESCROW	\$ 1,411,873.89	\$ 1,470,662.92
1057	DWSRF CO 2022B L1001494	\$ 1.00	\$ 1.00
1077	DWSRF CO 2022B L1001494 ESCROW	\$ 989,660.03	\$ 1,030,868.58
1010	LOGIC CO 2023	\$ 7,862,190.50	\$ 4,449,075.90
	TOTAL - ALL FUNDS	\$ 22,460,771.72	\$ 20,069,775.45

Fiscal Year Sales Tax Revenue Received

MONTH RECEIVED	2019-2020	2020-2021	2021-2022	2022-2023	2023-2024	2024-2025
OCT	\$ 142,235.00	\$ 138,040.00	\$ 157,493.00	\$ 180,530.00	\$ 182,914.00	\$ 176,173.38
NOV	\$ 122,415.00	\$ 176,091.00	\$ 213,510.00	\$ 230,739.00	\$ 214,002.00	\$ 205,342.24
DEC	\$ 149,000.00	\$ 138,215.00	\$ 167,667.00	\$ 169,037.00	\$ 158,898.22	\$ 186,724.15
JAN	\$ 132,144.00	\$ 142,770.00	\$ 195,423.00	\$ 203,137.00	\$ 188,303.00	\$ 175,492.04
FEB	\$ 175,232.00	\$ 204,822.00	\$ 222,525.00	\$ 228,165.00	\$ 214,081.01	\$ 256,722.47
MARCH	\$ 127,285.00	\$ 149,849.00	\$ 150,395.00	\$ 166,133.00	\$ 161,140.16	\$ 163,877.32
APRIL	\$ 121,607.00	\$ 119,118.00	\$ 138,407.00	\$ 175,455.75	\$ 169,163.00	\$ 157,154.10
MAY	\$ 168,693.00	\$ 210,823.00	\$ 222,804.00	\$ 210,071.22	\$ 213,927.83	\$ 215,254.59
JUNE	\$ 158,145.00	\$ 157,037.00	\$ 185,695.00	\$ 175,128.00	\$ 185,557.61	\$ 184,180.99
JULY	\$ 167,474.00	\$ 160,631.00	\$ 187,757.00	\$ 185,736.00	\$ 184,363.32	\$ 205,052.41
AUG	\$ 183,855.00	\$ 196,582.00	\$ 215,658.00	\$ 206,710.00	\$ 203,593.65	
SEPT	\$ 141,151.17	\$ 158,558.00	\$ 172,552.00	\$ 177,704.47	\$ 188,524.22	
TOTAL	\$ 1,789,236.17	\$ 1,952,536.00	\$ 2,229,886.00	\$ 2,308,546.44	\$ 2,264,468.02	\$ 1,925,973.69

Sales Tax History



SECURITIES PLEDGED

The following shows the calculation of deposit coverage for the deposits of The City of Breckenridge held in
Clear Fork Bank on: July 28, 2025 and securities pledged as of: July 28, 2025

Checking account balances:	\$ 7,836,614.88
CD balances:	\$ -
Total on deposit:	<u>\$ 7,836,614.88</u>
FDIC Insurance coverage:	
Checking account balances:	\$ 250,000.00
CD balances:	\$ -
	<u>\$ 250,000.00</u>
Total Deposit balance	
less FDIC coverage:	<u>\$ 7,586,614.88</u>
Securities pledged at market value:	<u>\$ 7,847,743.28</u>
Excess securities pledged:	<u>\$ 261,128.40</u>

2023 CO BOND

BOND
AMOUNT

•\$8,641,984.74

BANK
TRANSFERS

•\$4,903,555.00

TOTAL
INTEREST
EARNED

•\$710,106.15

CURRENT
BALANCE

•\$4,448,535.89

2023 CO BOND-LOGIC PROJECT EXPENDITURES

STREETS

\$3,866,857.95

PARK IMPROVEMENT

\$763,495.17

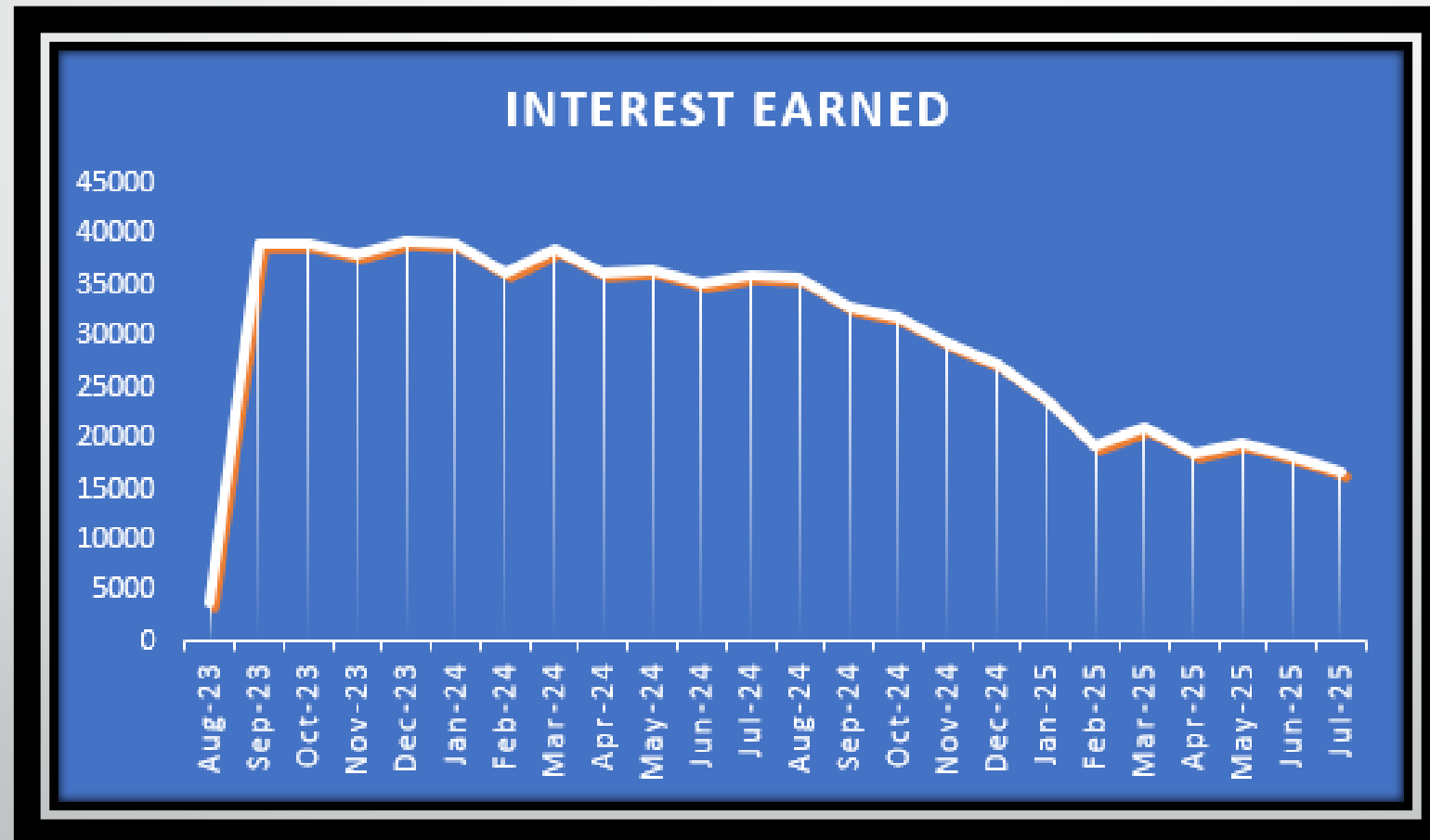
FACILITIES IMPROVEMENT

\$279,118.76

2023 CO BOND-LOGIC INTEREST EARNED

JULY 2025: \$16,789.25

TOTAL: \$710,106.15

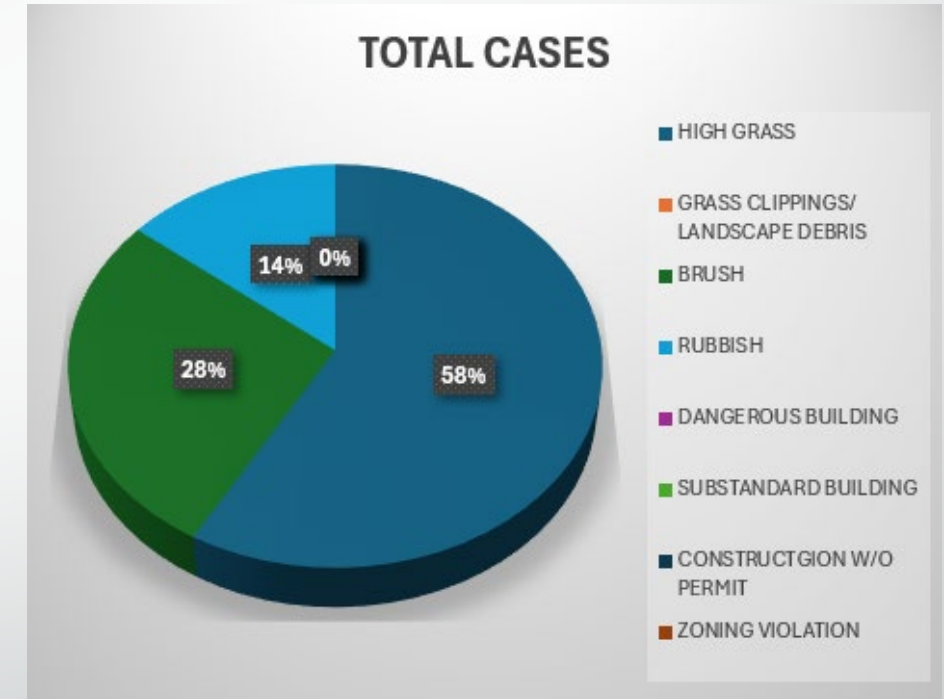
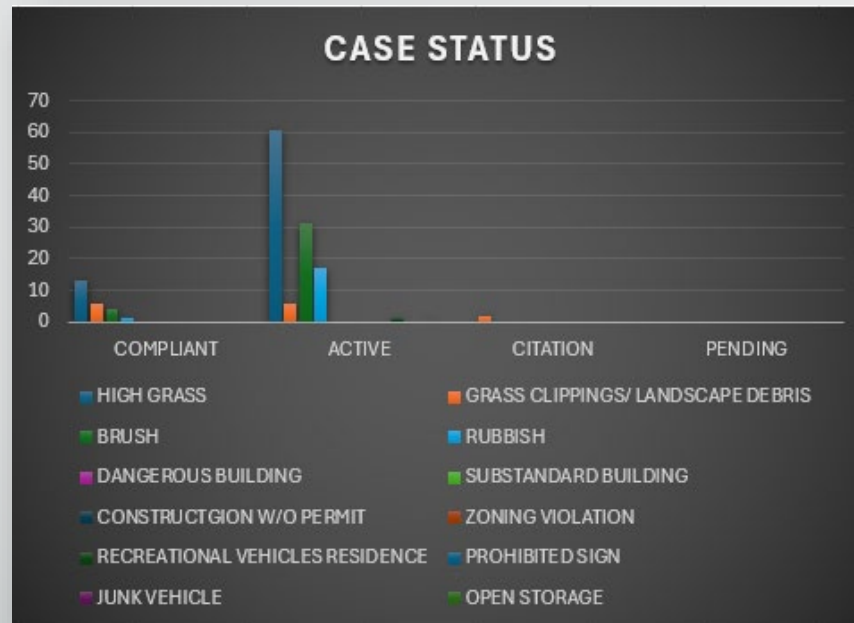


BUILDING & DEVELOPMENT

JULY 2025		FY 2024-2025
Permits Issued:		
Building	5	37
Roof	1	10
Fence, windows, siding, etc.	1	6
Sign	0	5
Mobile home	0	10
Certificate of Occupancy	1	6
Electrical	11	73
Plumbing	3	30
Gas line	1	25
Irrigation	1	2
HVAC	2	18
Moving	0	0
Demolition	0	0
P&Z	0	1
Variance	0	1
Prelim/final plat/replat	0	3 replats
Solicitor/vendor	0	3
Beer/wine/liquor license	5	18
Gaming machine license	0	4
Food Mobile Unit	1	16
Fire alarm	0	2
Fire sprinkler	0	1

CODE ENFORCEMENT

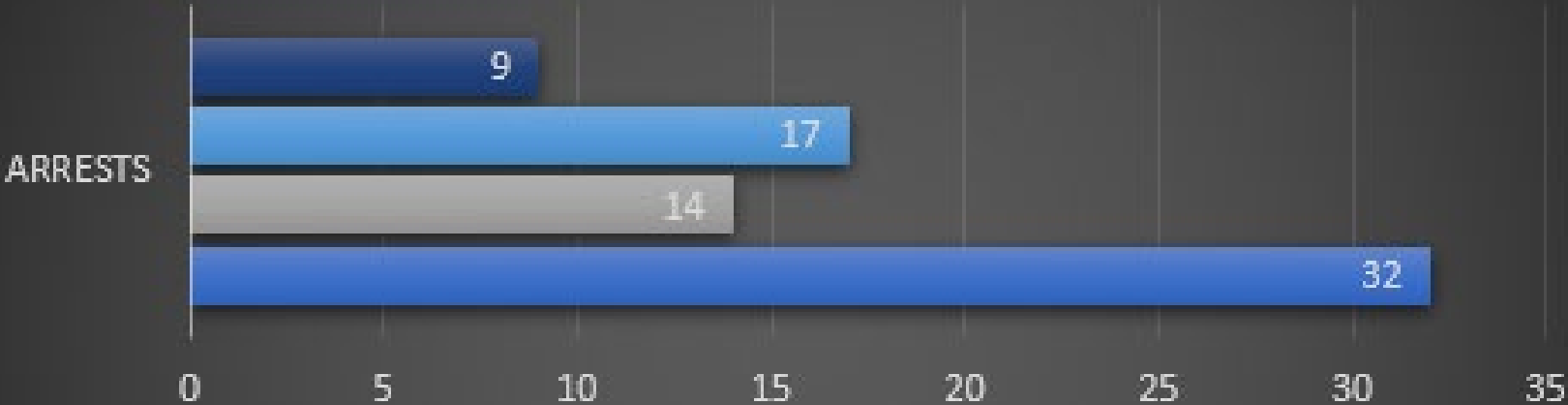
JULY 2025 CASES: 147



BRECKENRIDGE POLICE DEPARTMENT



JULY TOTAL ARRESTS



	ARRESTS
2025	9
2024	17
2023	14
2022	32

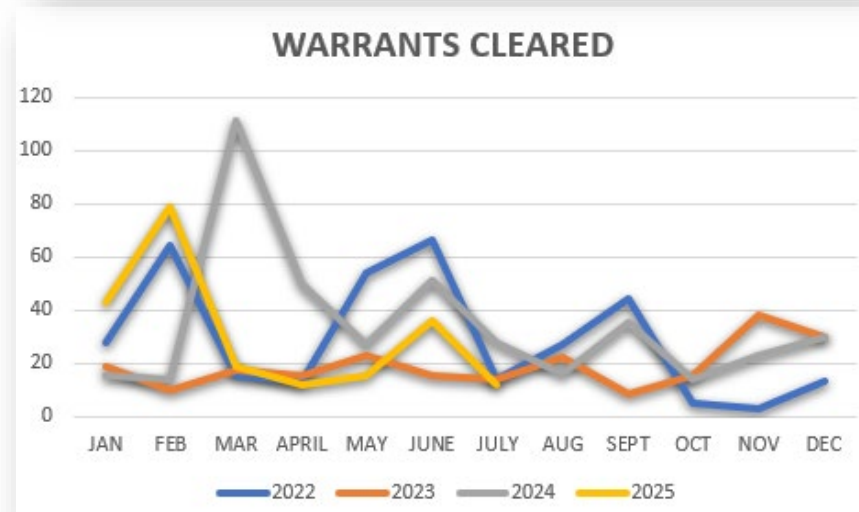
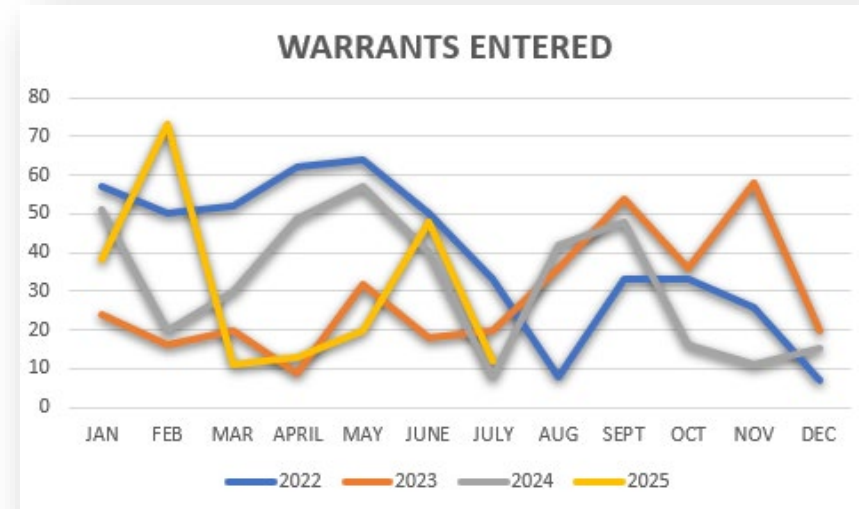
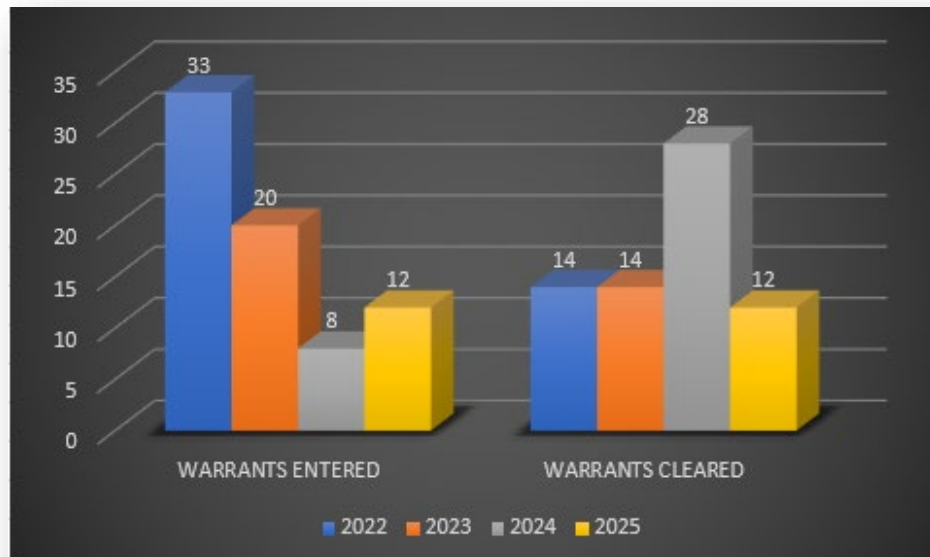
ARRESTS

— 2022 — 2023 — 2024 — 2025

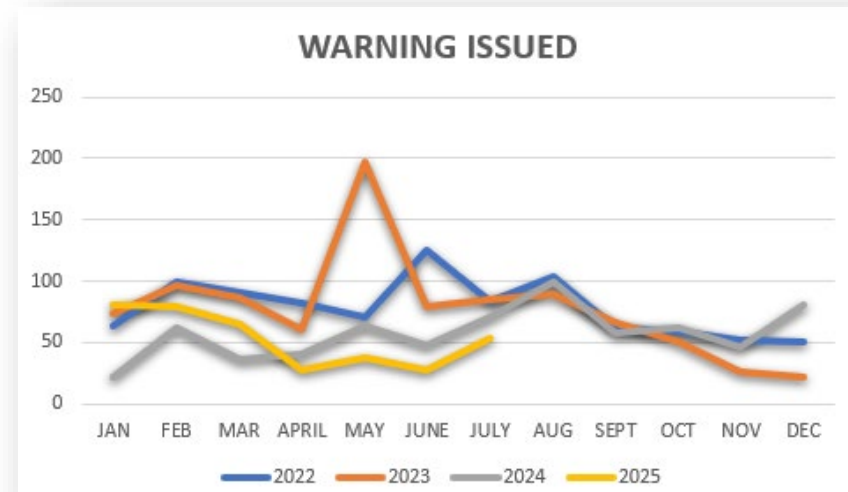
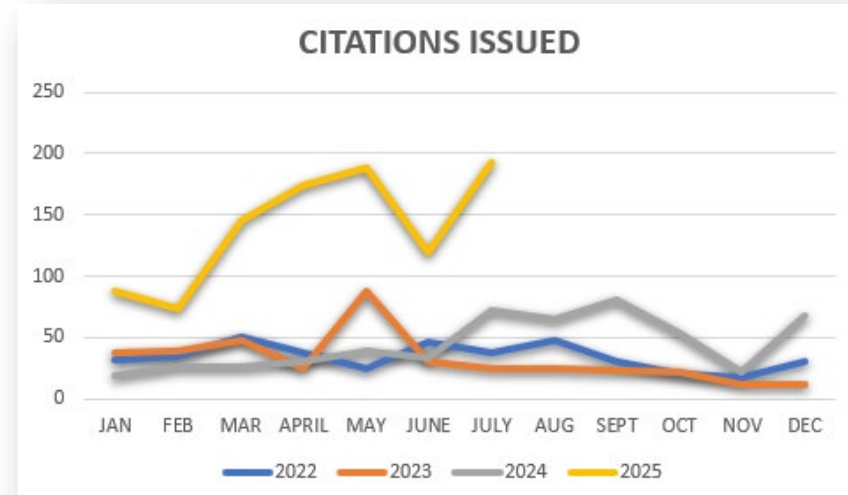


	JAN	FEB	MAR	APRIL	MAY	JUNE	JULY	AUG	SEPT	OCT	NOV	DEC
— 2022	11	21	47	49	31	39	32	26	12	25	8	25
— 2023	28	20	28	22	25	35	14	14	23	29	11	17
— 2024	15	27	6	12	6	20	17	48	24	27	16	29
— 2025	16	22	25	18	30	18	9					

JULY WARRANTS



JULY CITATIONS & WARNINGS



JULY ANIMAL CONTROL

TOTAL CALLS: 274

CALL TYPE		
	CITY	COUNTY
AGGRESSIVE	5	
BITE	3	
CARCASS	62	
INJURED/SICK	5	
RETURNED TO OWNER IN FIELD	2	
RUNNING AT LARGE	36	
NUISANCE/COMPLAINT		
WELFARE CHECK	64	
OTHER	97	
TOTAL	274	0

JULY

ANIMAL CONTROL

SHELTER INTAKE		
	CITY	COUNTY
STRAY/RUNNING AT LARGE	16	1
SEIZED BY LAW		
OWNER SURRENDER	9	
RABIES QUARANTINE OBSERVATION	3	
TOTAL	28	1

RABIES QUARANTINE OBSERVATION		
	CITY	COUNTY
HOME QUARANTINE	1	
SHELTER QUARANTINE		
TOTAL	1	0

TOTAL IN SHELTER AT END OF MONTH	
CITY	20
COUNTY	1
CITY QUARANTINE	1
COUNTY QUARANTINE	
TOTAL	22

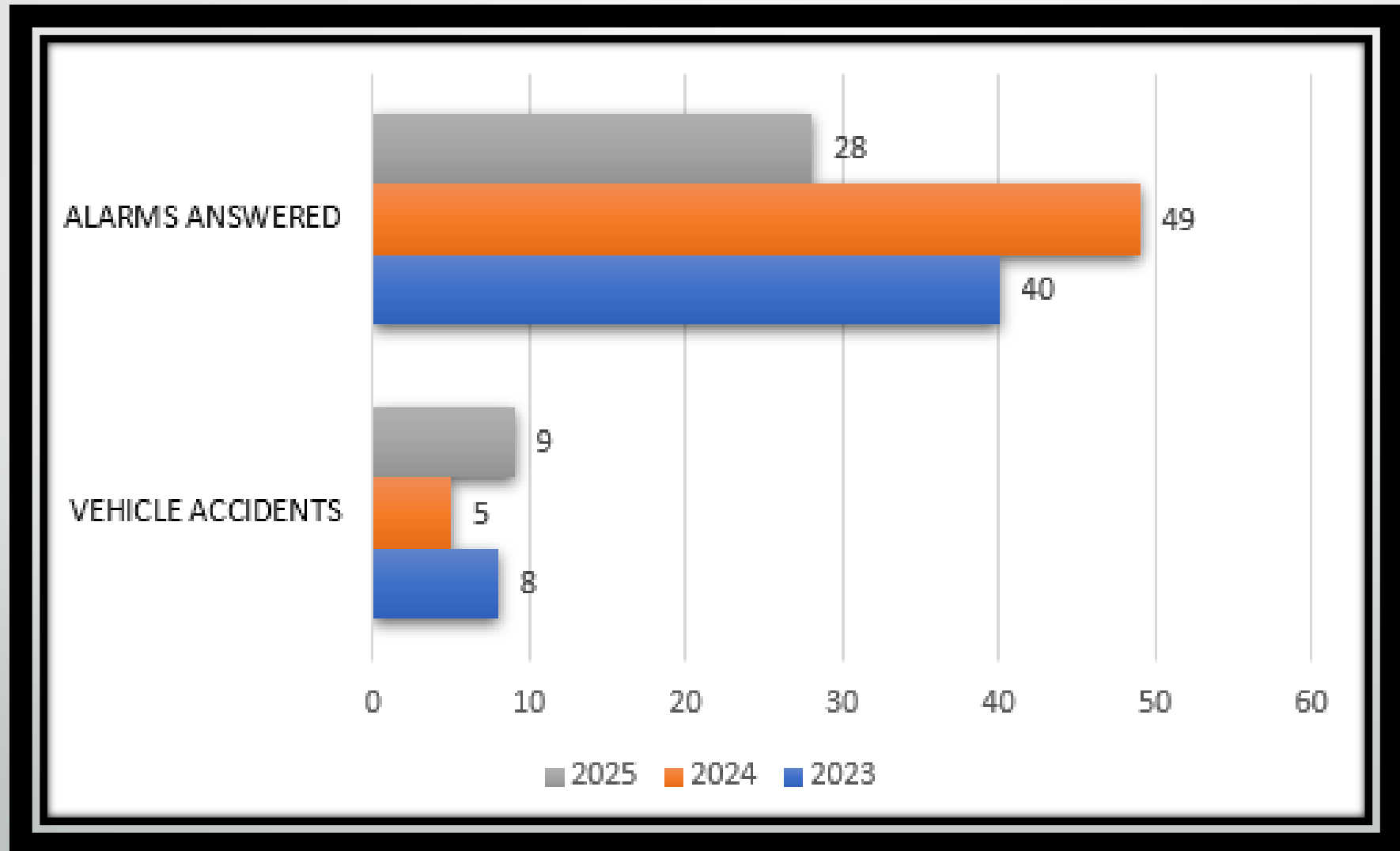
LEFT THE SHELTER		
	CITY	COUNTY
ADOPTED FROM SHELTER	4	
RECLAIMED BY OWNER	6	
RETURNED AFTER QUARANTINE		
TRANSFERRED TO RESCUE PARTNER	8	
TOTAL	18	0

HUMANE EUTHANASIA		
	CITY	COUNTY
BEHAVIORAL	3	2
MEDICAL		
OWNER SURRENDER	1	
TOTAL	4	2

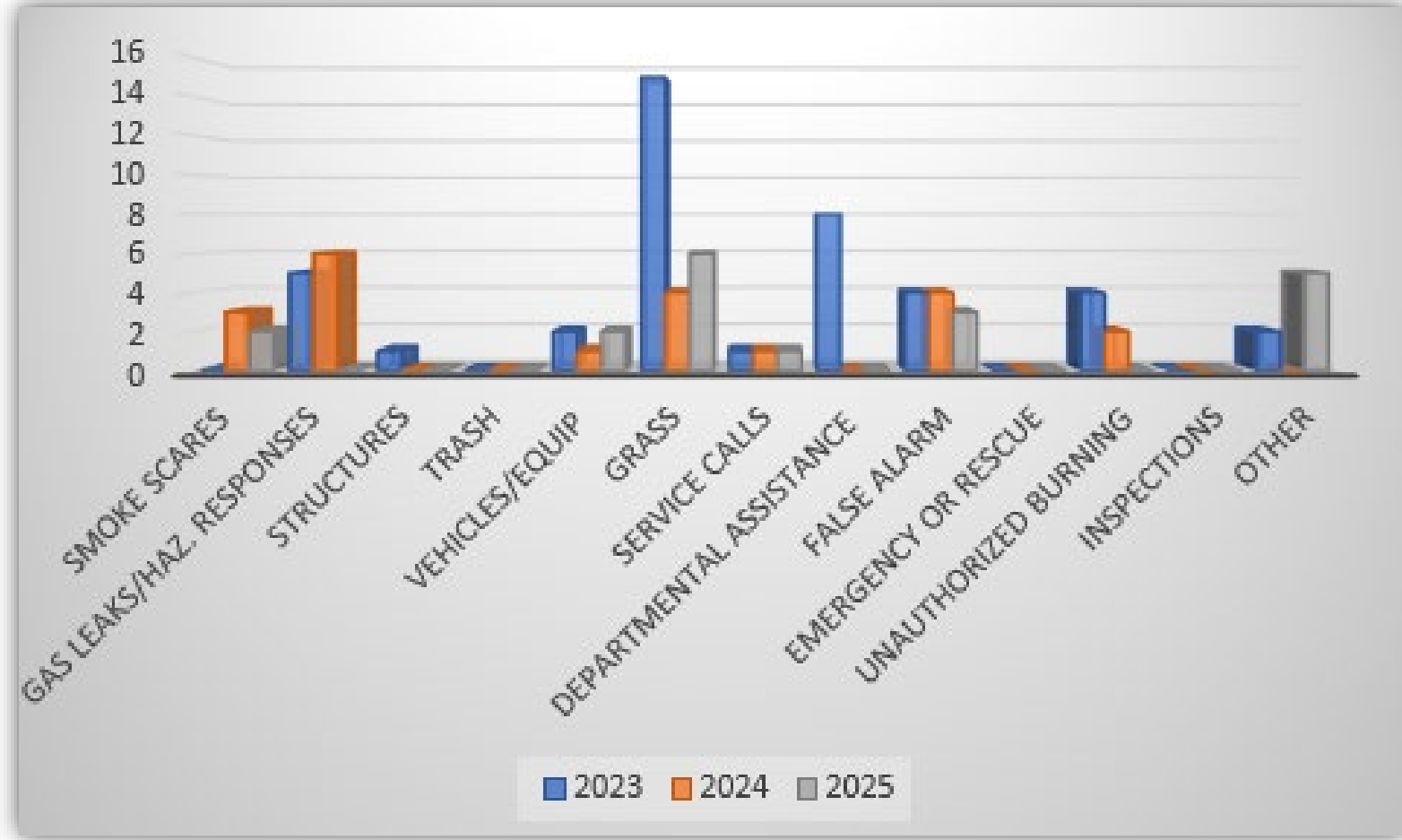
CITATIONS ISSUED	119
WARNING ISSUED	13
CASES IN MUNICIPAL COURT	2



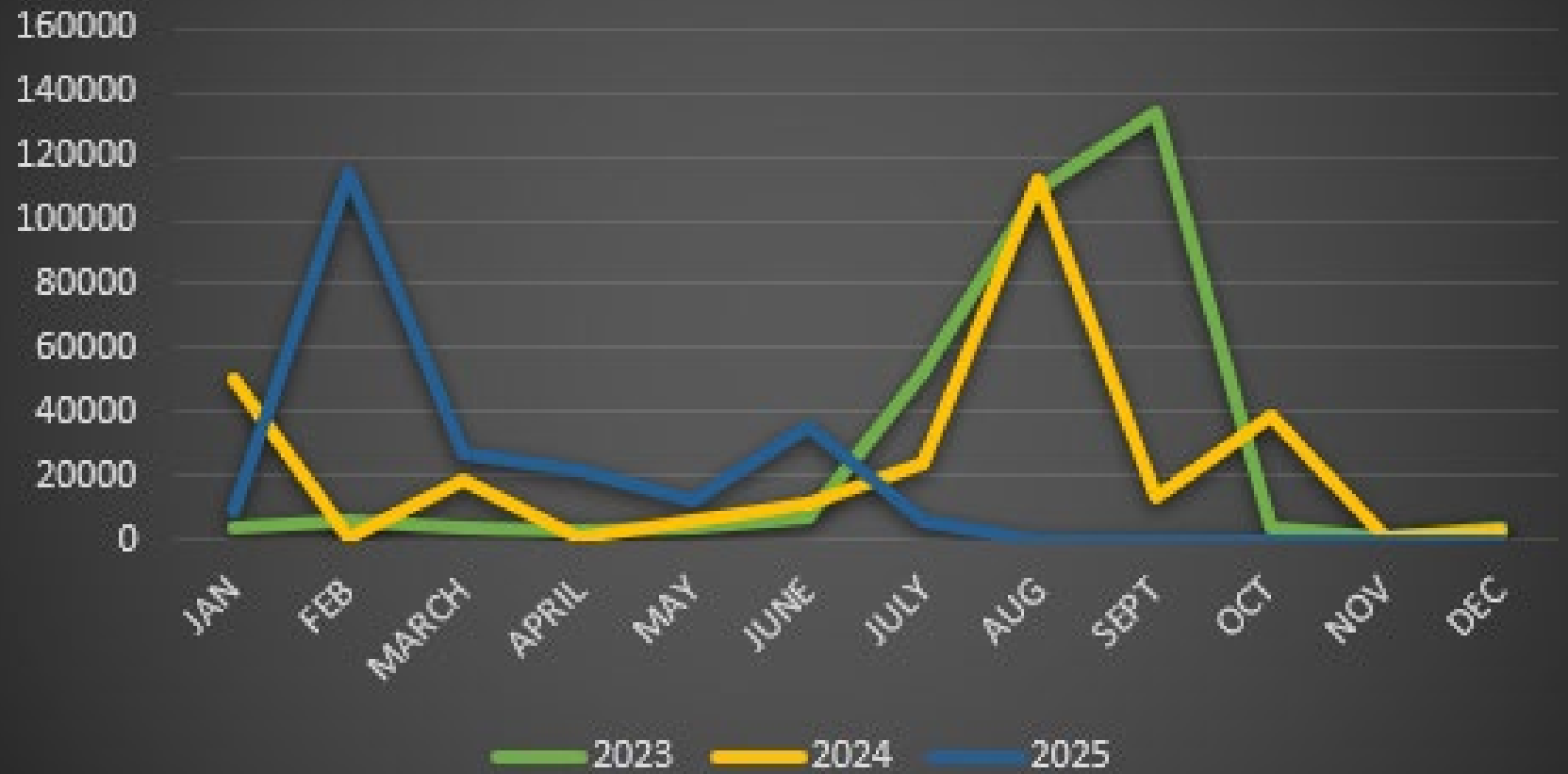
JULY 2025



JULY CALLS FOR SERVICE



WATER USAGE (GAL)





PARKS & CEMETERY

Parks and Rec-2024-2025



2 pavilion rentals

Maintaining parks

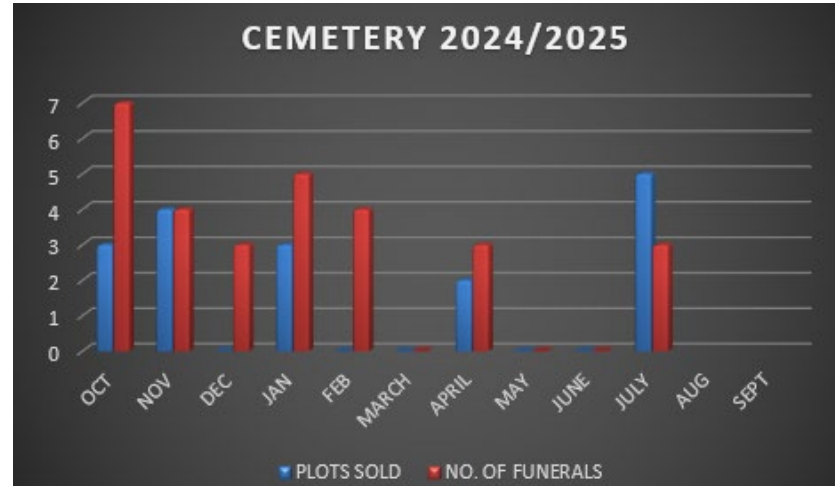
5 events at the volleyball court

Pool rentals are fully booked

Pool attendance is less than the previous season

Pool family night attendance is more than the previous season

Grant was finalized to submit for Splashpad



3 burials

5 spaces sold

Continued maintenance

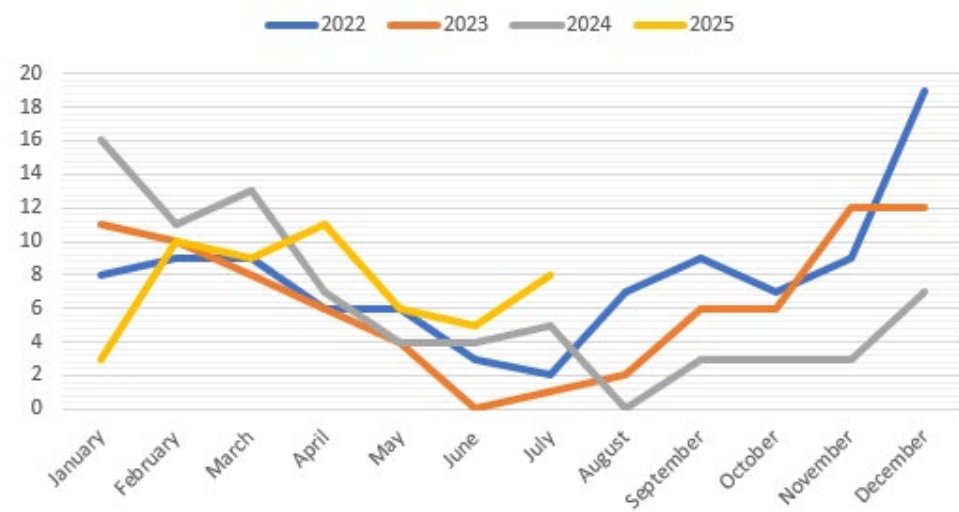
CEMETERY

PUBLIC

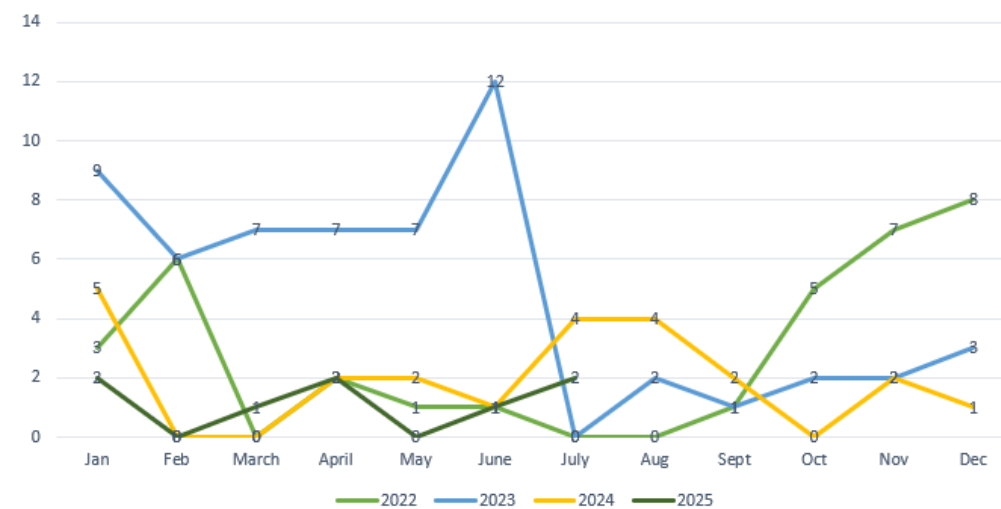


WORKS

SEWER STOPPAGES



Meter Leak Report



WATER LEAKS

