



This is 22 Stock Farm Road. Opening of 18 feet between 9 foot support posts. Located across the street from us.



This is 5917 Ginkgo Lane, No center posts. Located 3 houses down from us.



















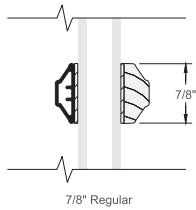




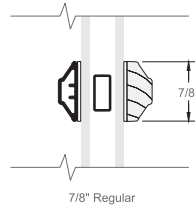
## Grilles

### Grille Profiles

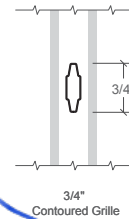
**Simulated-Divided-Light Grilles**



**Simulated-Divided-Light Grilles with optional spacer**

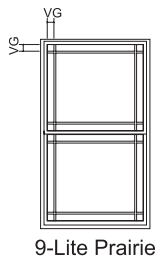


**Grilles-Between-the-Glass**




### Grille Patterns

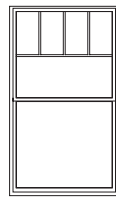
**Grilles-Between-the-Glass and Simulated-Divided-Light Grilles**




9-Lite Prairie



9-Lite Prairie  
Top Sash Only



Top Row



Cross

**9-Lite Prairie**

- Standard corner lite dimension for Prairie patterns = 2-1/2" VG.
- Available in transoms  $\geq$  1'3" height and width.

**Cross**

- Minimum DH frame height 35".
- Horizontal bar will be at 1/2" of the VG height of the top sash.

**Top Row**

- Minimum DH frame height 35".
- Horizontal bar will be at 1/2" of the VG height of the top sash.

For traditional patterns, see size tables.

VG = Visible Glass

(1) Grilles are available in traditional patterns only.

Lite dimensions noted can vary.

For size and pattern availability contact your local Pella sales representative.