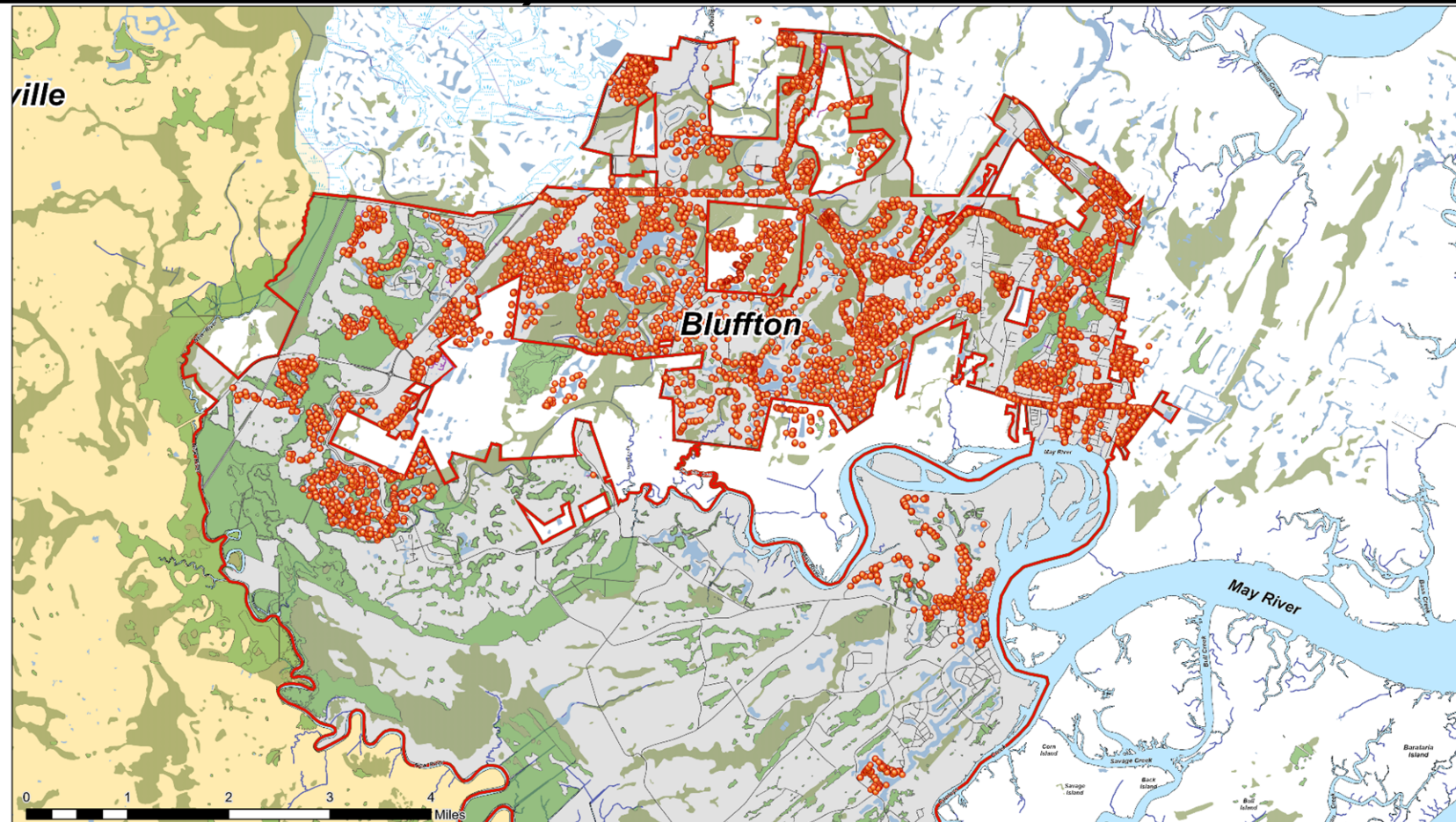


MS4 Minimum Control Measure #3 – IDDE (Illicit Discharge Detection & Elimination): Stormwater Infrastructure Inventory



Town of Bluffton
Beaufort County, SC

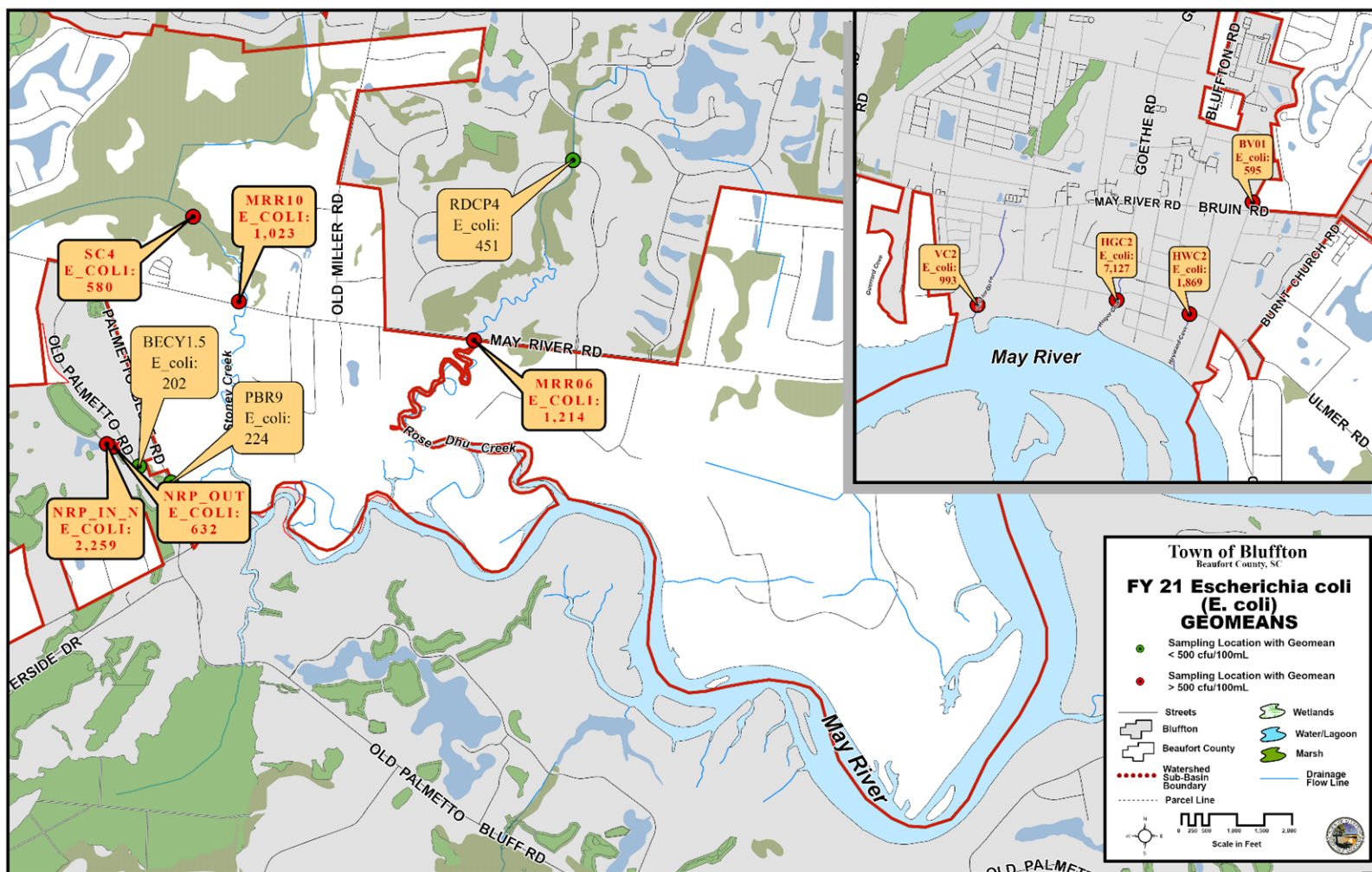
STORMWATER INFRASTRUCTURE



Stormwater Infrastructure Inventory Collection Status

FY 2021 YTD Collection Totals	1,360
FY 2020 Collection Totals	4,878
FY 2019 Collection Totals	2,925
FY 2018 Collection Totals	3,777

MS4 Minimum Control Measure #3 – IDDE: *E. coli* Concentrations Trend Map

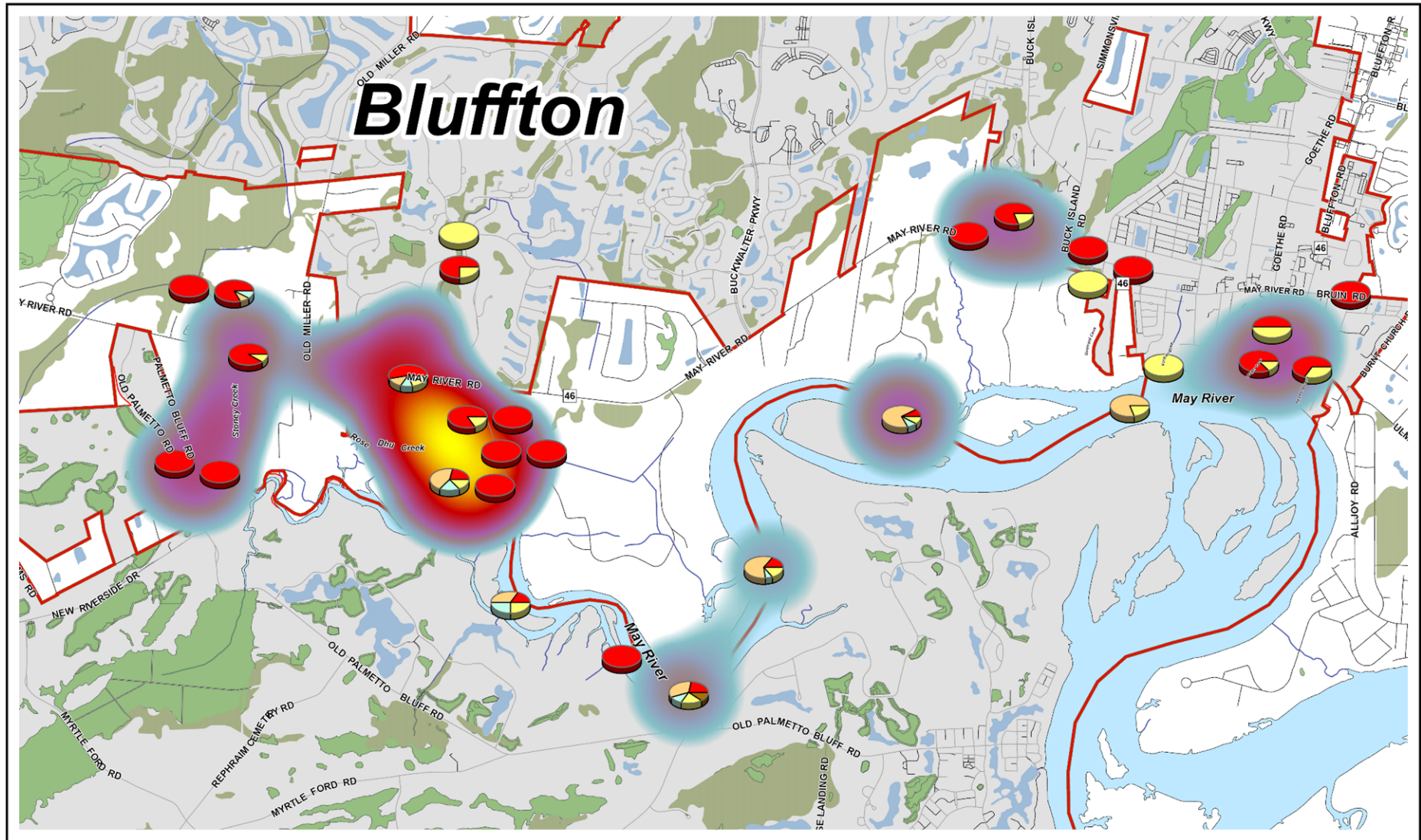


	USCB Water Quality Samples	Microbial Source Tracking Samples	MS4 Quarterly Samples Collected
FY 2021 YTD Totals	306	89	95
FY 2020 Totals	223	115	123
FY 2019 Totals	280	193	264
FY 2018 Totals	216	217	224

5/19/2021

- MST program began November 2016; MS4 Quarterly Sampling initiated 2/2017
- Totals include only samples submitted for laboratory analysis, and not *in situ* parameters.

MS4 Minimum Control Measure #3 – IDDE: Microbial Source Tracking (MST) Trend Map – Human Source



MST Sampling Results MST Sampling Sites



- Human
- Bird
- Deer
- Dog
- Horse

Intensity of samples

- Representative of Low Sampling Distribution
- Representative of High Sampling Distribution

MICROBIAL SOURCE TRACKING (MST) LOCATIONS

Samples at Sites With Positive Detection
and the Intensity of Positive Hits

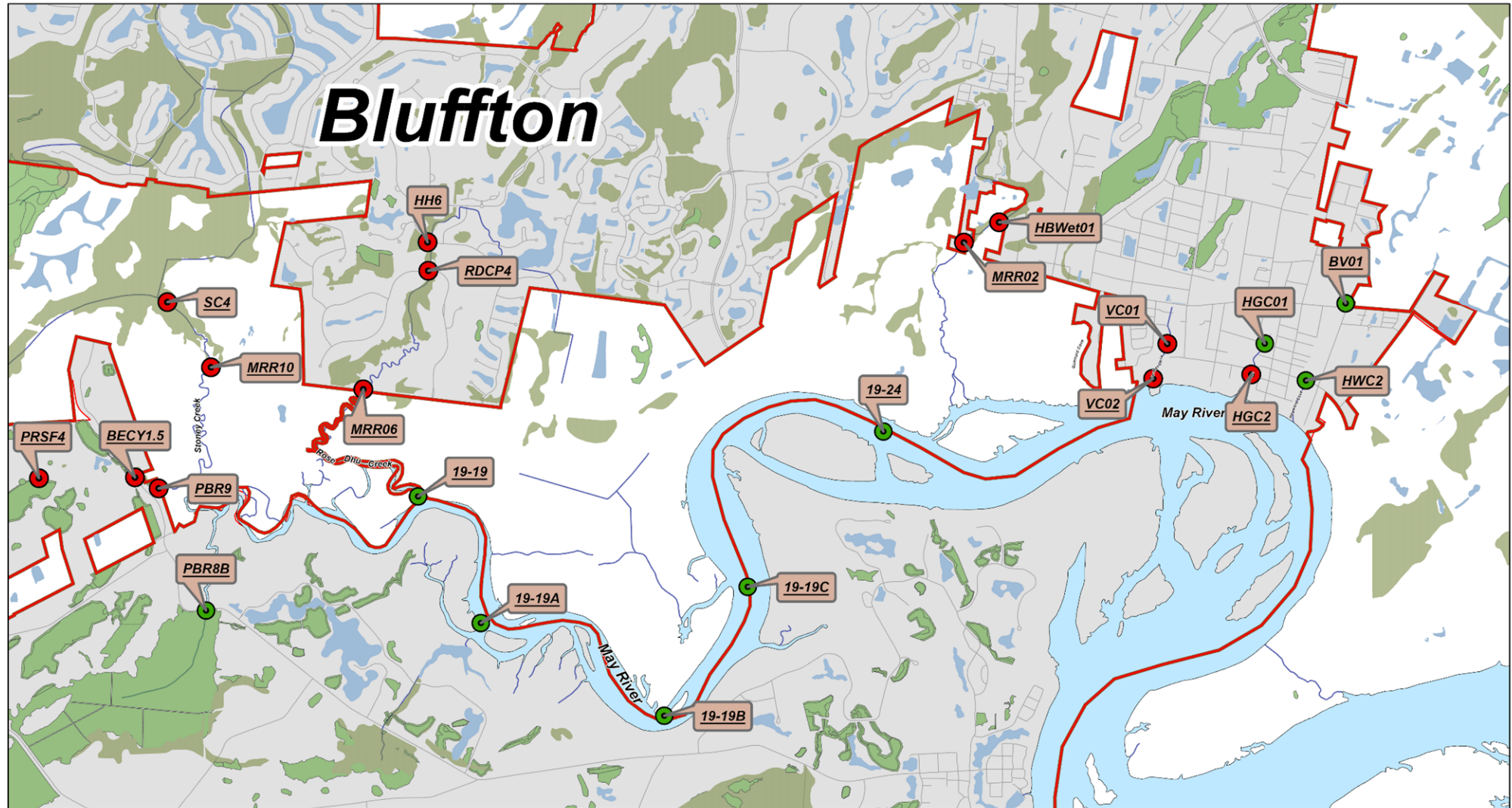
Town of Bluffton
Beaufort County, SC

- Town Jurisdiction
- Beaufort County
- Drainage Flow Lines



Updated Date: 5/19/2021

MS4 Minimum Control Measure #3 – IDDE: Microbial Source Tracking (MST) Map – All Sources



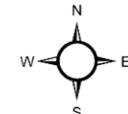
- MST Sampling Location Without Detection
- MST Sampling Location With Detection
- Flowline
- Street
- Town Jurisdiction County Jurisdiction

MICROBIAL SOURCE TRACKING LOCATIONS

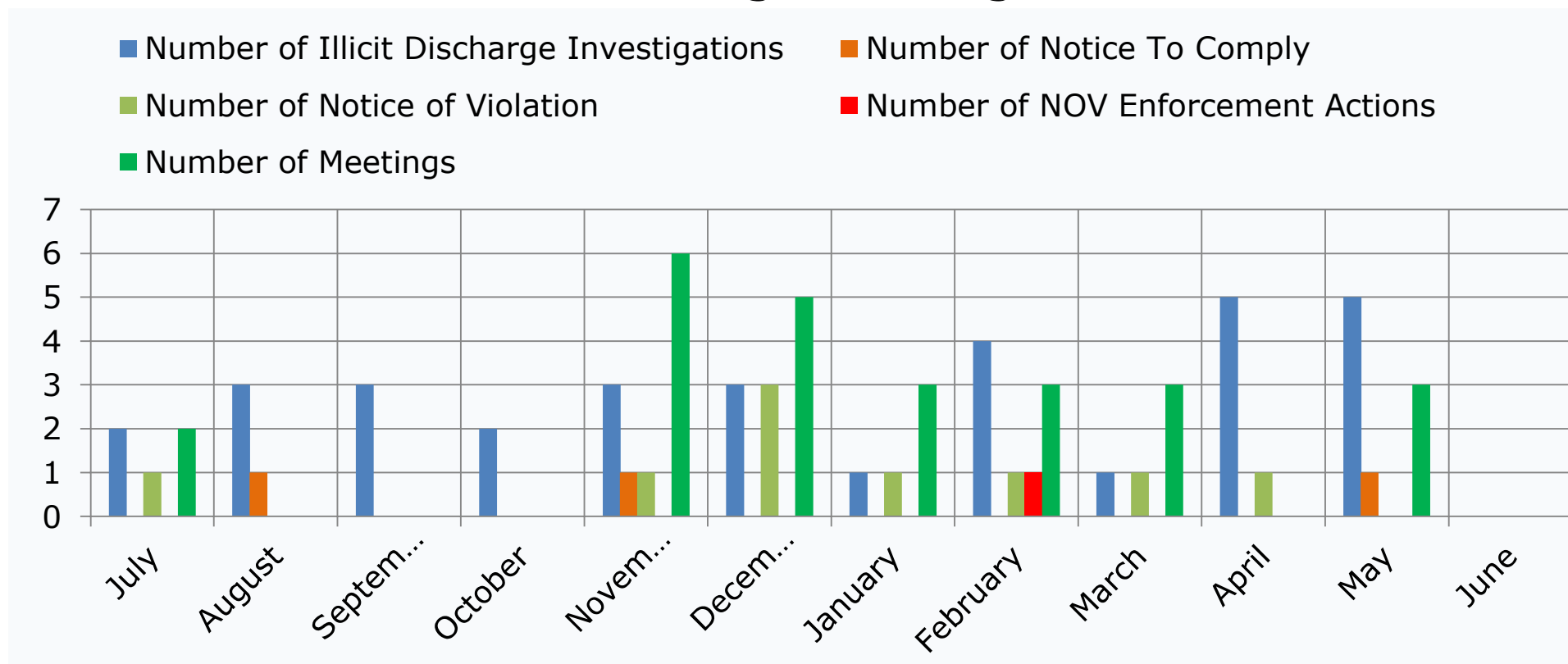
Sampling Results February 2021

Town of Bluffton
Beaufort County, SC

THIS MAP IS A REPRESENTATION OF THE INFORMATION PROVIDED BY THE TOWN OF BLUFFTON AND BEAUFORT COUNTY, SOUTH CAROLINA. IT IS NOT A GUARANTEE OF THE ACCURACY OF THE INFORMATION. THE TOWN OF BLUFFTON AND BEAUFORT COUNTY, SOUTH CAROLINA, ARE NOT RESPONSIBLE FOR ANY ERRORS OR OMISSIONS. THE TOWN OF BLUFFTON AND BEAUFORT COUNTY, SOUTH CAROLINA, ARE NOT RESPONSIBLE FOR ANY ERRORS OR OMISSIONS. THE TOWN OF BLUFFTON AND BEAUFORT COUNTY, SOUTH CAROLINA, ARE NOT RESPONSIBLE FOR ANY ERRORS OR OMISSIONS.

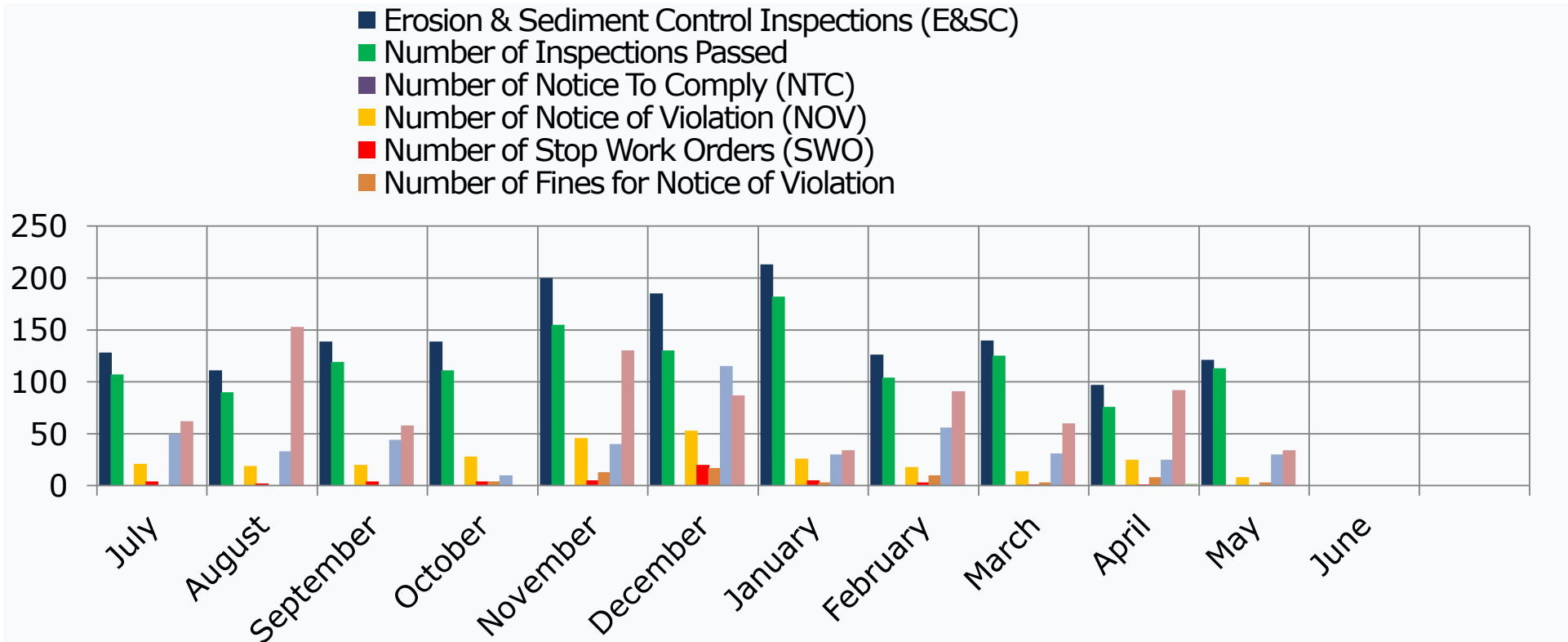


MS4 Minimum Control Measure #3 – IDDE: Illicit Discharge Investigations



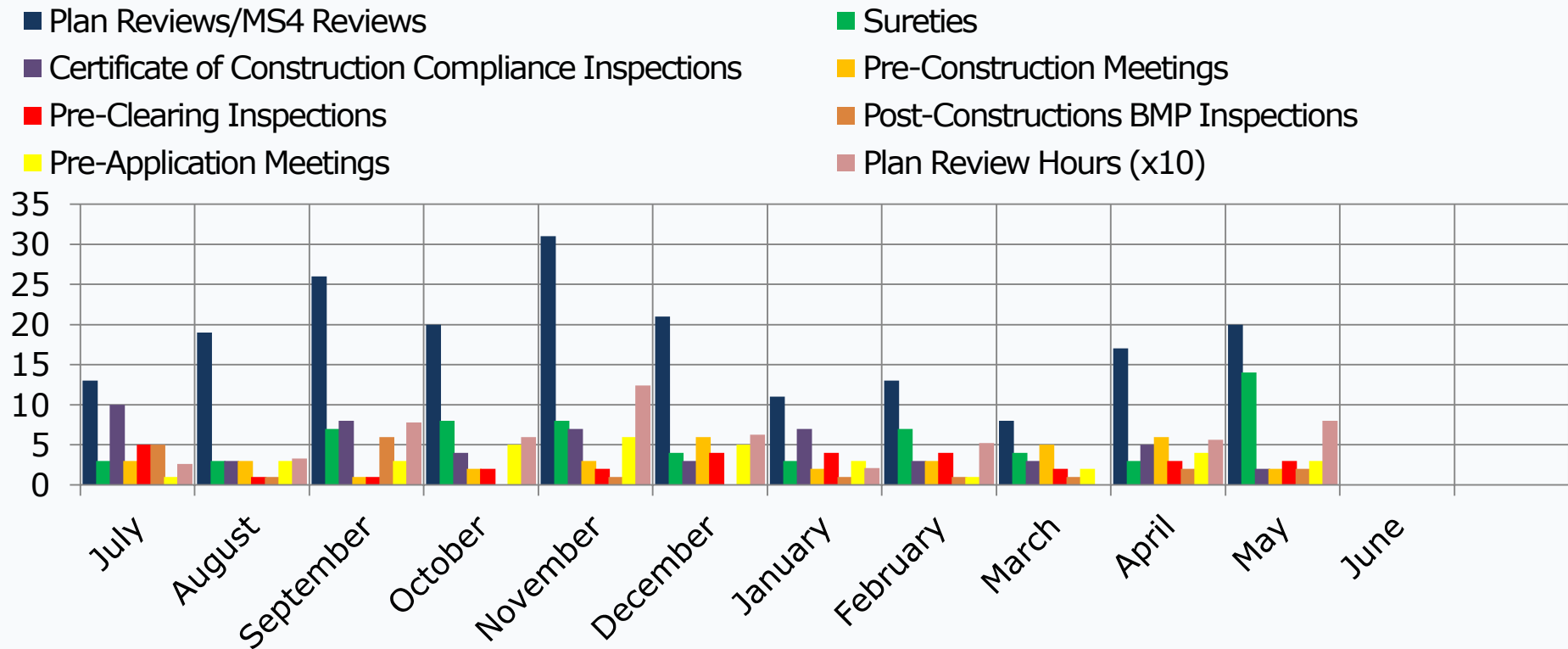
	Number of Illicit Discharge Investigations	Number of Notices To Comply Issued	Number of Notices of Violation Issued	Number of NOV Enforcement Actions	Number of Meetings
FY 2021 YTD Totals	32	3	9	1	25
FY 2020 Totals	45	10	8	6	49
FY 2019 Totals	38	20	3	1	61
FY 2018 Totals	48	20	4	2	60

MS4 Minimum Control Measure #4 - Construction Site Stormwater Runoff Control



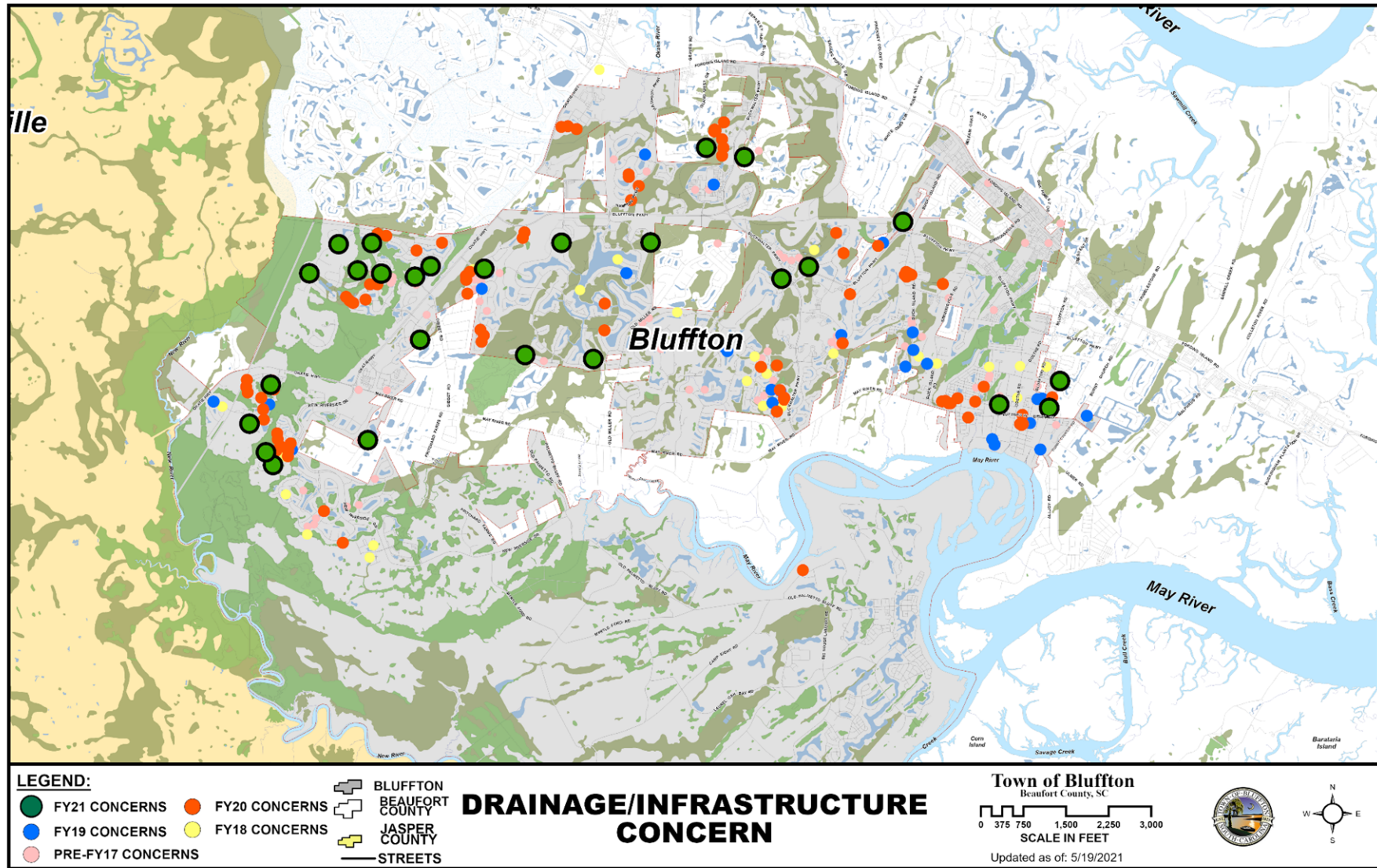
	Number of Sediment & Erosion Control Inspections	Number of Inspections Passed	Number of NTC Issued	Number of NOVs Issued	Number of SWO Issued	Number of NOV Enforcement Actions	Number of E&SC Meetings
FY 2021 YTD Totals	1,582	1,330	N/A	244	29	44	390
FY 2020 Totals	1,517	1187	128	185	16	9	496
FY 2019 Totals	1,688	1,384	254	72	N/A	7	403

MS4 Minimum Control Measure #5 Stormwater Plan Review & Related Activity



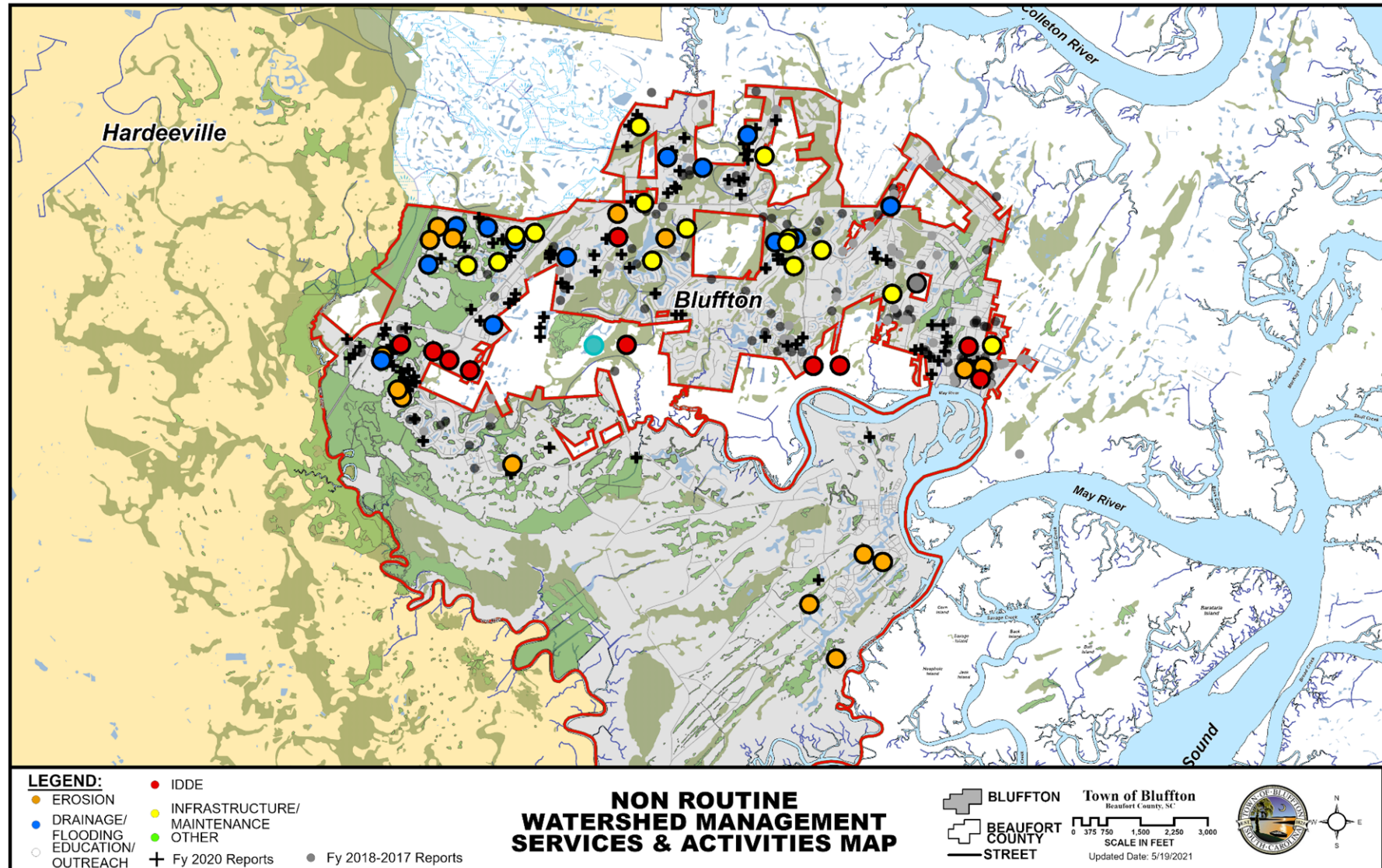
	Plan Reviews MS4 Reviews	Sureties	Certificate of Construction Compliance Inspections	Pre- Construction Meetings	Pre-Clearing Inspections	Post Construction BMP Inspections	Pre-Application Meetings	Total Plan Review Hours
FY 2021 YTD Totals	165	53	49	26	23	19	3	458 Hrs.
FY 2020 Totals	176	53	46	36	17	8	36	789 Hrs.
FY 2019 Totals	208	52	53	47	37	27	63	1,040 Hrs.

Citizen Drainage, Maintenance and Inspections Concerns Map



	Number of Drainage Concerns Investigated	Number of Meetings
FY 2021 YTD Totals	39	33
FY 2020 Totals	68	76
FY 2019 Totals	54	59

Citizen Request for Watershed Mngt. Services & Activities Map



	Number of Citizen Requests Investigated	Number of Meetings
FY 2021 YTD Totals	44	35
FY 2020 Totals	99	102
FY 2019 Totals	75	79