

Town of Bluffton, South Carolina



PROPOSED CONSOLIDATED MUNICIPAL BUDGET

For the Fiscal Year Ended June 30, 2026



bluffton
HEART OF THE LOWCOUNTRY™

www.TownofBluffton.sc.gov



Town of Bluffton, South Carolina
Consolidated Municipal Budget
Fiscal Year
July 1, 2025 through June 30, 2026

Elected Officials

Mayor - The Honorable Larry Toomer

Council Members:

Mayor Pro Tempore – Dan Wood

Emily Burden

Bridgette Frazier

Fred Hamilton

Appointed Officials

Stephen Steese – Town Manager

Terry A. Finger – Town Attorney

Honorable Clifford Bush III, Chief Municipal Court Judge

Senior Management

Chris Forster

Heather Colin

Marcia Hunter

Joseph Babkiewicz

Anni Evans

Larry Beckler

Lisa Cunningham

Kevin Icard

Kim Jones

Natalie Majorkiewicz

David Nelems

Tracy Stormer

Assistant Town Manager

Assistant Town Manager

Town Clerk

Chief of Police

Director of Human Resources

Director of Public Services

Clerk of Court

Director of Growth Management

Director of Projects and Watershed Resilience

Director of Finance

CEO, Don Ryan Center for Innovation

Chief Technology Officer

Table of Contents

The Covenant for the Town of Bluffton	3
Strategic Plan Summary	4
Why Does the Town Prepare a Budget	5
Area Map	6
Town of Bluffton at a Glance	7
Organizational Chart	13
Budget Highlights	14
Property Tax Overview	15
FY 2026 Consolidated Budget Summary	16
Where Our Funding Comes From	18
Where Our Resources Go	19
Town Workforce	20
Capital Improvement Program Fund (CIP) Projects	21
Expenditure Budget by Fund	23

The Covenant for the Town of Bluffton

As citizens of Bluffton, South Carolina, we hold the following to be true:

That social, cultural and economic diversity and inclusiveness
are the essence of our community;

That we bear responsibility for the stewardship of nature's blessings
entrusted to us in Bluffton and along the May River;

That freedom and civic duty work hand-in-hand to create a culture of
individuality and a sense of community;

That our natural, physical and cultural history are worthy of our protection
as trustees in order for us to embrace our future.

Acknowledging these truths, we aspire to the following goals:

To build upon our historic foundation a future that celebrates diversity,
nurtures neighborliness and ensures a future of opportunity
for generations to come;

To enhance the natural beauty and the quality of
the May River and its watershed;

To protect the architectural heritage of Old Town Bluffton;

To enhance the canopy of trees and natural landscape
throughout Bluffton;

To engage the creative human spirit and the arts within Bluffton;

To protect and enhance the oyster, shrimping, and fishing opportunities
of the May River;

To provide housing opportunities for all citizens that are
decent, affordable, and Bluffton beautiful.

To nurture a respect for each citizen.

Strategic Plan Summary

A Mayor and Council Strategic Planning Workshop was held in November 2023. The workshop identified planning objectives and actions that provide policy guidance in managing and directing the application of Town resources into a list of Strategic Plan Focus Areas. These focus areas are designed to keep the organization's priorities from getting distracted by what may appear to be competing opportunities. This strategic focus will drive policy decisions and priorities for the town. The Town of Bluffton's Strategic Focus Areas are:

1. Affordable and/or Workforce Housing
2. Community Quality of Life
3. Economic Growth
4. Fiscal Sustainability
5. Infrastructure
6. May River and Surrounding Rivers and Watersheds, and
7. Town Organization

Bluffton's Vision Statement

*Bluffton, the Heart of the Lowcountry,
a Town that appreciates the past, focuses on today
and is planning together for a greater future.*

It reflects a welcoming and inclusive community, committed to retaining its historic nature, livable neighborhoods, active lifestyle and respect for the May River. Town Council and Town Staff are committed to work together to create a great community now and one that is also sustainable for the generations to come.

Bluffton's Mission Statement

*We take care of our citizens, the Town and each other
by continuously making our community and organization better.*

This statement reflects its commitment to people and processes by:

1. Providing excellent services by continuously looking for improvements in services using best practices.
2. Providing award winning fiscal management services to our citizens.
3. Providing exceptional customer service that is focused on solutions and meeting the needs of our citizens.
4. Providing meaningful public engagement opportunities for our community.
5. Providing a work environment committed to teamwork, communication, transparency, ethical behavior and progressive compensation to help employees reach their full potential.
6. Providing and using performance measures to determine if our services are getting the intended results.

Why Does the Town Prepare a Budget?

1. Establishes priorities to determine how resources will be allocated among the Town's programs and services.
2. Identifies the costs of providing programs and services.
3. Establishes the amount of revenue projected to be available, and subsequently sets limitations on the amount of expenditures that can be supported.
4. Aligns allocated funding with Strategic Plan Action Agenda priorities established by Town Council.
5. Provides budgetary targets to compare with actual revenues and expenditures throughout the year.

The State of South Carolina requires Town Council to adopt an annual balanced budget ordinance prior to July 1. The Town's annual budget is developed in conjunction with feedback from citizens, various boards and commissions including the Town's Planning Commission, the Mayor and Council, the Town Manager, and each department within the Town. Town Council adopts the budget via two readings of the Consolidated Budget Ordinance as well as a public hearing. The first reading is held in May, and the second reading and associated public hearing is held in June. Town Council also holds two budget workshops to review projected revenues, expenditure requests, programs, services, and capital projects.

Area Map

The Town of Bluffton is located in Beaufort County, a southern coastal county in South Carolina. It is situated on a high bluff overlooking the May River, a pristine waterway that has strongly contributed to the Town's history, industry, and recreational opportunities. Bluffton is located just 12 miles west of Hilton Head Island, SC and roughly 20 miles northeast of Savannah, GA.



Town of Bluffton at a Glance

The Town of Bluffton, settled in 1825, was approximately one square mile when originally incorporated in 1852 as a summer coastal retreat. The town is rich with historical significance. The Calhoun Street Steamboat landing served as a stopover for travelers making their way between Savannah, Beaufort and Charleston. However, on June 4, 1863, Bluffton suffered devastation when Union troops carried out “The Burning of Bluffton” by setting fire to nearly everything in town, leaving only [two churches and 15 private residences](#). Prior to the Civil War, there were 60 brick and mortar buildings in the town. In 1996, the Bluffton Historic District was listed in the National Register of Historic Places. In 2007, the local Old Town Bluffton Historic District, covering the original one square mile of the town, was established by Town Council.

After a series of annexations, which began in 1987, the Town of Bluffton is now 54 square miles and has seen the population increase from 738 to nearly 35,000 today. While the population numbers still classify Bluffton as a small town, in terms of police and planning purposes, the town serves a daily population of 50,000 to 60,000 when tourists and visitors to the town are included.

Most of Bluffton’s 54 square miles is already master planned. Ninety-two percent (92%) of Bluffton is covered by development agreements, though it is only about 57% built-out. This means that the town must plan to continue to facilitate steady growth for the foreseeable future.

Recent Awards and Recognitions:

- **#1 “Safest City” in South Carolina** *Safe Living, March 2025*
- **#1 “Safest City” in South Carolina** *Safety.com, December 2020*
- **#2 “Safest Places to Live in South Carolina”** *Money, Inc, August 2020*
- **#4 “Safest City” in South Carolina** *Safewise, May 2020*
- **#2 “Safest City” in South Carolina** *National Council for Home Safety & Security, March 2020 and SafeWise in 2022.*
- **#1 “Safest City” in South Carolina** *The Home Security Advisor, 2019*
- **#4 “Safest City” in South Carolina** *HomeSnacks, 2019*
- **#8 The South’s Best Small Towns** *Southern Living Magazine, April 2019*
- **Standard & Poor’s Rating** upgraded the Town of Bluffton bond rating to AA+, the second-highest rating for a municipality.
- **2018 Preserving Our Places in History award, The Garvin-Garvey House Rehabilitation Project** *South Carolina African American Heritage Commission, April 2019*
- **2019 Municipal Achievement Award 10,001-20,000 Two Streetscapes, One Historic District: Two Streetscape Projects Unify Bluffton’s Historic District Providing Walkability & Connectivity,** *Municipal Association of South Carolina (MASC), July 2019*
- **2020 Citation Award for Adaptive Reuse and Preservation, The Garvin-Garvey House Rehabilitation Project** *South Carolina chapter of the American Institute of Architects (ALASC), November 2020*

Town of Bluffton at a Glance (Continued)

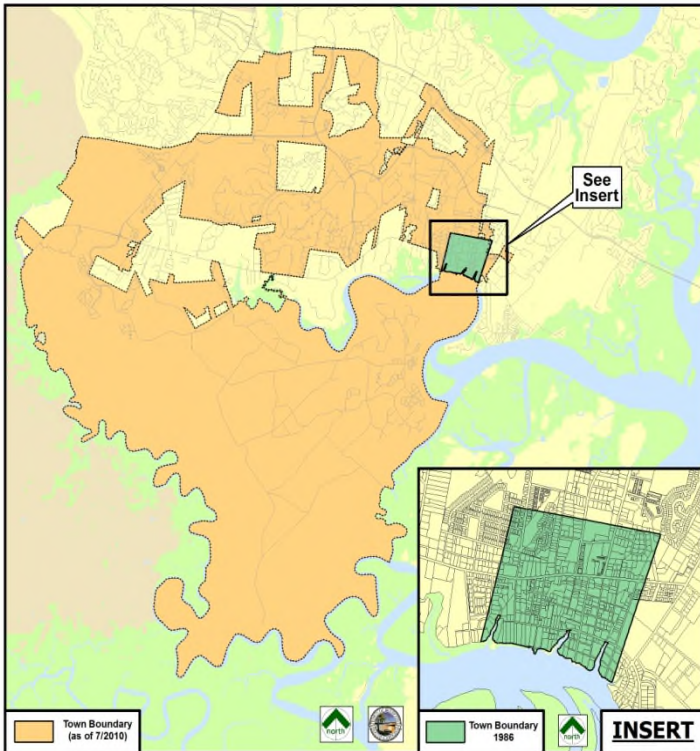
Recent Awards and Recognitions (continued):

- *2023 Municipal Award – Neighborhood Assistance Program*
- **2022 Municipal Achievement Award, Public Service Category** Mental Health & Wellness Program
- **2022 Excellence in Government Finance** *Government Finance Officers Association of the United States and Canada* the Town's Establishing a New Fund Balance and Capital Asset Reserve Policy
- **Distinguished Budget Presentation Award** *Government Finance Officers Association of the United States and Canada, every year since 2011. Received special recognition for the Town's long-range operating financial plans for FY2024 and FY2025.*
- **Certificate of Achievement for Excellence in Financial Reporting Award for the Comprehensive Annual Financial Report** *Government Finance Officers Association of the United States and Canada, every year since 2008.*
- **Award for Outstanding Achievement in Popular Annual Financial Reporting** *Government Finance Officers Association of the United States and Canada, every year since 2011.*
- **Triple Crown Winner** *Government Finance Officers Association of the United States and Canada.*

Bluffton is also home to Palmetto Bluff, a 19,271-acre world-renowned residential community and resort, which consistently receives top awards and accolades. Palmetto Bluff celebrated its grand debut of Montage Palmetto Bluff in August 2016. Montage Palmetto Bluff is AAA 5-diamond resort with 200 rooms, 6 dining locations, 13,000 square foot spa, and many other resort amenities. Below is a list of awards and accolades for this award-winning resort:

- **Five Diamond Hotel** *AAA Five-Diamond Awards, 2023*
- **Four Diamond Restaurant, River House** *AAA Five-Diamond Awards, 2023*
- **Most Luxurious Accommodations North America** *AAA Five-Diamond Awards, 2021, 2017, 2016, 2015, 2014, 2013 and 2012*
- **Five Star Hotel** *Forbes Five-Star Awards, 2023*
- **Five Star Spa** *Forbes Five-Star Awards, 2023*
- **Best Golf Resorts in The Carolinas** *Golf Digest, Editors' Choice Best Resorts | The Americas, 2022 and 2017*
- **The Best New Hotels in the World** *Travel & Leisure, World's Best Awards, 2019 and 2017*
- **The Best Hotels and Resorts in the U.S. and Canada** *Conde Nast Traveler Gold List, 2022 and 2020*
- **Best Hotels in the USA** *U.S. News and World Report, 2023, 2021, 2020 and 2018*
- **#1 Top 20 Resorts in the South** *Conde Nast Traveler Readers' Choice Awards, 2022*
- **#10 Top 20 Best Resorts in the World, USA** *Conde Nast Traveler Readers' Choice Awards, 2022*
- **Top 10 South Carolina Resort Hotels** *Travel & Leisure, World's Best Awards, 2022, 2021, 2020, and 2017*

Town of Bluffton at a Glance (Continued)



Bluffton expanded its territory by more than 34,000 acres primarily through annexation of four tracts of undeveloped land (Palmetto Bluff, Shults tract, Buckwalter tract, and Jones tract). Coupled with the Buck Island/Simmons ville area annexation and several auxiliary annexations (Bluffton Village, Village at Verdier, Shultz-Goethe Road Area, and Willow Run). ***The Town of Bluffton is now approximately 54 square miles in area, becoming the fifth largest town in South Carolina by land area.*** These annexations have created a challenge for government officials and citizens to preserve the Town's rich historical heritage, high quality of life, and unique coastal culture.

Government Profile

The Town operates under the council-manager form of government. Policy-making and legislative authority are vested in a governing council (Council) consisting of a mayor and four (4) other members. Members of Council are elected for a term of four (4) years. Council is primarily responsible for setting policies, passing ordinances, adopting the budget, appointing committees, and hiring the Town's manager, municipal judges, and attorney. The Town Manager, acting as chief executive officer, carries out the policies and ordinances of the Council, oversees the day-to-day operations of the Town, appoints the heads of various departments, and manages Town staff members.

The Town is empowered to levy a property tax on both real and personal property located within its boundaries. The Town also has the power by statute to extend its corporate limits by voluntary annexation as deemed appropriate by Council.

Town of Bluffton at a Glance (Continued)

Local Economy

The Town has responded to its anticipated growth by collecting fees from developers to shield existing residents from the costs associated with growth. The budgeted amount for FY 2026 is \$598,000.

In 2005, the Town began construction of the May River Technical Park (Tech Park) in Buckwalter Place. The vision was to have an integrated mixed-use, technology-based business center near the intersections of the new Bluffton and Buckwalter Parkways for easy access both from its residents and visitors.

In June of 2006, the Town entered into a building construction and operating agreement with eviCore National (the nation's leading health insurance benefits organization) for the construction of an office building containing up to 49,000 square feet in the Tech Park, allowing eviCore to expand its presence in South Carolina. eviCore, a medical diagnostic imaging company, is a provider of healthcare specialty benefits management solutions to America's health plans. The construction of this building and the Tech Park project was completed in June of 2008. In 2010, construction of a second two-story building, serving as National Headquarters for eviCore and encompassing approximately 35,000 additional square feet, was completed. To date, more than 500 jobs have been created.



In November of 2015, Town of Bluffton Mayor Lisa Sulka announced the signing of a public-private partnership agreement between the Town of Bluffton, the Bluffton Public Development Corporation, and Southeastern Development Associates (formerly known as Blanchard and Calhoun Commercial) that will further develop Buckwalter Place Commerce Park (previously Tech Park). The agreement provides for continued public infrastructure investment supportive of this multi-county commerce park.

Town of Bluffton at a Glance (Continued)

Local Economy (continued)

The Town, along with Beaufort County and Jasper County, have formed a multi-county industrial park and entered into a public-private development contract with plans to develop a multi-use property, including a Kroger grocery store as the anchor surrounded by general commercial, retail and office space, and a culinary institute.



In September of 2023, the Town amended its Ordinance to establish an economic development incentives program to attract certain high demand services and commercial needs of the Town. In February of 2024, the Town awarded its first economic development agreement with Solomon Property Holdings SC, LLC that intends to invest an estimated \$10,800,000 for a 15,000 square foot health and wellness facility that is expected to employ 67 full-time positions.

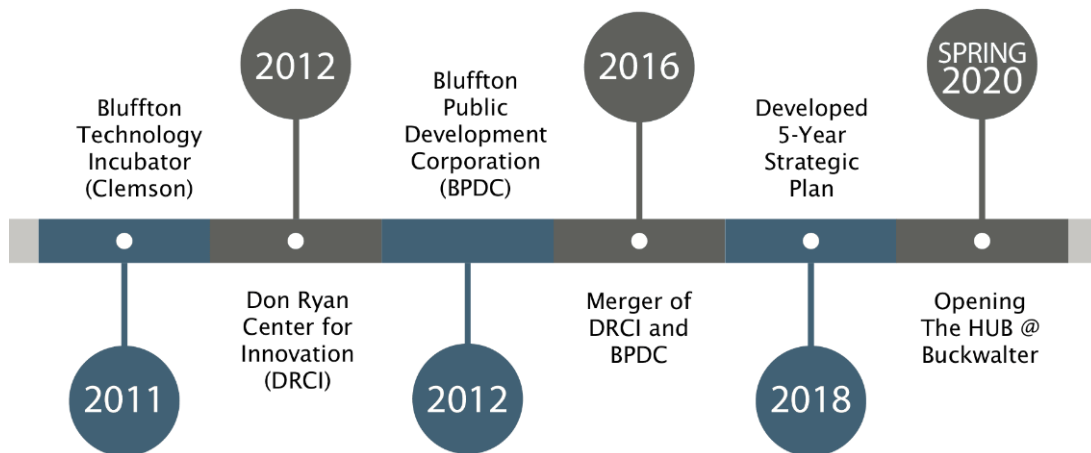
The Don Ryan Center for Innovation (DRCI) was established in mid-2012 as a 501(c)(3). The corporation's mission is to function as a business incubator to grow Bluffton's and the surrounding region's economic base by helping innovative start-up or early-stage companies. The organization expanded into partnerships with Beaufort County Schools, USCB, TCL, SCAD and the City of Beaufort to promote and support innovation and entrepreneurship for the purposes of economic development.



The Bluffton Public Development Corporation (BPDC) was established as a 501(c)(3) in late 2012 by Town leaders to pursue economic development within the Town. The corporation's mission is to accept, buy, sell, develop, mortgage, and transfer real and personal property including development rights. Its two other objectives are to assist in the town's economic development and undertake activities designed to promote and support the May River and other watershed cleanup efforts of the town.

Town of Bluffton at a Glance (Continued)

Local Economy (continued)



Both organizations have matured and evolved to reflect the needs of the Town and the region. Since both work in the realm of economic development, Town Council has authorized the merger of these entities by adoption of a resolution on December 13, 2016 into a single entity known as the Don Ryan Center for Innovation, Inc. Contact Don Ryan Center for Innovation <https://www.donryancenter.com> to discover how we can help you make a difference.

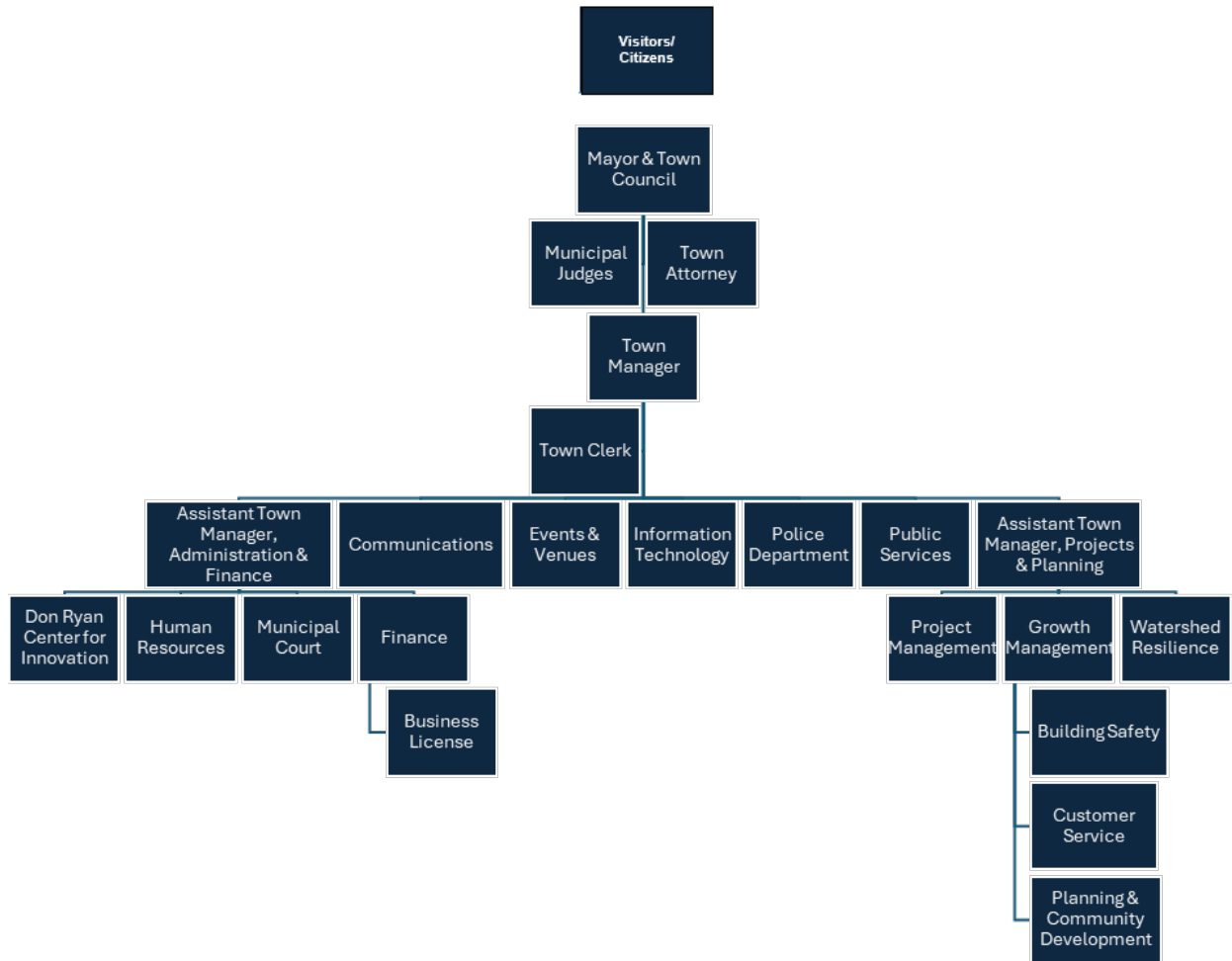
In FY2020, the DRCI moved into, “The Hub,” to serve as a catalyst for creativity, focus, and connection. More than just a place to work, this is a place to find community. Good things happen when people innovate together. The HUB at Buckwalter Place Commerce Park is the premier, knowledge-based center for innovation and economic development in Beaufort County.



This groundbreaking facility is much more than a building, but an innovation in regional economic development offering:

1. Business Incubation
2. Business Retention
3. Business Expansion
4. Business Recruitment
5. Workforce & Entrepreneurism Partnerships

Organizational Chart



Budget Highlights

The proposed budget, totaling \$97,521,514, keeps the Town healthy financially while still moving forward through program enhancements and a robust capital projects schedule with realistic revenue projections and an operating budget that advances key initiatives.

- ✓ Exceeds all essential levels of fund balance reserves for a healthy financial position
- ✓ Aaa Bond Rating – Moody's and AA+ Bond Rating – Standard and Poor's
- ✓ Capital Projects Diversified Throughout Bluffton Neighborhoods
- ✓ May River Watershed Action Plan and Municipal Separate Storm Sewer System (MS4) Program Implementation
- ✓ Supports existing Community Policing, Planning and Community Development, Economic Development, and Other Programs
- ✓ Includes 3% cost of living and up to 4% midyear merit increase capped at \$2,500 for employees
- ✓ Supports staffing changes described on page 20
- ✓ Includes Health Benefit cost increase

The Council priority programs for FY2026 include Affordable Housing, through a committee formed in FY2020 and is funded in the amount of \$450,000 in the General Fund to assist income-qualified residents with minor home repairs, as well as property maintenance, to include abatement of unsafe structures, property clean-up and septic repair, and dangerous tree removal. In the Capital Improvement Project Fund, there is \$740,816 budgeted to assist in the development of workforce and/or affordable housing.

Other initiatives include funding for the Historic Preservation Program, enhanced employee programs that include a cost of living and mid-year merit increases, health and wellness opportunities, community and civic outreach through increased events, and a robust police retention and recruitment program.

The adopted budget invests in civic space, Town facilities, and environmental initiatives. Over \$33 million of capital projects are in the FY2026 proposed budget. These projects include significant investment planned in Land Acquisition and in parks improvements with the largest at the New Riverside Barn Park with the assistance of the 2022 TIF Bond. Additionally, multiple projects are planned with a focus on parks, streetscapes and sewer and watershed protection.

Property Tax Overview

Estimated 2025 Beaufort County Tax Bill for Average Bluffton Home Appraised Value

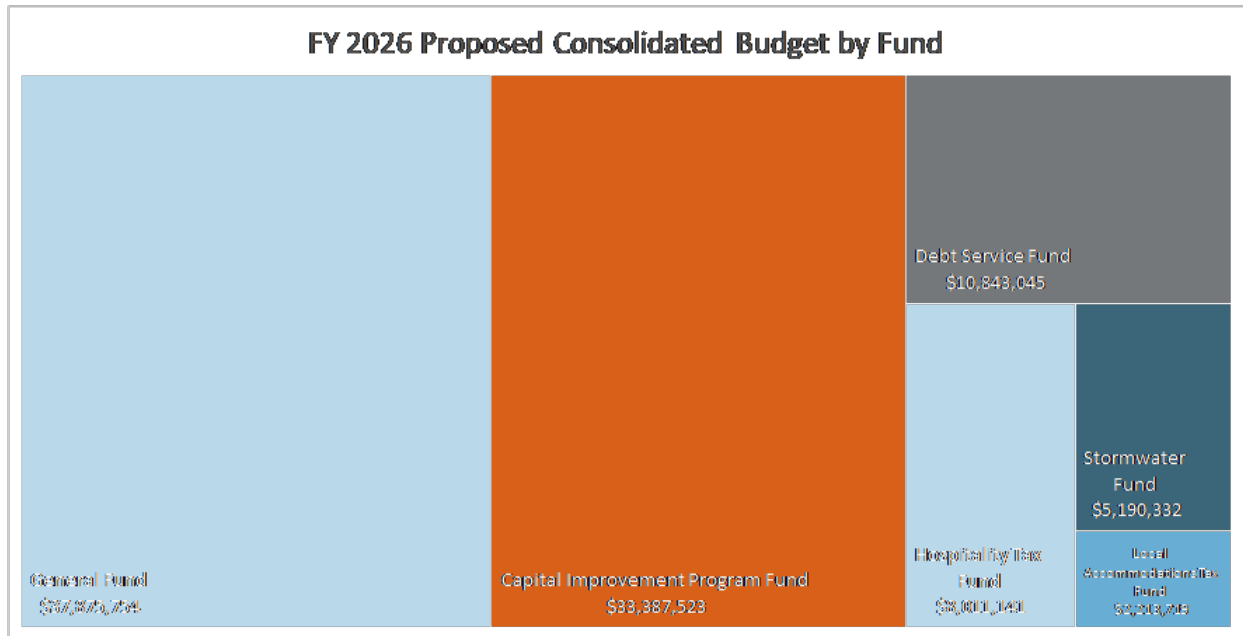
Home Appraised Value	\$	444,500	\$	444,500
Resident Assessed Value		4%		6%

610 Town of Bluffton	Millage	Property Tax & Fees	Property Tax & Fees
County Operations	42.3	\$ 752.09	\$ 1,128.14
Capital Improvement	3.2	56.90	85.34
Solid Waste & Recycling	3.2	56.90	85.34
Higher Education USCB/TCL	2.3	40.89	61.34
Indigent Care Bft Memorial Hosp	0.6	10.67	16.00
Indigent Care Bft/Jasper Comp	0.4	7.11	10.67
Economic Development	1.3	23.11	34.67
County Debt	3.2	56.90	85.34
County Purchase Prop	3.0	53.34	80.01
*School Operations	121.8	-	3,248.41
School Debt	36.3	645.41	968.12
Bluffton Fire District	26.0	462.28	693.42
Town of Bluffton Operations	34.3	609.85	914.78
Town of Bluffton Debt	1.7	30.23	45.34
Stormwater (SW) Municipal District Fee		115.00	115.00
Stormwater (SW) County Fee		26.22	26.22
Total	279.6	\$ 2,946.90	\$ 7,598.15

*School Operations applicable to nonresidents and commercial taxpayers.

\$444,500 averaged appraised home value from Census.gov quickfacts.

FY 2026 Consolidated Budget Summary



Fund	FY 2025 Revised Budget	FY 2026 Adopted Budget	% Change	% of Budget
General Fund	\$ 35,719,115	\$ 37,875,754	6.0%	38.8%
Hospitality Tax Fund	8,737,556	8,011,141	-8.3%	8.2%
Local Accommodations Tax Fund	2,799,967	2,213,719	-20.9%	2.3%
Stormwater Fund	4,154,285	5,190,332	24.9%	5.2%
Capital Improvement Program Fund	41,589,524	33,387,523	-19.7%	34.2%
Debt Service Fund	10,999,541	10,843,045	-1.4%	11.1%
Total Consolidated Budget	\$ 103,999,988	\$ 97,521,514	-6.2%	99.8%

Fund Types

General Fund

The Town's primary operating fund and is used to account for all Town financial resources except those to be accounted for in another fund. Principal sources of revenue are property taxes and licenses and permit fees.

Hospitality Tax Fund

Accounts for the local hospitality taxes collected by the Town for use in tourism-related expenditures and related Capital Improvements Projects. The tax is equal to two percent (2%) on the gross sales of prepared meals and beverages.

Local Accommodations Tax Fund

Accounts for the local accommodation taxes collected by the Town for use in tourism-related expenditures and related Capital Improvements Projects. The tax is equal to three percent (3%) on the gross proceeds derived from the rental or charges for sleeping accommodations.

Fund Types (Continued)

Stormwater Fund

Accounts for and reports the financial resources of all stormwater-related expenditures including routine maintenance and capital projects. The primary source of revenue is stormwater utility fees and state and federal grants.

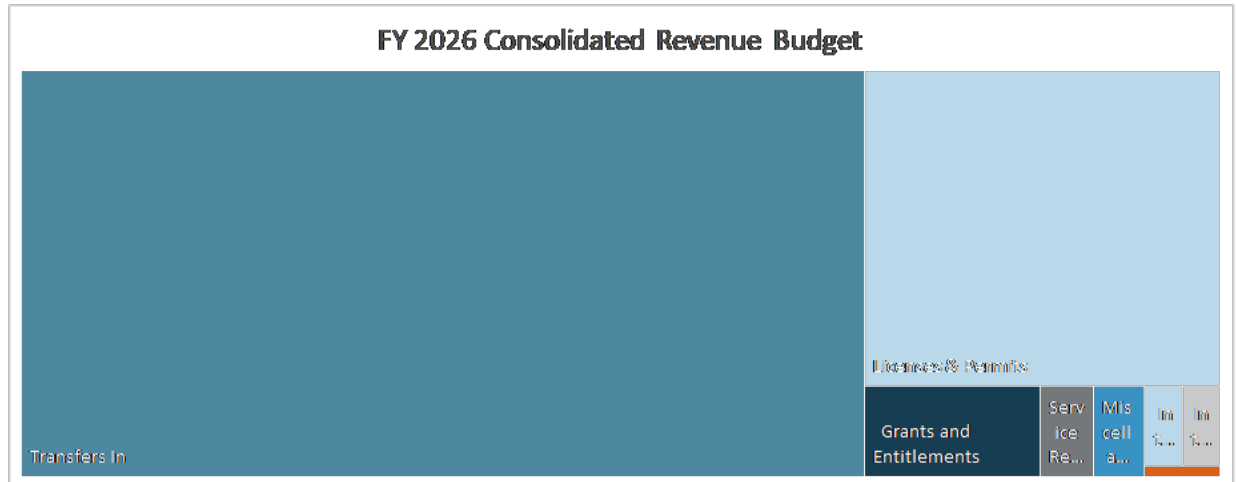
Capital Improvements Program (CIP) Fund

Accounts for and reports financial resources that are restricted, committed or assigned to expenditures for capital outlays including the acquisition or construction of capital facilities and other capital assets. In addition to funding with bond proceeds and intergovernmental revenue such as state and federal grants, hospitality tax fees fund tourism-related projects. Capital Projects are primarily non-recurring in nature. All capital categories require a cost threshold of greater than \$5,000 except for roads, buildings and computer software (recorded in general fund) with a threshold of greater than \$50,000.

Debt Service Fund

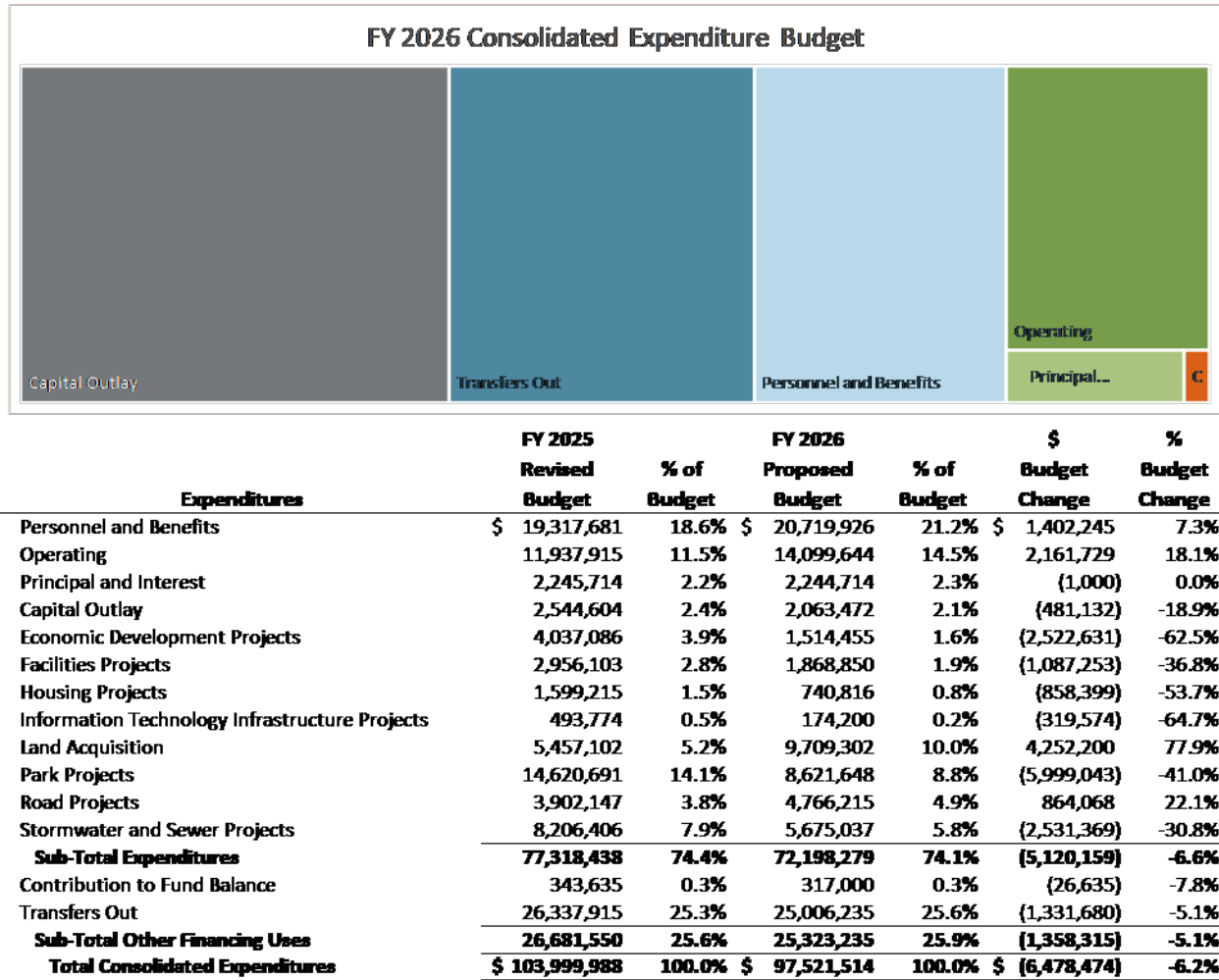
Accounts for the accumulation of resources for the payment of interest and principal on general long-term debt obligations. The primary source of revenue is property tax and bond proceeds.

Where Our Funding Comes From



	FY 2025		FY 2026		\$	%
Revenues	Revised Budget	% of Budget	Proposed Budget	% of Budget	Budget Change	Budget Change
Property Taxes	\$ 15,159,600	14.6%	\$ 16,524,147	16.9%	\$ 1,364,547	9.0%
Local Hospitality & Accommodations Taxes	5,458,677	5.2%	5,459,747	5.6%	1,070	0.0%
Licenses & Permits	15,702,658	15.1%	17,406,121	17.8%	1,703,463	10.8%
Grants and Entitlements	5,255,326	5.1%	2,466,816	2.6%	(2,788,510)	-53.1%
Intergovernmental	961,608	0.9%	484,688	0.5%	(476,920)	-49.6%
Service Revenues	492,860	0.5%	748,000	0.8%	255,140	51.8%
Fines & Fees	115,000	0.1%	115,000	0.1%	-	0.0%
Interest Income	350,000	0.3%	475,000	0.5%	125,000	35.7%
Miscellaneous Revenues	330,878	0.3%	703,472	0.7%	372,594	112.6%
Sub-Total Revenues	43,826,607	42.1%	44,382,991	45.5%	556,384	1.3%
Transfers In	60,173,381	57.9%	53,138,523	54.5%	(7,034,858)	-11.7%
Sub-Total Other Financing Sources	60,173,381	57.9%	53,138,523	54.5%	(7,034,858)	-11.7%
Total Consolidated Revenues	\$ 103,999,988	100.0%	\$ 97,521,514	100.0%	\$ (6,478,474)	-6.2%

Where Our Resources Go



Town Workforce

Personnel by Department and Division	FY 2025 Budget		FY 2026 Budget		Change	
	Full Time	Part Time	Full Time	Part Time	Full Time	Part Time
Communications	4.0	2.0	2.0	1.0	{2.0}	{1.0}
Economic Development (DRCI)	3.0	-	3.0	1.0	-	1.0
Events & Venues - NEW DEPARTMENT	-	-	3.0	5.0	3.0	5.0
Executive Office	8.5	1.0	9.5	1.0	1.0	-
Finance & Administration	8.5	-	10.0	-	1.5	-
Growth Management Department						
Building Safety Division	8.0	-	8.0	-	-	-
Customer Service Division	3.5	-	3.0	-	{0.5}	-
Planning & Community Development Division	8.0	-	8.0	-	-	-
Human Resources	3.0	-	3.0	-	-	-
Information Technology	7.5	-	7.5	-	-	-
Municipal Court	3.0	-	3.0	-	-	-
Police Department						
Civilian Positions	11.0	10.0	11.0	10.0	-	-
Sworn Positions by Rank	65.0	-	65.0	-	-	-
Projects & Watershed Resilience Department						
Project Management Division	6.0	-	6.0	-	-	-
Watershed Management Division (SWU Fund)	9.0	-	9.0	1.0	-	1.0
Public Services	16.0	-	16.0	-	-	-
Total Personnel	164.0	13.0	167.0	19.0	3.0	6.0

Position Changes:

Communications:

- Split; Three (3) positions moved to newly created Events & Venues Department

Economic Development – DRCI:

- Adds Full-Time Director of Special Projects
- Changes Full-Time Marketing & Operations Manager to Part-Time Innovations Manager

Events & Venues Department **New**:

- Three (3) positions move from Communications
- Adds 2nd Part-Time Welcome Center Coordinator
- Adds one (1) Full-Time Events & Venues Assistant Manager
- Adds two (2) Part-Time Docents

Executive:

- Adds unfunded Full-Time position for Affordable Housing

Finance:

- Treasury Generalist position split with GM moved 100% to Finance
- Adds Grants Administrator position

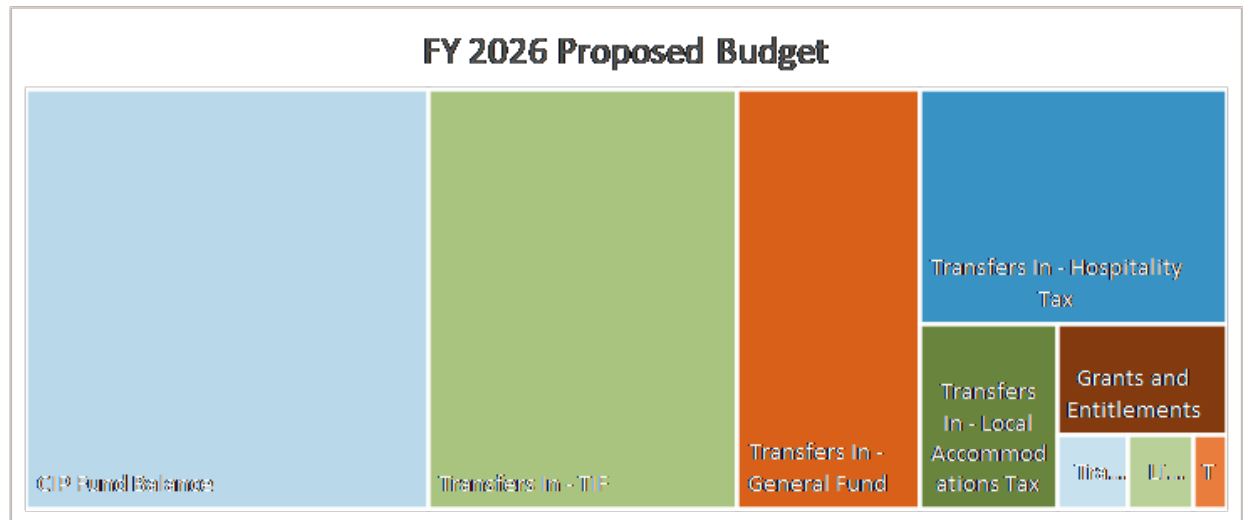
Growth Management:

- Position split with Finance moved 100% to Finance as Treasury Generalist

Watershed Resilience:

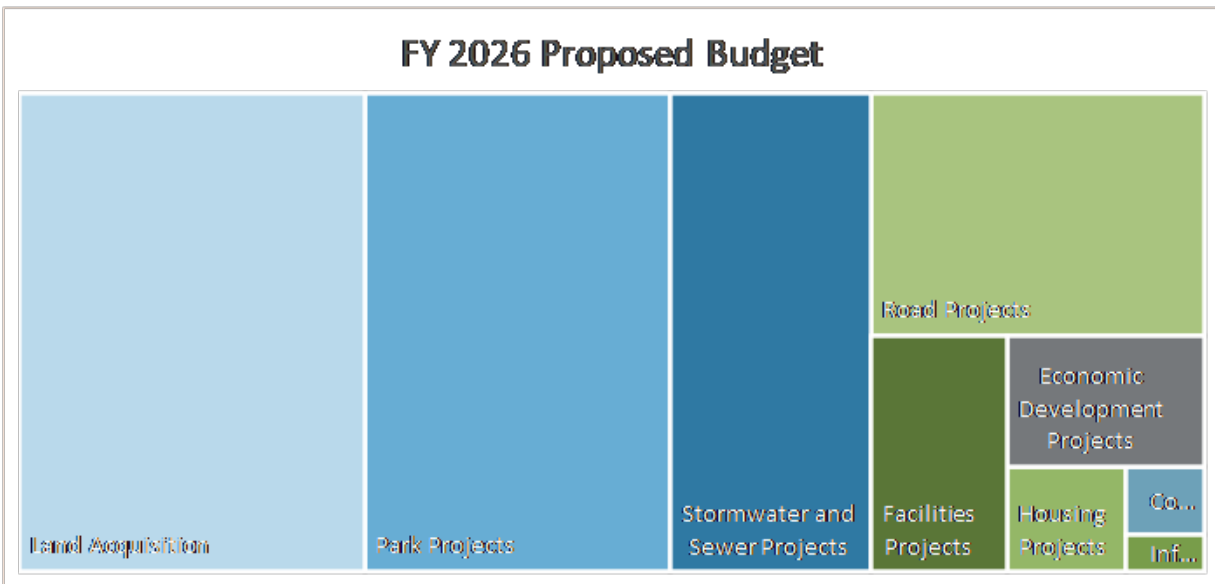
- Watershed Division Manager split into Watershed Division Manager and Watershed Resilience Manager
 - MS4 Program Manager position attrited
 - Water Quality Program Administrator position attrited
- Adds 2nd Full-Time Stormwater Technician position
- Adds Part-Time GIS Analyst II/Code Enforcement position

Capital Improvement Program (CIP) Fund



Funding Sources	FY 2026 Proposed Budget	% of Budget
CIP Fund Balance	\$ 11,187,624	33.5%
Transfers In - TIF	8,598,281	25.8%
Transfers In - General Fund	5,071,661	15.2%
Transfers In - Hospitality Tax	4,770,008	14.3%
Transfers In - Local Accommodations Tax	1,680,230	5.0%
Grants and Entitlements	1,244,816	3.7%
Transfers In - Stormwater Fund	353,222	1.1%
Licenses & Permits	317,000	0.9%
Transfers In - State Accommodations Tax	164,681	0.5%
Total CIP Funding Sources	\$ 33,387,523	100.0%

Capital Improvement Program (CIP) Fund (Cont.)



Project Expenditures	FY 2026 Proposed Budget	% of Budget
Information Technology Infrastructure Projects	\$ 174,200	0.5%
Park Projects	8,621,648	25.8%
Road Projects	4,766,215	14.3%
Stormwater and Sewer Projects	5,675,037	17.0%
Land Acquisition	9,709,302	29.1%
Economic Development Projects	1,514,455	4.5%
Housing Projects	740,816	2.2%
Facilities Projects	1,868,850	5.6%
Contribution to Fund Balance	317,000	1.0%
Total CIP Expenditures	\$ 33,387,523	100.0%

Expenditure Budget by Fund

Town of Bluffton

FY 2026 Proposed Budget

General Fund Budget	Salaries & Benefits	Operating	Capital Outlay	Debt	Total
Total General Fund Expenditures	\$ 19,420,161	\$ 11,652,248	\$ 1,731,684	\$ -	\$ 32,804,093
Contribution to Fund Balance					-
Transfer to Capital Improvements Program Fund					5,071,661
Total General Fund Budget					\$ 37,875,754
Hospitality Tax Fund Budget	Salaries & Benefits	Operating	Capital Outlay	Debt	Total
Transfer to General Fund	\$ -	\$ -	\$ -	\$ -	\$ 4,770,008
Transfer to Capital Improvements Program Fund					3,241,133
Total Hospitality Tax Fund Budget					\$ 8,011,141
Local Accommodations Tax Fund Budget	Salaries & Benefits	Operating	Capital Outlay	Debt	Total
Transfer to General Fund	\$ -	\$ -	\$ -	\$ -	\$ 1,680,230
Transfer to Capital Improvements Program Fund					533,489
Total Local Accommodations Tax Fund Budget					\$ 2,213,719
Stormwater Fund Budget	Salaries & Benefits	Operating	Capital Outlay	Debt	Total
Watershed Management Expenditures	\$ 1,304,004	\$ 2,443,107	\$ 331,788	\$ -	\$ 4,078,899
Transfer to General Fund					465,411
Transfer to Debt Service					292,800
Transfer to Capital Improvements Program Fund					353,222
Total Stormwater Fund Budget					\$ 5,190,332
Capital Improvements Program Fund Budget			Capital Outlay	Total	
Economic Development Projects			\$ 1,514,455	\$	1,514,455
Facilities Projects			1,868,850		1,868,850
Housing Projects			174,200		174,200
Information Technology Infrastructure Projects			740,816		740,816
Land Acquisition			9,709,302		9,709,302
Park Projects			8,621,648		8,621,648
Road Projects			4,766,215		4,766,215
Stormwater and Sewer Projects			5,675,037		5,675,037
Contribution to Fund Balance			317,000		317,000
Total Capital Improvements Program Fund Budget					\$ 33,387,523
Debt Service Fund Budget	Operating	Principal	Interest	Total	
Series 2014 TIF Bond	\$ -	\$ 919,815	\$ 11,866	\$	931,681
Series 2022 TIF Bond		338,887	302,046		640,933
Series 2020 GO Bond - LEC		270,000	109,300		379,300
Series 2020A GO Bond - SWU Projects		170,000	122,800		292,800
Miscellaneous Expenditures	50				50
Transfer to Capital Improvements Program Fund					8,598,281
Total Debt Service Fund Budget					\$ 10,843,045

Budget Summary by Fund

Governmental funds are used to account for all or most of a government's general activities. The Town of Bluffton adopts a budget for six major funds: General Fund, Hospitality Tax Fund, Local Accommodations Tax Fund, Stormwater Fund, Capital Improvement Program (CIP) Fund, and the Debt Service Fund.

The General Fund is the Town's primary operating fund and is used to account for all Town financial resources except those to be accounted for in another fund. Principal sources of revenue are property taxes and licenses and permit fees.

The Hospitality Tax Fund accounts for the local hospitality taxes collected by the Town for use in tourism-related expenditures and related Capital Projects. The source of revenue is equal to two percent (2%) on the gross sales of prepared meals and beverages.

The Local Accommodations Tax Fund accounts for the local accommodations taxes collected by the Town for use in tourism-related expenditures and related Capital Projects. The source of revenue is equal to three percent (3%) on the gross proceeds derived from the rental or charges for sleeping accommodations.

The Stormwater Fund accounts for and reports the financial resources of all stormwater-related expenditures including routine maintenance and capital projects. The primary source of revenue is stormwater utility fees and state and federal grants.

The Capital Improvements Program (CIP) Fund accounts for and reports financial resources that are restricted, committed, or assigned to expenditure for capital outlays including the acquisition or construction of capital facilities and other capital assets. In addition to funding with bond proceeds and intergovernmental revenue such as state and federal grants, hospitality tax fees fund tourism-related projects. Capital Projects are primarily non-recurring in nature. All capital categories require a unit cost greater than \$5,000 for all categories except roads, building (and computer software recorded in the general fund) whose threshold is \$50,000. Donated capital assets are recorded at estimated market value. The cost of normal maintenance and repairs that do not add to the value of the asset or materially extend the assets' lives are not capitalized and are recorded within the general fund.

The Debt Service Fund accounts for the accumulation of resources for the payment of interest and principal on general long-term debt obligations. The primary source of revenue is property taxes.



Follow us on these social media sites:



bluffton
HEART OF THE LOWCOUNTRY

PO Box 386
Bluffton, SC 29910
(843) 706-4500

www.townofbluffton.sc.gov