

A New Category of Exterior Trim

A New Category of Exterior Trim

- The first and only Poly-ash trim product, consisting of a blend of proprietary polymers and coal combustion products (ash).
- Poly-ash composition provides consistency throughout the material with virtually no moisture cycling⁺ or expansion and contraction⁺.
- Developed with years of rigorous internal and 3rd party testing, proven with thousands of installations.
- Composed of more than 70% recycled materials.
- Boral TruExterior® Trim is a product you can trust to provide exceptional performance, superior workability and a lasting appearance for exterior applications.

An Excellent Exterior Trim Alternative

Like Wood, Boral TruExterior® Trim...

- is easy to handle (similar weight)
- is reversible with an authentic wood grain and smooth side
- is easy to cut, rout, drill and fasten
- can be installed with the same tools

Unlike Wood, Boral TruExterior® Trim...

- is a low maintenance product
- has exceptional durability
- is resistant to rotting, cracking, splitting from moisture and virtually free from termites⁺
- offers excellent workability

Unlike most other trim products, Boral TruExterior® Trim...

- maintains a high level of dimensional stability during periods of moisture and temperature change⁺
- is suitable for ground contact
- does not require end-sealing, special adhesives or other cumbersome and costly installation techniques
- can be painted any color
- contains one of the highest levels of recycled content



⁺Please see Boral TruExterior® Trim Limited Warranty and Product Data Sheets for proprietary test results located at www.BoralTruExterior.com

Like No Other

Boral TruExterior® Trim satisfies the exterior trim customer's need for a product that is:

- Easy to install
- Long-lasting, withstanding nature's elements
- Competitively priced compared to other products in the marketplace

Superior Workability

Boral TruExterior® Trim is creating an entirely new category of reliable exterior trim that offers phenomenal performance, remarkable workability, and a lasting look without the limitations that plague other exterior trim products. Plus it can be installed using proven woodworking tools and methods.

Applications

Designed to be used in non-structural applications, Boral TruExterior® Trim is suited for ground contact, which makes it ideal for exterior trim applications such as:

- Corners
- Soffits
- Fascia
- Batten strips
- Frieze boards
- Rake boards
- Garage door casings
- Window surrounds
- Door trim
- Other non-structural exterior trim applications



The Exterior Trim Landscape

Boral TruExterior® Trim compared to Other Trim Options

	BORAL TRUEXTERNAL® TRIM	WOOD TRIM	CELLULAR PVC TRIM	FIBER CEMENT TRIM	ENGINEERED/ COMPOSITE TRIM
No Special Tools Required	•	•	•		•
Easily Routed	•	•	•	✓	✓
Consistent Density	•		✓	•	
Fasten Close to Edge of Product	•		•		
Readily Accepts Wide Variety of Fasteners	•	✓	✓		
No Special Paint Needed For Light or Dark Colors	•	•		•	•
No Additional Safety Precautions Needed While Cutting	•	•	•		•
Installs the Same Way at All Temperatures	•	•		•	•
No Need to Prime End or Field Cuts	•		•		
No Need for Adhesives to Limit Movement	•	•		•	•
Dimensionally Stable After Installation ⁺	•	✓		•	
Suitable for Ground and Masonry Contact	•		•		
No Cracking or Splitting from Moisture ⁺	•		•	✓	✓
Resistant to Fungal Decay ⁺	•		•		
Over 70% Recycled Content ⁺	•				
Made in the USA	•	✓	✓	✓	✓

● All in Category ✓ Some in Category

⁺Please see Boral TruExterior® Trim Limited Warranty and Product Data Sheets for proprietary test results located at www.BoralTruExterior.com

The Sustainable Solution

In the U.S., Boral continues the company's mission of being a leader in sustainability by engaging in such areas as alternative fuel sources and waste water management systems.



- Boral is committed to global environmental stewardship, which is reflected in Boral TruExterior® Trim – the first and only exterior trim product to be awarded a Cradle to Cradle certification (C2C). C2C is a multi-attribute, eco-label that assesses a product's safety to humans, environment and design for future life cycles. Within the terms of the certification program, this means pursuing the following ideals:
 - Using material that is safe for human health and the environment
 - Designing products and systems for material recovery and reutilization, such as recycling or composting
 - Using renewable energy
 - Efficiently using water and realizing maximum water quality associated with production
 - Instituting strategies for social responsibility

For more information on Cradle to Cradle Certification, please visit www.C2Ccertified.com

Cradle to Cradle Certified™ is a certification licensed by the Cradle to Cradle Products Innovation Institute.



- Boral TruExterior® Trim boasts the highest recycled content among all exterior trim products with a SCS Global Certified minimum 70% recycled content. The SCS Recycled Content certification is designed to help manufacturers make credible claims about their products by increasing the use of recycled materials which reduces solid waste and natural resource consumption. All claims are certified in accordance with U.S. Federal Trade Commission's Guides for the Use of Environmental Marketing.

For more information on SCS Global, please visit www.SCSglobalservices.com



- Coal Combustion products are endorsed by the U.S. Green Building Council for use in construction materials.

For more information on the U.S. Green Building Council, please visit www.USGBC.org

- Boral TruExterior® Trim is produced in a state of the art LEED Silver Certified facility in East Spencer, NC.





Welcome Home



MADE
IN THE
USA 



**Digger
Specialties
Inc.**

Transforming the Outdoor Living Experience™



Westbury® Aluminum Railing is
Six Ways Better

Than Other Railing Systems:

- Proprietary 10 Step Coating For Permanent Color and Finish
- Available In Stunning Colors and Textures
- Extremely Low Maintenance
- Designer Aesthetics To Enhance Any Deck or Porch
- Fastest Railing System To Install
- Code Approved For Residential or Commercial Construction

Railing System Comparison Chart

Railing System	Permanent Finish	Fade Resistant	Lifetime Limited Warranty	Easy to Install	Low Maintenance	Low Installation Cost
Westbury® Aluminum	•	•	•	•	•	•
Composite	•	•	•		•	
Iron or Steel		•				
Wood						•
Vinyl	•		•	•	•	•



TUSCANY SERIES



example vertical pickets on Blue Crab Home

GATES & HARDWARE


DSI offers matching gates for most Westbury® Aluminum Railing styles*. Gates allow the flexibility to “enclose” your railing area, keeping your family safe from stair hazards and your pets limited to your deck or patio area. All Westbury® C Series gates, with the exception of Veranda (a welded gate), are adjustable.

*Gates are not available for Montego Series.




Adjustable Gates

example at pool gate



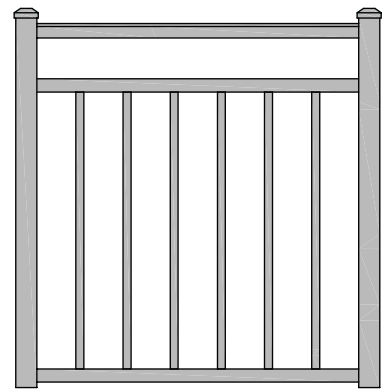
Tuscan Series

36”W, 48”W, and 60”W Openings



VertiCable®


36”W, 48”W, and 60”W Openings



Riviera Series

36”W, 48”W, and 60”W Openings

Welded Gates



Veranda

36”W, 48”W, and 60”W Openings
1/4” Tempered Glass

Latches



Lokk Latch

Lokk Latch Deluxe

Magna-Latch Vertical Pull

Lokk Latch Magnetic

Gravity Latch

Hinges

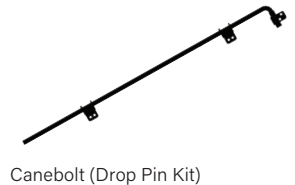


Tru Close Hinge

Kwik Fit Hinge

Medium Duty Hinge

Canebolt



Canebolt (Drop Pin Kit)

POST KITS

Westbury® Aluminum Railing Post Kits contain all the components necessary to assemble a railing post. Kits eliminate the need to order post components by providing everything in one box. Kits are available for a variety of post sizes (see charts on page 21).

Kits Include:

- Post
- Flat Cap*
- 2-piece Post Flair

Assembled Post Kits come with mounts attached to the post reducing installation time. These Kits are available for VertiCable® Sections without mounts and Tuscan Assembly Sections. Assembled Post Kits are available for a variety of post types (see chart below).

Assembled Kits Include:

- Post with Sections Mounts Attached
- Flat Cap*
- 2-piece Post Flair



Assembled Post Kit

Assembled Post Kits w/Adjustable Plates 2" x 2" x .090"

Assembled Kits are available in four Powdered Coated Colors: Black Fine Texture, Bronze Fine Texture, White Fine Texture, and Gloss White.



	Line Post	End Post	Corner Post	Crossover Line Post	Crossover End Post	Crossover Corner Post
Heights	37", 43"	37", 43"	37", 43"	36", 42"	36", 42"	36", 42"

*Caps are not included with Crossover Post Kits.

INSPIRATION

Custom Railing

We put the "special" in Digger Specialties!

Let DSI help solve your unique installation challenges and design needs.



Multiple Color Rails and Balusters



Tuscany Carribean Railing

-included for decorative panel inspiration only

