




LOUVER

The simple genius of the Louver style shutter allows for airflow and light filtration which is why it is a popular style since the earliest shutters to present day.

Louver style shutters can add immediate curb appeal and a fresh appearance to any home.



Louver with Horizontal Rail



Full Louver



Louver with Custom Horizontal Rails
20-40-40 Panel Configuration



Louver with Horizontal Rail, Rabbeted Edge, and Decorative Tilt Rod



Louver with Arch Top and Horizontal Rail

Options



UNLIMITED POSSIBILITIES

These options are just the beginning of something beautiful. New Horizon Shutters offers several options for shutter traditionalists.

If you're looking for something that's not pictured, let us know and we'll make it happen.

Beading

An attractive detail for added dimension for framed and recessed panel shutters.




Rabbeted Stile

Rabbeted Stiles overlap each other to provide a tight fit and beaded distinction.



Copper Cap

Gives shutters the appearance of authenticity.



Horns

This detail is popular in New England.



Decorative Tilt Rod

Used to give shutters the appearance of operable louvers.



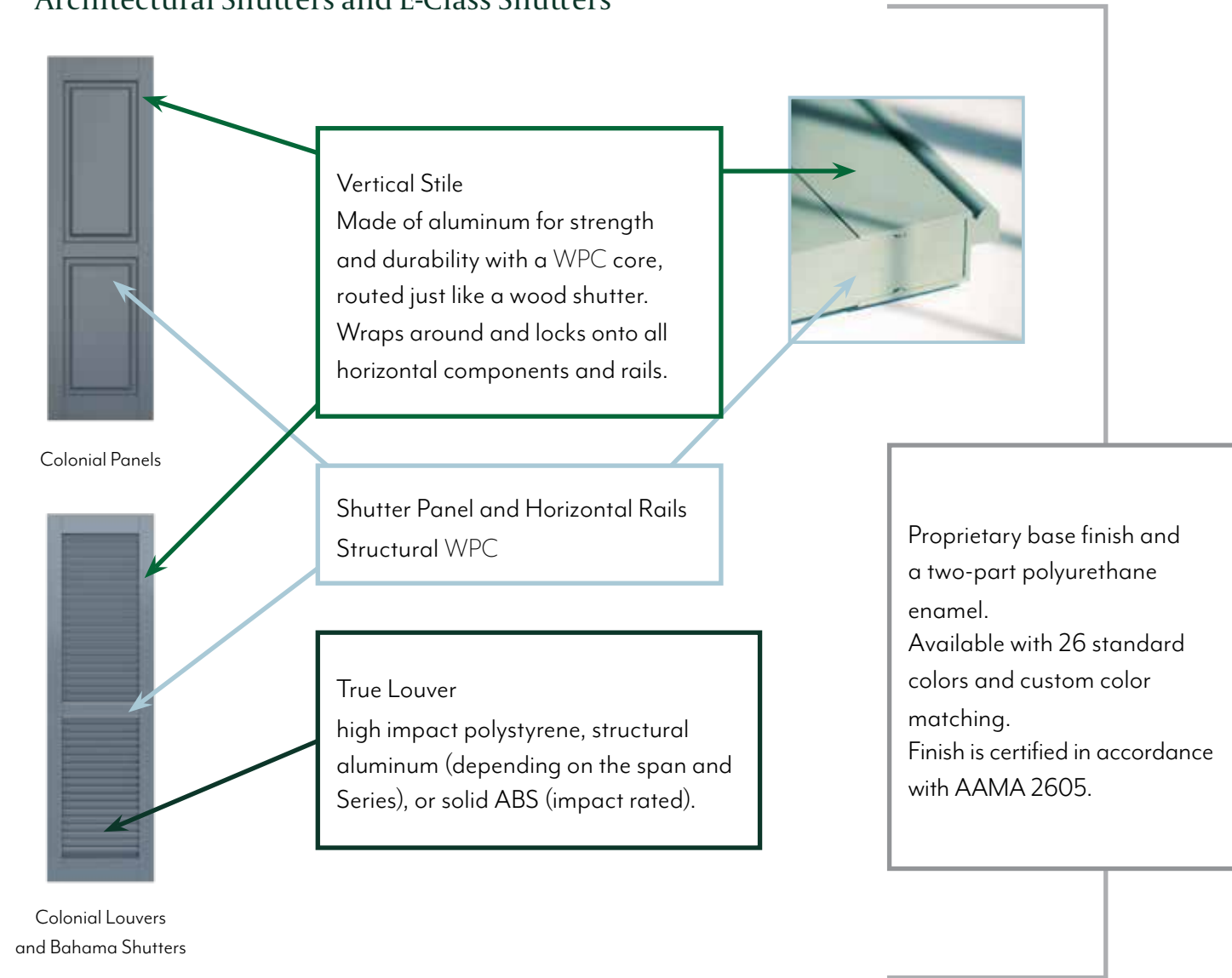
Cutout

Customized to the shape of your choice.

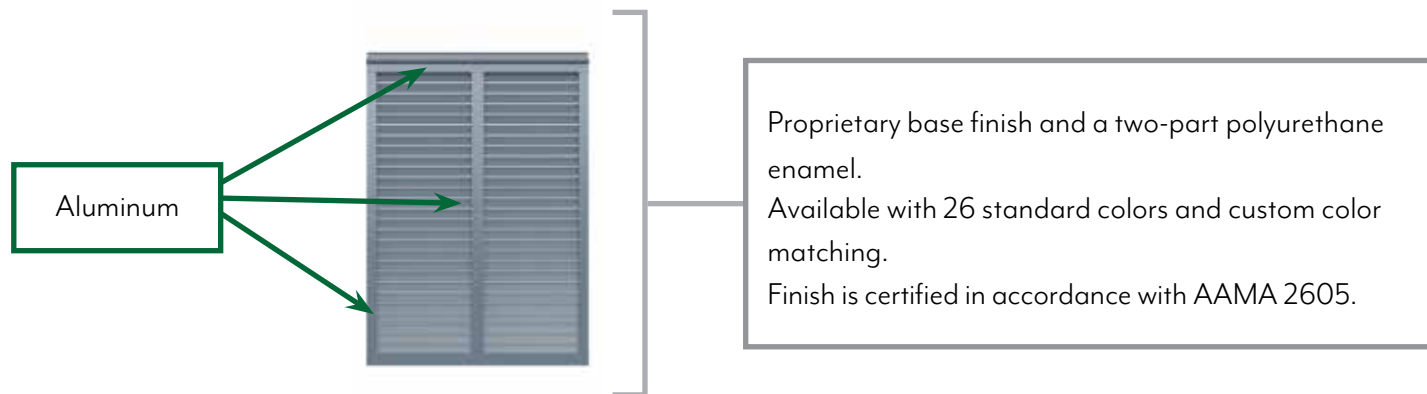


MATERIALS

Architectural Shutters and E-Class Shutters



Aluminum Shutters



	Series	Artisan	Classic	Deep South	E-Class	Aluminum
Basic Dimensions	Thickness	varies	1-¼"	1-¾"	1"	1-¼"
	Stile Width	varies	2-½"	2"	2"	2"
	Louver Size (default)	2"	1-½"	2"	1-¼"	2"
	Louver Angle (default)	41°	25°	36°	20°	20°
	Warranty*	Lifetime*	Lifetime*	Lifetime*	15 Year*	Lifetime*
Available Styles	Raised Panel	•	•	•	•	
	Louver	•	•	•	•	•
	Board & Batten		•	•	•	
	Recessed Flat Panel	•	•	•		
	Framed Panel		•	•		
	Bahama	•	•	•		•
	Combination	•	•	•		
	French Quarter	•	•	•		
	European	•	•	•		
Available Options	¾" Horns	•	•		•	
	4" Stile			•		
	Arch Top		•	•	•	
	Arch Top - Full Louver		•	•	•	
	Beading		•	•	•	
	Bi-fold	•	•	•	•	•
	Center Batten		•	•	•	•
	Copper Cap	•	•	•	•	
	Cross Buck		•	•	•	•
	Cutout	•	•	•	•	•
	Decorative Tilt Rod		•	•	•	•
	Impact Rated		•	•		
	Rabbeted Stile	•	•	•	•	
	Tri Panel	•	•	•	•	•
	Vertical Center Stile	•	•	•	•	

* Refer to the Warranty Document for actual conditions, limitations, and exclusions. Warranty can be found at www.NewHorizonShutters.com.