

STATSBOARD


43.5 MILLION ANNUAL PASSENGERS (UP 158.4%)

Rolling 12 Months Ended February 2022

↑ 153.6% **↑ 280.2%**
41.1 million **2.4 million**
 DOMESTIC INTERNATIONAL

119,252 PASSENGERS/DAY
 94.5% Domestic
 5.5% International

Source: MCO Airline Activity Reports (12-months ended February 2022)



94% O&D
 6% CONNECTING
 27% ORIGINATING
 2.6 AVERAGE PARTY SIZE

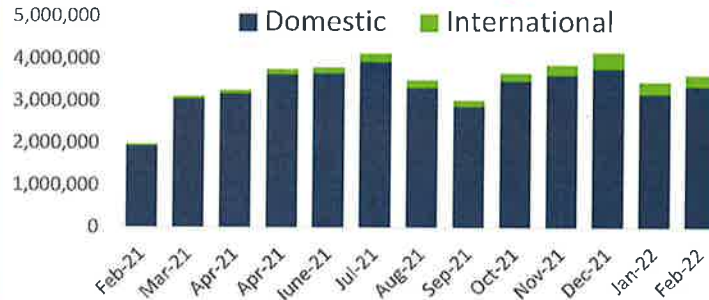
Source: US DOT T100 and O&D databases & 6-Question Online Survey (Mar. 2021-Feb. 2022)

TRIP PURPOSE



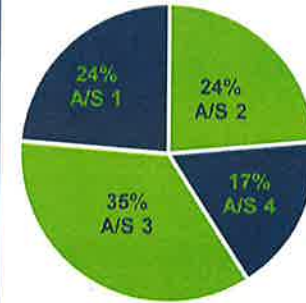
Source: 6-Question Online Survey (Mar 2021-Feb 2022)

MONTHLY PASSENGERS



Source: MCO Airline Activity Reports

PASSENGER TERMINAL BALANCE



Terminal
 A: 47%
 B: 53%

Security
 East: 41%
 West: 59%


Source: MCO Airline Activity Reports (March 2021 – February 2022)

AIRPORT RANKING

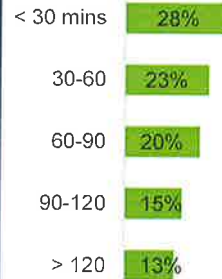
- 2nd – U.S. Ranked by Origin & Destination (O&D) Passengers
- 7th – U.S. Ranked by Total Passengers
- 7th – U.S. Port of Entry for Non-U.S. Residents
- 27th – World Ranked by Total Passengers



PASSENGER: AGE

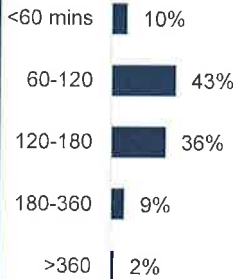


ARRIVAL @ TSA



Source: 6-Question Online Survey

DWELL TIME



(Mar 2021-Feb 2022)

ANNUAL OPERATIONS

304,422 (834/day): Passenger Aircraft
 328,838 (901/day): All Aircraft

AIRLINES

32 Passenger Airlines
 7 Cargo Airlines

DESTINATIONS

97 Domestic
 46 International

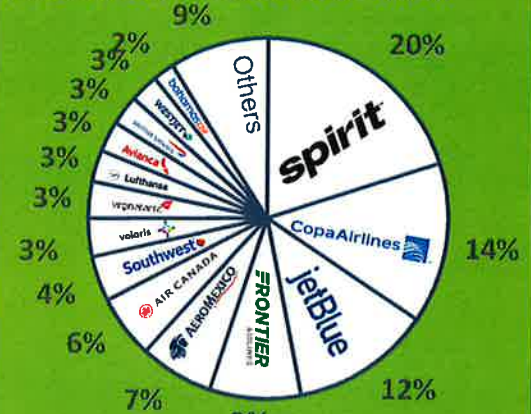
Source: Airline Activity Reports (12-months ended February 2021), Airline Data Inc. Flight Schedule data (February 2022 – December 2021)

DOMESTIC PASSENGER SHARE



Source: MCO Airline Activity Reports (March 2021 – February 2022)

INTERNATIONAL PASSENGER SHARE



Source: MCO Airline Activity Reports (March 2021 – February 2022)