



# ***Belle Isle Police Department***

---

June 30, 2021

## **Interoffice Memorandum:**

---

**TO:** Bob Francis  
**FROM:** Chief Laura Houston LH  
**RE:** 2020 Uniform Crime Reporting (UCR)

---

I have attached the 2020 UCR Report for the Belle Isle Police Department. This report has been filed with the FBI. Overall crime is down in most categories but of note is the decrease in the overall *Property Offense Total*. Aggravated assaults almost doubled, which can be attributed to the pandemic and people being out of work and at home. The number of total arrests also decreased. Officers have been encouraged to file criminal cases directly with the State Attorney's Office in lieu of making physical arrests to minimize their exposure to COVID.

Crime in neighboring communities is increasing. The Belle Isle Police Department is working hard daily to prevent this crime from encroaching into our community.

**UCR CHECKLIST - UNVERIFIED DATA FOR REVIEW & VERIFICATION**

<b>Agency ORI:</b>	<b>FL0489300</b>	<b>Agency Name:</b>	<b>Belle Isle Police Department</b>
<b>Reporting Period/Year:</b>	<b>2020A</b>	<b>Population:</b>	<b>7,378</b>
<b>Clearance Rate:</b>	<b>21.5</b>	<b>Crime Rate:</b>	<b>1,450.3</b>
<b>Date Generated:</b>	<b>1/26/2021</b>	<input checked="" type="checkbox"/> <b>Arrest Data Provided</b>	
	<input type="checkbox"/> <b>LEOKA Data</b>	<input checked="" type="checkbox"/> <b>Comparative Prior Year Data</b>	
	<input checked="" type="checkbox"/> <b>Clearance Rate Reflects a Change of 10% or Greater</b>		

<b>Violent Offenses</b>	<b>2019</b>	<b>2020</b>	<b>% Change</b>
Murder	0	0	
Rape	0	0	
Robbery	9	2	-77.8%
Aggravated Assault	7	13	85.7%
Violent Offense Total	16	15	-6.3%
Violent Crime Rate	217.2	203.3	-6.4%
<b>Property Offenses</b>	<b>2019</b>	<b>2020</b>	<b>% Change</b>
Burglary	23	13	-43.5%
Larceny	70	57	-18.6%
Motor Vehicle Theft	26	22	-15.4%
Property Offense Total	119	92	-22.7%
Property Crime Rate	1,615.8	1,247.0	-22.8%
<b>Total Index Offenses</b>	<b>135</b>	<b>107</b>	<b>-20.7%</b>
<b>Clearance Rate for Index Offenses</b>	<b>32.6</b>	<b>21.5</b>	<b>-34.0%</b>

<b>Other Offenses</b>	<b>2019</b>	<b>2020</b>	<b>% Change</b>
Arson	0	0	
Fondling	0	0	
Human Trafficking - Founded	0	0	
Simple Assault	24	17	-29.2%

<b>Domestic Violence Offenses</b>	<b>2019</b>	<b>2020</b>	<b>% Change</b>
Murder	0	0	
Manslaughter	0	0	
Rape	0	0	
Fondling	0	0	
Aggravated Assault	4	6	50.0%
Aggravated Stalking	0	0	
Simple Assault	19	15	-21.1%
Threat/Intimidation	0	0	
Simple Stalking	0	0	
Total Domestic Violence Offenses	23	21	-8.7%

<b>Arrests</b>	<b>2019</b>	<b>2020</b>	<b>% Change</b>
Murder	0	0	
Rape	0	0	
Robbery	4	0	-100.0%
Aggravated Assault	7	12	71.4%
Burglary	3	3	0.0%
Larceny	23	7	-69.6%
Motor Vehicle Theft	6	0	-100.0%
Part II	90	70	-22.2%
Total Arrests	133	92	-30.8%

<b>Breakdown of Total Arrests - 2020</b>			
Male Arrests	70	Female Arrests	22
Adult Arrests	89	Juvenile Arrests	3

<b>Vehicle Recoveries</b>	<b>2019</b>	<b>2020</b>	<b>% Change</b>
Stolen Local/Recovered Local	2	6	200.0%
Stolen Local/Recovered Elsewhere	16	12	-25.0%
Stolen Elsewhere/Recovered Local	9	3	-66.7%

<b>Stolen/Recovered Property</b>	<b>2019</b>	<b>2020</b>	<b>% Change</b>
Total Stolen Property	\$583,141	\$344,613	-40.9%
Total Recovered Property	\$312,873	\$252,552	-19.3%

<b>Law Enforcement Officers Killed /Assaulted (LEOKA) - 2020</b>		<b>Total</b>	<b>0</b>
Officers Killed	0	Officers Assaulted	0

<b>Justifiable Homicide - 2020</b>		<b>Total</b>	<b>0</b>
By Police Officer	0	By Private Citizen	0

The information contained in the report is approved as correct.  
 Signature: Laura Houston Date: Feb 5, 2021



# CRIME IN FLORIDA ABSTRACT

## Belle Isle Police Department

January - December 2020

Florida Department of  
Law Enforcement

(UNVERIFIED - SUBMITTED DATA FOR REVIEW)

The statistics presented in this release are an indication of crime and criminal activities known to, and reported by, law enforcement agencies for 2020. This report reflects data residing in the UCR database as of 1/26/2021.

### Crime Volume and Rate

MEASURE	2019	2020	Percent Change
<b>Total Index Crime</b>	<b>135</b>	<b>107</b>	<b>-20.7</b>
Total Violent Crime	16	15	-6.3
Total Property Crime	119	92	-22.7
<b>Total Crime Rate</b>	<b>1,833.0</b>	<b>1,450.3</b>	<b>-20.9</b>
Violent Crime Rate	217.2	203.3	-6.4
Property Crime Rate	1,615.8	1,247.0	-22.8

### Arrest Totals

ARREST TYPE	2019	2020	Percent Change
<b>Violent Offense Arrests</b>	<b>11</b>	<b>12</b>	<b>9.1</b>
Adult	11	12	9.1
Juvenile	0	0	
Male	8	7	-12.5
Female	3	5	66.7
<b>Property Offense Arrests</b>	<b>32</b>	<b>10</b>	<b>-68.8</b>
Adult	27	9	-66.7
Juvenile	5	1	-80.0
Male	29	7	-75.9
Female	3	3	0.0
<b>Part II Offense Arrests</b>	<b>90</b>	<b>70</b>	<b>-22.2</b>
Adult	88	68	-22.7
Juvenile	2	2	0.0
Male	66	56	-15.2
Female	24	14	-41.7
<b>TOTAL ARRESTS</b>	<b>133</b>	<b>92</b>	<b>-30.8</b>

### Offense Totals

INDEX OFFENSES	2019	2020	Percent Change
<b>Murder</b>	<b>0</b>	<b>0</b>	
Firearm	0	0	
Knife/Cutting Instr.	0	0	
Hands/Fists/Feet	0	0	
Other	0	0	
<b>Rape</b>	<b>0</b>	<b>0</b>	
Firearm	0	0	
Knife/Cutting Instr.	0	0	
Hands/Fists/Feet	0	0	
Other	0	0	
<b>Robbery</b>	<b>9</b>	<b>2</b>	<b>-77.8</b>
Firearm	0	2	
Knife/Cutting Instr.	0	0	
Hands/Fists/Feet	9	0	-100.0
Other	0	0	
<b>Aggravated Assault</b>	<b>7</b>	<b>13</b>	<b>85.7</b>
Firearm	1	3	200.0
Knife/Cutting Instr.	1	1	0.0
Hands/Fists/Feet	0	0	
Other	5	9	80.0
<b>Burglary</b>	<b>23</b>	<b>13</b>	<b>-43.5</b>
Forced Entry	5	6	20.0
No Forced Entry	14	5	-64.3
Attempted Entry	4	2	-50.0
<b>Larceny</b>	<b>70</b>	<b>57</b>	<b>-18.6</b>
Pocket Picking	3	1	-66.7
Purse Snatching	2	2	0.0
Shoplifting	3	5	66.7
From Motor Vehicle	51	30	-41.2
Motor Vehicle Parts	0	3	
Bicycles	3	4	33.3
From Building	1	1	0.0
From Coin Oper. Dev.	0	0	
All Other	7	11	57.1
<b>Motor Vehicle Theft</b>	<b>26</b>	<b>22</b>	<b>-15.4</b>
<b>TOTAL INDEX OFFENSES</b>	<b>135</b>	<b>107</b>	<b>-20.7</b>

### Domestic Violence by Offense Type

PRIMARY OFFENSE	2019	2020	Percent Change
Murder	0	0	
Manslaughter	0	0	
Rape	0	0	
Fondling	0	0	
Aggravated Assault	4	6	50.0
Aggravated Stalking	0	0	
Simple Assault	19	15	-21.1
Threat/Intimidation	0	0	
Simple Stalking	0	0	
<b>TOTAL OFFENSES</b>	<b>23</b>	<b>21</b>	<b>-8.7</b>

### Property Information Values

PROPERTY TYPE	STOLEN VALUE	RECOVERED VALUE
Currency, Note, Etc.	1,091	0
Jewelry, Precious Metals	6,887	0
Clothing & Furs	4,735	0
Motor Vehicles	285,252	250,252
Office Equipment	0	0
TVs, Radios, Stereos	0	0
Firearms	350	0
Household Goods	105	0
Consumable Goods	835	0
Livestock	0	0
Miscellaneous	45,358	2,300
<b>TOTAL VALUES</b>	<b>344,613</b>	<b>252,552</b>

**CRIME IN FLORIDA ABSTRACT**  
**Belle Isle Police Department**  
**January - December 2020**  
**(UNVERIFIED - SUBMITTED DATA FOR REVIEW)**

**Crime Trends**

Year	Index Total Crimes	% Change	Violent Crime	% Change	Property Crime	% Change	Population	% Change	Crime Rate	% Change
2016	121	-0.8	14	27.3	107	-3.6	6,541	1.2	1,849.9	-2.0
2017	102	-15.7	10	-28.6	92	-14.0	6,701	2.4	1,522.2	-17.7
2018	87	-14.7	9	-10.0	78	-15.2	6,944	3.6	1,252.9	-17.7
2019	135	55.2	16	77.8	119	52.6	7,365	6.1	1,833.0	46.3
2020	107	-20.7	15	-6.3	92	-22.7	7,378	0.2	1,450.3	-20.9

**Domestic Violence**  
**by Offense Type to Victim's Relationship to Offender**

OFFENSES	RELATIONSHIP VICTIM TO OFFENDER								Arrests
	Total	Spouse	Parent	Child	Sibling	Other Family	Cohabitant	Other	
Murder	0	0	0	0	0	0	0	0	0
Manslaughter	0	0	0	0	0	0	0	0	0
Rape	0	0	0	0	0	0	0	0	0
Fondling	0	0	0	0	0	0	0	0	0
Aggravated Assault	6	1	0	0	1	0	3	1	7
Aggravated Stalking	0	0	0	0	0	0	0	0	0
Simple Assault	15	3	1	2	1	0	5	3	15
Threat/Intimidation	0	0	0	0	0	0	0	0	0
Simple Stalking	0	0	0	0	0	0	0	0	0
<b>TOTAL OFFENSES</b>	<b>21</b>	<b>4</b>	<b>1</b>	<b>2</b>	<b>2</b>	<b>0</b>	<b>8</b>	<b>4</b>	<b>22</b>

ARSON			
STRUCTURE	TOTAL INHABITED	TOTAL ABANDONED	ATTEMPTED
Single Occupied Residence	0	0	0
Other Residence	0	0	0
Storage	0	0	0
Industrial/Manufacturing	0	0	0
Commercial	0	0	0
Community/Public	0	0	0
All Other Structures	0	0	0
Motor Vehicles	0	0	0
Other Mobile	0	0	0
Other	0	0	0
<b>TOTAL</b>	<b>0</b>	<b>0</b>	<b>0</b>

VEHICLE RECOVERY	
	Number
Stolen Locally and Recovered Locally	6
Stolen Locally and Recovered by Other Jurisdictions	12
Stolen Other Jurisdictions and Recovered Locally	3
<b>TOTAL</b>	<b>21</b>

**Arrest Totals by Age and Sex**  
**Belle Isle Police Department**  
**January - December 2020**  
**(UNVERIFIED - SUBMITTED DATA FOR REVIEW)**

OFFENSES	JUVENILE			ADULT			TOTAL
	Total	Male	Female	Total	Male	Female	ALL AGES
Murder	0	0	0	0	0	0	0
Rape	0	0	0	0	0	0	0
Robbery	0	0	0	0	0	0	0
Aggravated Assault	0	0	0	12	7	5	12
Burglary	0	0	0	3	2	1	3
Larceny	1	1	0	6	4	2	7
Motor Vehicle Theft	0	0	0	0	0	0	0
<b>TOTAL INDEX</b>	<b>1</b>	<b>1</b>	<b>0</b>	<b>21</b>	<b>13</b>	<b>8</b>	<b>22</b>
Manslaughter	0	0	0	0	0	0	0
Kidnap/Abduction	0	0	0	0	0	0	0
Arson	0	0	0	0	0	0	0
Simple Assault	1	1	0	16	9	7	17
Drug Arrests	0	0	0	7	6	1	7
Bribery	0	0	0	0	0	0	0
Embezzlement	0	0	0	0	0	0	0
Fraud	0	0	0	2	1	1	2
Counterfeit/Forgery	0	0	0	2	1	1	2
Extortion/Blackmail	0	0	0	0	0	0	0
Intimidation	0	0	0	1	1	0	1
Prostitution/Commercialized Sex	0	0	0	0	0	0	0
Fondling	0	0	0	0	0	0	0
Other Sex Offenses	0	0	0	2	2	0	2
Stolen Property Buy/Receive/Possess	0	0	0	1	1	0	1
Driving Under Influence	0	0	0	18	15	3	18
Destruction/Damage/Vandalism	0	0	0	1	1	0	1
Gambling	0	0	0	0	0	0	0
Weapons Violations	1	1	0	2	2	0	3
Liquor Law Violations	0	0	0	0	0	0	0
Miscellaneous	0	0	0	16	15	1	16
<b>TOTAL PART II</b>	<b>2</b>	<b>2</b>	<b>0</b>	<b>68</b>	<b>54</b>	<b>14</b>	<b>70</b>
<b>TOTAL</b>	<b>3</b>	<b>3</b>	<b>0</b>	<b>89</b>	<b>67</b>	<b>22</b>	<b>92</b>

SOURCE: Florida Department of Law Enforcement. Florida Uniform Crime Report, 2020 [Computer program]. Tallahassee, FL: FDLE, Florida Statistical Analysis Center. Report reflects data residing in the UCR database as of 1/26/2021.

**Arrest Totals Comparative Data**  
**Belle Isle Police Department**  
**January - December 2020**  
 (UNVERIFIED - SUBMITTED DATA FOR REVIEW)

OFFENSES	JUVENILE			ADULT			TOTAL ALL AGES		
	2019	2020	Percent Change	2019	2020	Percent Change	2019	2020	Percent Change
Murder	0	0		0	0		0	0	
Rape	0	0		0	0		0	0	
Robbery	0	0		4	0	-100.0	4	0	-100.0
Aggravated Assault	0	0		7	12	71.4	7	12	71.4
Burglary	0	0		3	3	0.0	3	3	0.0
Larceny	5	1	-80.0	18	6	-66.7	23	7	-69.6
Motor Vehicle Theft	0	0		6	0	-100.0	6	0	-100.0
<b>TOTAL INDEX</b>	<b>5</b>	<b>1</b>	<b>-80.0</b>	<b>38</b>	<b>21</b>	<b>-44.7</b>	<b>43</b>	<b>22</b>	<b>-48.8</b>
Manslaughter	0	0		0	0		0	0	
Kidnap/Abduction	0	0		0	0		0	0	
Arson	0	0		0	0		0	0	
Simple Assault	0	1		21	16	-23.8	21	17	-19.0
Drug Arrests	1	0	-100.0	17	7	-58.8	18	7	-61.1
Bribery	0	0		0	0		0	0	
Embezzlement	0	0		0	0		0	0	
Fraud	0	0		0	2		0	2	
Counterfeit/Forgery	0	0		0	2		0	2	
Extortion/Blackmail	0	0		0	0		0	0	
Intimidation	0	0		0	1		0	1	
Prostitution/Commercialized Sex	0	0		0	0		0	0	
Fondling	0	0		0	0		0	0	
Other Sex Offenses	0	0		0	2		0	2	
Stolen Property Buy/Receive/Possess	0	0		1	1	0.0	1	1	0.0
Driving Under Influence	0	0		23	18	-21.7	23	18	-21.7
Destruction/Damage/Vandalism	0	0		1	1	0.0	1	1	0.0
Gambling	0	0		0	0		0	0	
Weapons Violations	0	1		1	2	100.0	1	3	200.0
Liquor Law Violations	0	0		0	0		0	0	
Miscellaneous	1	0	-100.0	24	16	-33.3	25	16	-36.0
<b>TOTAL PART II</b>	<b>2</b>	<b>2</b>	<b>0.0</b>	<b>88</b>	<b>68</b>	<b>-22.7</b>	<b>90</b>	<b>70</b>	<b>-22.2</b>
<b>TOTAL</b>	<b>7</b>	<b>3</b>	<b>-57.1</b>	<b>126</b>	<b>89</b>	<b>-29.4</b>	<b>133</b>	<b>92</b>	<b>-30.8</b>

SOURCE: Florida Department of Law Enforcement. Florida Uniform Crime Report, 2020 [Computer program]. Tallahassee, FL: FDLE, Florida Statistical Analysis Center. Report reflects data residing in the UCR database as of 1/26/2021.

**Uniform Crime Reports - Offense Reporting Form**  
**Crime Index and Domestic Violence Offenses - Page 1 of 2**  
**Belle Isle Police Department**  
**January - December 2020**

(UNVERIFIED - SUBMITTED DATA FOR REVIEW)

CLASSIFICATION OF OFFENSES	TOTAL NUMBER OF OFFENSES	TOTAL CLEARANCES			TOTAL VALUE OF PROPERTY STOLEN (\$)	WEAPON				Number of Offenses	DOMESTIC VIOLENCE							
		Arrest	Exception	Adult		Juvenile	Firearm	Knife or Cutting Instr.	Other Dangerous Weapon		Hands, Fists or Feet	RELATIONSHIP VICTIM TO OFFENDER						
												Spouse	Parent	Child	Sibling	Other Family	Cohabitant	Other
Criminal Homicide	0	0	0	0	0	0	0	0	0	0	0	0	0	0	0	0	0	0
Murder	0	0	0	0	0	0	0	0	0	0	0	0	0	0	0	0	0	0
Manslaughter	0	0	0	0	0	0	0	0	0	0	0	0	0	0	0	0	0	0
Index Sex Offenses	0	0	0	0	0	0	0	0	0	0	0	0	0	0	0	0	0	0
Rape, Committed	0	0	0	0	0	0	0	0	0	0	0	0	0	0	0	0	0	0
Rape, Attempted	0	0	0	0	0	0	0	0	0	0	0	0	0	0	0	0	0	0
Robbery	2	0	0	0	0	2	0	0	0	0	0	0	0	0	0	0	0	0
Highway	0	0	0	0	132	0	0	0	0	0	0	0	0	0	0	0	0	0
Residence	0	0	0	0	0	0	0	0	0	0	0	0	0	0	0	0	0	0
Bank	0	0	0	0	0	0	0	0	0	0	0	0	0	0	0	0	0	0
Gas / Service Station	0	0	0	0	0	0	0	0	0	0	0	0	0	0	0	0	0	0
Convenience Store	0	0	0	0	0	0	0	0	0	0	0	0	0	0	0	0	0	0
Other Commercial Estab.	0	0	0	0	0	0	0	0	0	0	0	0	0	0	0	0	0	0
Miscellaneous	2	0	0	0	132	2	0	0	0	0	0	0	0	0	0	0	0	0
Aggravated Assault	13	12	0	12	0	3	1	9	0	6	1	0	0	0	0	0	0	0
Aggravated Assault	13	12	0	12	0	3	1	9	0	6	1	0	0	0	0	0	0	0
Aggravated Stalking	0	0	0	0	0	0	0	0	0	0	0	0	0	0	0	0	0	0
<b>TOTAL VIOLENT (Excluding Manslaughter)</b>	<b>15</b>	<b>12</b>	<b>0</b>	<b>12</b>	<b>0</b>	<b>5</b>	<b>1</b>	<b>9</b>	<b>0</b>	<b>6</b>	<b>1</b>	<b>0</b>	<b>1</b>	<b>0</b>	<b>3</b>	<b>1</b>	<b>7</b>	<b>7</b>
Fondling	0	0	0	0	0	0	0	0	0	0	0	0	0	0	0	0	0	0
Simple Assault	17	17	0	16	1	0	0	17	0	15	3	1	2	1	0	5	3	15
Threat/Intimidation										0	0	0	0	0	0	0	0	0
Simple Stalking										0	0	0	0	0	0	0	0	0
<b>TOTAL DOMESTIC VIOLENCE</b>	<b>21</b>	<b>4</b>	<b>1</b>	<b>2</b>	<b>2</b>	<b>2</b>	<b>1</b>	<b>8</b>	<b>4</b>	<b>21</b>	<b>2</b>	<b>2</b>	<b>2</b>	<b>0</b>	<b>8</b>	<b>4</b>	<b>22</b>	<b>22</b>

SOURCE: Florida Department of Law Enforcement, Florida Uniform Crime Report, 2020 (Computer program), Tallahassee, FL; FDLE, Florida Statistical Analysis Center. Report reflects data residing in the UCR database as of 1/26/2021.

**Uniform Crime Reports - Offense Reporting Form**  
**Crime Index and Domestic Violence Offenses - Page 2 of 2**  
**Belle Isle Police Department**  
**January - December 2020**

(UNVERIFIED - SUBMITTED DATA FOR REVIEW)

CLASSIFICATION OF OFFENSES	TOTAL NUMBER OF OFFENSES	TOTAL CLEARANCES				TOTAL VALUE OF PROPERTY STOLEN (\$)	ARSON							
		Arrest	Exception	Adult	Juvenile		TOTAL INHABITED	TOTAL ABANDONED	ATTEMPT	TOTAL DOLLAR LOSS (\$)	CLEARANCES			
											Adult	Juvenile		
Burglary	13	3	0	3	0	10,600	0	0	0	0	0	0	0	0
Forcible Entry	6	1	0	1	0	7,800	0	0	0	0	0	0	0	0
Unlawful Entry	5	1	0	1	0	2,800	0	0	0	0	0	0	0	0
Attempted	2	1	0	1	0	0	0	0	0	0	0	0	0	0
Burglary, Residence	6	1	0	1	0	3,900	0	0	0	0	0	0	0	0
Night	4	1	0	1	0	1,100	0	0	0	0	0	0	0	0
Day	1	0	0	0	0	0	0	0	0	0	0	0	0	0
Unknown	1	0	0	0	0	2,800	0	0	0	0	0	0	0	0
Burglary, Non-Residence	7	2	0	2	0	6,700	0	0	0	0	0	0	0	0
Night	6	2	0	2	0	6,700	0	0	0	0	0	0	0	0
Day	0	0	0	0	0	0	0	0	0	0	0	0	0	0
Unknown	1	0	0	0	0	0	0	0	0	0	0	0	0	0
Larceny	57	7	1	7	1	48,629	0	0	0	0	0	0	0	0
Pocket Picking	1	0	0	0	0	800	0	0	0	0	0	0	0	0
Purse Snatching	2	0	0	0	0	403	0	0	0	0	0	0	0	0
Shoplifting	5	1	0	1	0	275	0	0	0	0	0	0	0	0
From Motor Vehicle	30	3	1	3	1	25,413	0	0	0	0	0	0	0	0
Motor Vehicle Parts	3	1	0	1	0	3	0	0	0	0	0	0	0	0
Bicycles	4	0	0	0	0	3,749	0	0	0	0	0	0	0	0
From Building	1	0	0	0	0	2,700	0	0	0	0	0	0	0	0
From Coin Oper. Dev.	0	0	0	0	0	0	0	0	0	0	0	0	0	0
All Other Larceny	11	2	0	2	0	15,286	0	0	0	0	0	0	0	0
\$200 & Over	30	3	1	3	1	47,535	0	0	0	0	0	0	0	0
\$50 - \$200	7	1	0	1	0	980	0	0	0	0	0	0	0	0
Under \$50	20	3	0	3	0	114	0	0	0	0	0	0	0	0
Motor Vehicle Theft	22	0	0	0	0	285,252	0	0	0	0	0	0	0	0
Auto	21	0	0	0	0	283,752	0	0	0	0	0	0	0	0
Trucks and Buses	0	0	0	0	0	0	0	0	0	0	0	0	0	0
Motorcycles	0	0	0	0	0	0	0	0	0	0	0	0	0	0
Other Vehicles	1	0	0	0	0	1,500	0	0	0	0	0	0	0	0
TOTAL PROPERTY	92	10	1	10	1	344,481	0	0	0	0	0	0	0	0
ALL CRIME INDEX'	107	22	1	22	1	344,613	0	0	0	0	0	0	0	0

PROPERTY TYPE	PROPERTY INFORMATION / VALUES		VEHICLE RECOVERY
	STOLEN VALUE (\$)	RECOVERED VALUE (\$)	
Currency, Note, Etc.	1,091	0	Number
Jewelry, Precious Metals	6,887	0	Stolen Locally and Recovered Locally
Clothing & Furs	4,735	0	6
Motor Vehicles	285,252	250,252	
Auto	283,752	250,252	
Trucks and Buses	0	0	
Motorcycles	0	0	
Other Vehicles	1,500	0	12
Office Equipment	0	0	
TVs, Radios, Stereos	0	0	
Firearms	350	0	
Household Goods	105	0	
Consumable Goods	835	0	
Livestock	0	0	3
Miscellaneous	45,358	0	
PROPERTY VALUE TOTALS	344,613	252,552	VEHICLES
			21

\*Crime Index Offenses do not include Manslaughter, Fondling, Simple Assault, Threat/Intimidation, and Simple Stalking.

SOURCE: Florida Department of Law Enforcement. Florida Uniform Crime Report, 2020 [Computer program]. Tallahassee, FL: FDLE, Florida Statistical Analysis Center. Report reflects data residing in the UCR database as of 1/26/2021.



**HATE CRIME AND CARGO THEFT INCIDENTS REPORTED**  
**Belle Isle Police Department**  
**January - December 2020**

**(UNVERIFIED - SUBMITTED DATA FOR REVIEW)**

The tables below display the number of Hate Crime and Cargo Theft incidents by month, with each zero reflecting the entry of a report of zero incidents for that month. Months that are blank do not have a reported incident nor a report of zero incidents for that month. Agencies are requested to submit an entry of zero Hate Crime or Cargo Theft incidents for each month in which there were no incidents to report.

REPORTED HATE CRIME INCIDENTS BY MONTH														
ORI	AGENCY NAME	YEAR	JAN	FEB	MAR	APR	MAY	JUN	JUL	AUG	SEP	OCT	NOV	DEC
FLO489300	Belle Isle Police Department	2020	0	0	0	0	0	0	0	0	0	0	0	0

REPORTED CARGO THEFT INCIDENTS BY MONTH														
ORI	AGENCY NAME	YEAR	JAN	FEB	MAR	APR	MAY	JUN	JUL	AUG	SEP	OCT	NOV	DEC
FLO489300	Belle Isle Police Department	2020	0	0	0	0	0	0	0	0	0	0	0	0

SOURCE: Florida Department of Law Enforcement. Florida Hate Crime and Cargo Theft, 2020 [Computer program]. Tallahassee, FL: FDLE, Florida Statistical Analysis Center. Report reflects data residing in the FDLE database as of 1/25/2021.

**Law Enforcement Officers Killed or Assaulted (LEOKA) - Page 1 of 2**

**Belle Isle Police Department**

**January - December 2020**

(UNVERIFIED - SUBMITTED DATA FOR REVIEW)

LEOKA Officer Data	Officer Killed, Felonious		Officer Killed, Accidental		Officer Assaulted	
	Total	Percent	Total	Percent	Total	Percent
<b>Number of Officers</b>	0		0		0	
<b>Breakdown of Officers by Age:</b>						
Officer Age 18 - 24 Years	0		0		0	
Officer Age 25 - 34 Years	0		0		0	
Officer Age 35 - 44 Years	0		0		0	
Officer Age 45 - 54 Years	0		0		0	
Officer Age 55 - 64 Years	0		0		0	
Officer Age 65 +	0		0		0	
<b>Breakdown of Officer Experience:</b>						
Officer Experience 1 - 4 Years	0		0		0	
Officer Experience 5 - 9 Years	0		0		0	
Officer Experience 10 -14 Years	0		0		0	
Officer Experience 15 -19 Years	0		0		0	
Officer Experience 20 -24 Years	0		0		0	
Officer Experience 25 -29 Years	0		0		0	
Officer Experience 30 + Years	0		0		0	
<b>Extent of Injury:</b>						
None	-	-	-	-	0	
Minor	-	-	-	-	0	
Serious	-	-	-	-	0	
Fatal	0		0		-	-
<b>Breakdown of Officers by Sex:</b>						
Male	0		0		0	
Female	0		0		0	
<b>Breakdown of Officers by Race:</b>						
White	0		0		0	
Black	0		0		0	
American Indian	0		0		0	
Asian	0		0		0	
<b>Officer Activity:</b>						
Responding to Disturbance	0		0		0	
Breaking & Entering in Process/Pursuit	0		0		0	
Robbery in Process/Pursuit	0		0		0	
Attempting Other Arrest	0		0		0	
Civil Disorder	0		0		0	
Domestic Disturbance	0		0		0	
Handling/Transporting/Custody of Prisoner	0		0		0	
Investigate Suspicious Person/Circumstance	0		0		0	
Ambush, No Warning	0		0		0	
Assailant Mentally Deranged	0		0		0	
Traffic Pursuit or Stop	0		0		0	
Other	0		0		0	
<b>Type of Assignment:</b>						
One Person Vehicle	0		0		0	
Two Person Vehicle	0		0		0	
Detective or Special Assignment	0		0		0	
Traffic, Motorcycle Officer(s)	0		0		0	
Other	0		0		0	
<b>Additional Officer Data:</b>						
Officer Was Wearing Body Armor	0		0		0	
Body Armor Prevented Injury	0		0		0	
Officer Was Not Wearing Body Armor	0		0		0	
Officer Wearing Body Armor Unknown	0		0		0	
Firearm Discharged by Officer	0		0		0	
Officer Was Alone	0		0		0	

SOURCE: Florida Department of Law Enforcement. Florida Uniform Crime Report, 2020 [Computer program]. Tallahassee, FL: FDLE, Florida Statistical Analysis Center. Report reflects data residing in the UCR database as of 1/26/2021.

**Law Enforcement Officers Killed or Assaulted (LEOKA) - Page 2 of 2**

**Belle Isle Police Department**

**January - December 2020**

(UNVERIFIED - SUBMITTED DATA FOR REVIEW)

LEOKA Offender Data	Officer Killed, Felonious		Officer Killed, Accidental		Officer Assaulted	
	Total	Percent	Total	Percent	Total	Percent
<b>Number of Offenders</b>	0		0		0	
<b>Breakdown of Offenders by Age:</b>						
Offender Under 18 Years	0		0		0	
Offender Age 18 - 24 Years	0		0		0	
Offender Age 25 - 34 Years	0		0		0	
Offender Age 35 - 44 Years	0		0		0	
Offender Age 45 - 54 Years	0		0		0	
Offender Age 55 - 64 Years	0		0		0	
Offender Age 65 +	0		0		0	
Unknown	0		0		0	
<b>Offender Injured?</b>						
Yes	0		0		0	
No	0		0		0	
Unknown	0		0		0	
<b>Extent of Offender Injury:</b>						
No Injury or Unknown	0		0		0	
Minor	0		0		0	
Moderate	0		0		0	
Serious	0		0		0	
Fatal	0		0		0	
<b>Breakdown of Offenders by Sex:</b>						
Male	0		0		0	
Female	0		0		0	
Unknown	0		0		0	
<b>Breakdown of Offenders by Race:</b>						
White	0		0		0	
Black	0		0		0	
American Indian	0		0		0	
Asian	0		0		0	
Unknown	0		0		0	
<b>Weapon:</b>						
Handgun	0		0		0	
Rifle	0		0		0	
Shotgun	0		0		0	
Firearm	0		0		0	
Knife/Cutting Instrument	0		0		0	
Blunt Object	0		0		0	
Hands/Fist/Feet	0		0		0	
Poison	0		0		0	
Explosives	0		0		0	
Fire/Incendiary	0		0		0	
Drugs	0		0		0	
Unknown	0		0		0	
Other	0		0		0	
<b>Other Offender Data</b>						
Firearm Discharged by Offender	0		0		0	
Officer Aware Offender Had Weapon	0		0		0	
Offender Used Officer's Weapon	0		0		0	
Offense Cleared by Arrest or Exception	0		0		0	

SOURCE: Florida Department of Law Enforcement. Florida Uniform Crime Report, 2020 [Computer program]. Tallahassee, FL: FDLE, Florida Statistical Analysis Center. Report reflects data residing in the UCR database as of 1/26/2021.

**UCR Law Enforcement Officer Killed or Assaulted (LEOKA) Report Supplement**  
**Belle Isle Police Department**  
**January - December 2020**

(UNVERIFIED - SUBMITTED DATA FOR REVIEW)

Report Number	Rec Seq Nbr	Incident Type	Officer Activity	Type Assgn.	Weapon Type	Officer Wore Body Armor	Body Armor Prevent Injury	Offender Used Officer's Weapon	Officer Aware Offender Weapon	Firearm Discharge by Offender	Dist. in Feet (est.)	Firearm Discharge by Officer	Offender Injured	Extent of Injury	Time	Officer Exper in Years	Officer			Offender			
																	Age	Sex	Race	Age	Sex	Race	
NO REPORTS																							

**Uniform Crime Reports - Supplemental Homicide Report**  
**Belle Isle Police Department**  
**January - December 2020**

(UNVERIFIED - SUBMITTED DATA FOR REVIEW)

Report Number	Record Seq Nbr	Report Date	Victim			Offender			Situation Code	Victim Relationship	Weapon Type	Circumstance Code	Justifiable Circumstance	Justifiable Code
			Age	Sex	Race	Age	Sex	Race						
NO REPORTS														

**Uniform Crime Reports - Human Trafficking**  
**Belle Isle Police Department**  
**January - December 2020**  
 (UNVERIFIED - SUBMITTED DATA FOR REVIEW)

Report Number	Record Seq Nbr	Incident Date	Victim				Classification	Cleared By	Offense Status	Offender											
			Age	Sex	Race	Country				State	Age	Sex	Race	Country	State						
NO REPORTS																					






# UCR Verification Packet - Belle Isle Police Department 2020A

Final Audit Report

2021-02-05

Created:	2021-02-03
By:	Ina Hawkins (inahawkins@fdle.state.fl.us)
Status:	Signed
Transaction ID:	CBJCHBCAABAAN3K2EBen0nAuCI_vuGPCtObVko55X4E

## "UCR Verification Packet - Belle Isle Police Department 2020A" History

-  Document created by Ina Hawkins (inahawkins@fdle.state.fl.us)  
2021-02-03 - 4:56:01 PM GMT- IP address: 164.51.230.20
-  Document emailed to Laura Houston (jstewart@belleislepolice.org) for signature  
2021-02-03 - 4:56:20 PM GMT
-  Email viewed by Laura Houston (jstewart@belleislepolice.org)  
2021-02-03 - 4:58:07 PM GMT- IP address: 66.249.88.163
-  Document e-signed by Laura Houston (jstewart@belleislepolice.org)  
Signature Date: 2021-02-05 - 8:02:09 PM GMT - Time Source: server- IP address: 97.68.19.242
-  Agreement completed.  
2021-02-05 - 8:02:09 PM GMT